



# Laundry

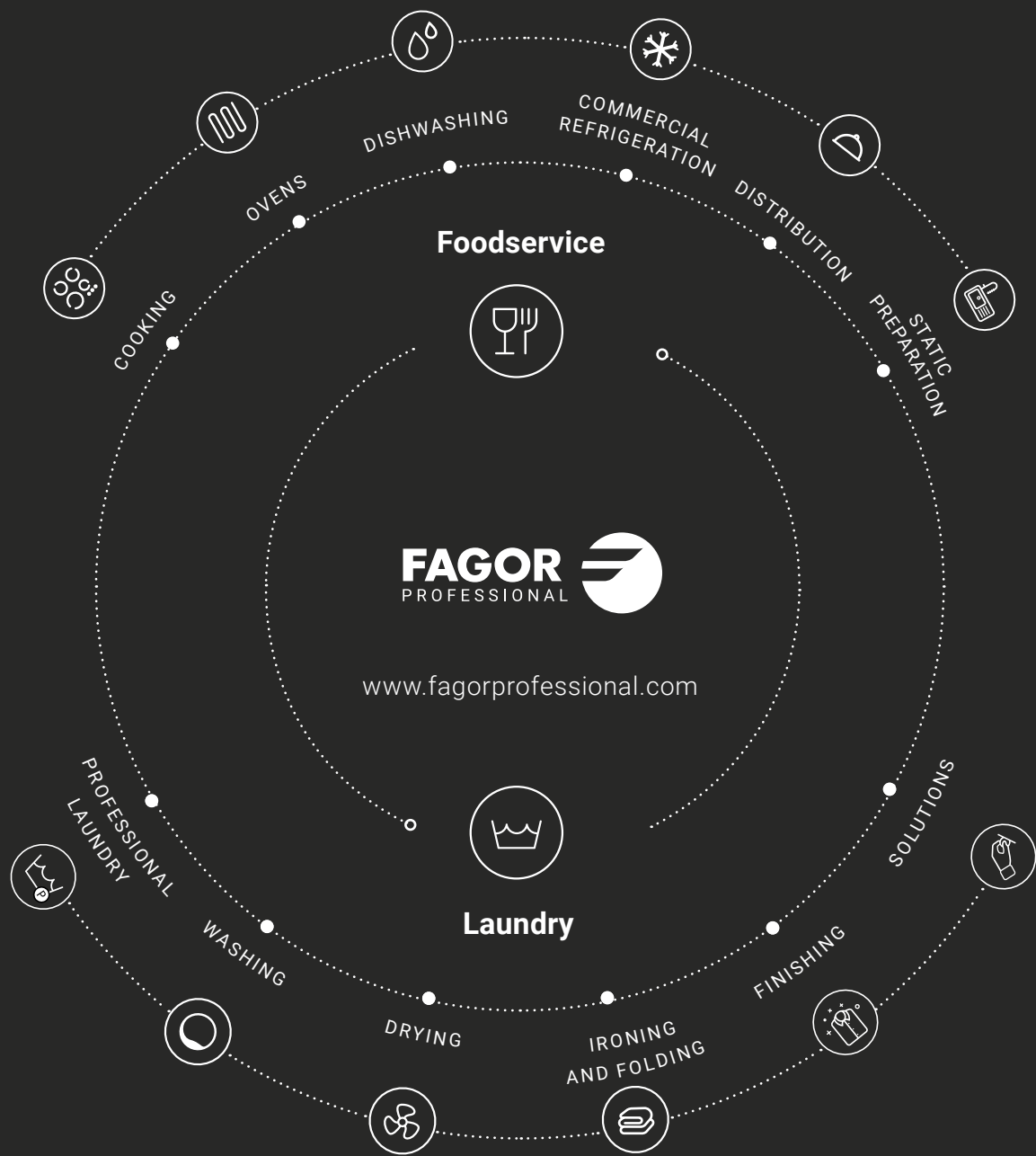
**Price list**  
Export

**2024**



## Index


<b>FagorKonnnect .....</b>	<b>007</b>
<b>Professional Laundry .....</b>	<b>015</b>
— Professional washers .....	020
— Professional dryers .....	026
<b>Washing .....</b>	<b>033</b>
— Washers .....	038
— Sanitary barriers .....	054
<b>Water recovery system .....</b>	<b>064</b>
<b>Drying .....</b>	<b>069</b>
— Dryers.....	077
— Stack dryers.....	085
— Heat pump dryers.....	088
<b>Ozone cabinet .....</b>	<b>093</b>
<b>Ironing and folding .....</b>	<b>099</b>
— Wall ironers.....	104
— Flatwork ironers.....	112
— Compact flatwork ironers.....	126
<b>Finishing .....</b>	<b>143</b>
<b>Accessories.....</b>	<b>161</b>
<b>Self-Service.....</b>	<b>171</b>
— Payment systems .....	175
— Professional laundry .....	182
— Washers .....	190
— Dryers.....	202
— Self-service furniture.....	222
— Laundry2go.....	225
<b>Wet cleaning.....</b>	<b>229</b>
<b>Annexes .....</b>	<b>237</b>



What we offer

# A comprehensive range of products under a single brand. A universe of professional services.



 Professional laundry



 Washing




 Drying



 Ozone cabinets



 Ironing and folding




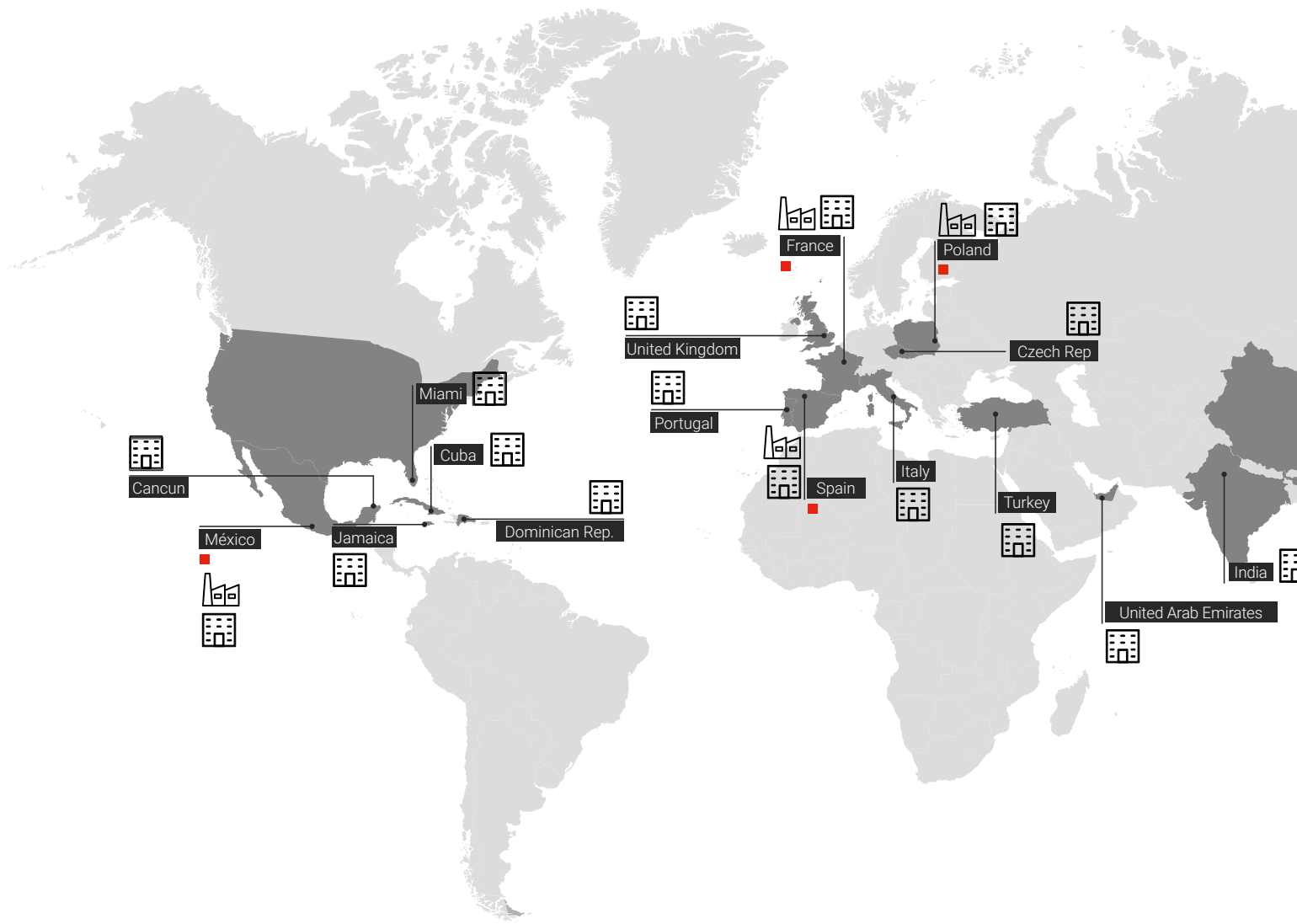
 Finishing



 Accessories



 Solutions



- Sales delegations
- Own-manufacture plants



# A global brand, close to you, wherever you are.

Our 35 offices distributed around the world, the professionalism of our 2,300 workers and our international experience help us to always remain close to you, to your needs, to your projects.

But, above all, our implication, our commitment to service and our way of directly interacting with those around us, from professional to professional, means that we use the same language when responding to your challenges with the proximity of a major brand.


**Wherever you are.**







IoT





A whole world of benefits at your fingertips standard and free in all Touch Plus equipment: washers and dryers.

# A connected world, a world of benefits

## Your laundry in good hands



The IoT connection is easy and free, standard on all ranges with Touch Plus



## FEATURES AND FUNCTIONS

01

### Management

- Management of washing and drying programs and phases
- Configurable statistics, cycles carried out, income (Coin), errors, productions, production reports and water, chemical and energy consumption, workloads, etc.
- Creation of daily, weekly reports, etc. Sending by email with the information and statistics.
- Telemetry: storage and access of all data and signals from the machines for later use and consultation (times, temperatures, errors, water levels, dosages, etc.). Very useful for users, technical services, chemists, etc.
- Machine configurations
- Remote control of machines
- Geolocation

02

### Self-service

- Own and free app for iOS and Android.
- Manage the reservation and payment of the programs in your laundry. It allows you to search for laundries and add them to favourites, find out the status of the machines in real time, book and pay for washing or drying, receive notifications by push or email when the program has finished or is about to end, view your operations, receive discounts and promotions...

03

### Technical service

- Configuration of sending notifications and errors.
- Access to technical documentation, videos, manuals, exploded views, electrical diagrams, etc.
- Management of interventions.

## IMPORTANT ADVANTAGES

01

### Owner / end user

Improves usability, efficiency and comfort.  
Business control: configurable reports of production, cycles, consumption, revenue, ...  
Ensure the washing and drying processes, ensure hygiene and disinfection, washing quality...  
**+ information + security + control**

#### Telemetry

Custom graphics for monitoring of your business.

03

### Technical service

Improvement of customer service.  
Improvement of processes (more efficient and lower costs) avoiding unnecessary trips.  
Remote troubleshooting and maintenance programs.  
Telemetry and complete information of all the programs carried out.  
Access to technical documentation, videos, etc.  
**+ efficiency + support + information**

SAT - trouble shooting

02

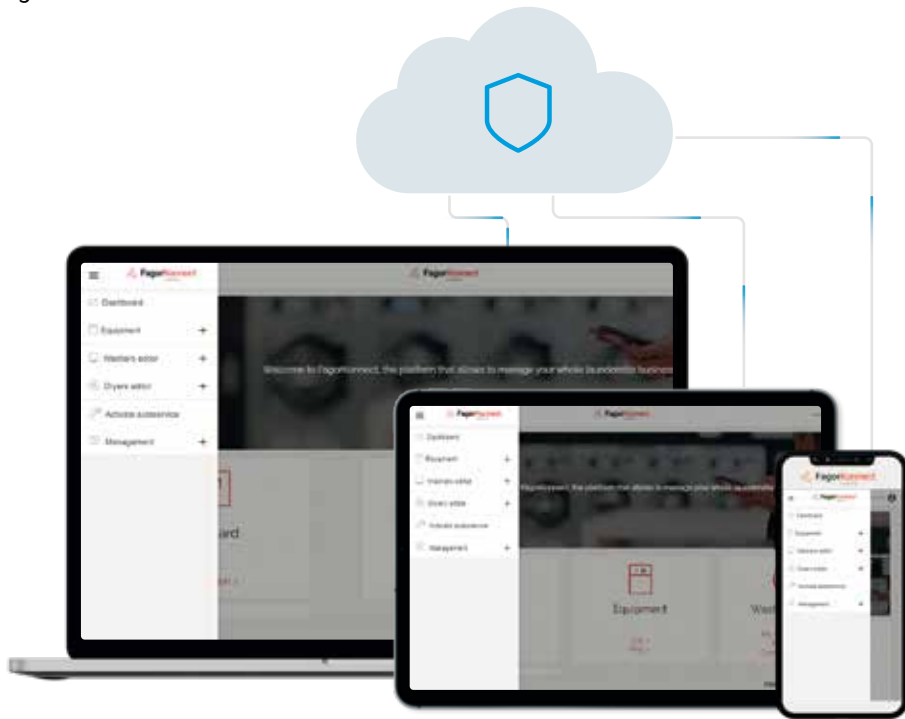
### Dealer

Technological base for new business (renting, maintenance contracts, self-services...)  
Databases of installed machines (geographical distribution, models...)  
Added value of **FagorKonnnect** machines for the customer.  
**+ opportunity + information + added value**

04

### Chemical partners

Management and creation of washing and drying programs (online and offline).  
Ensure the washing and drying processes, ensure hygiene and disinfection, washing quality...  
Troubleshooting and remote management.  
Telemetry and complete information of all the programs carried out.  
**+ information + management + ease**



**Benefits for the  
OWNER/OPERATOR**

# A whole world of benefits.

Customers require reliability and efficiency, and you want to offer them this. Traceability of the washing and drying cycles is vital for ensuring **maximum hygiene**.



## **Business management**

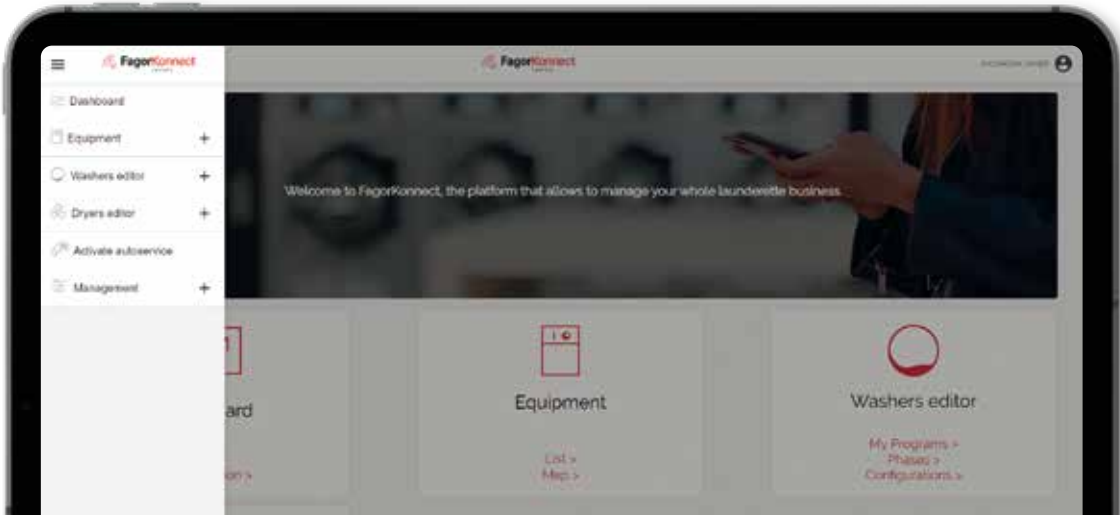
Check the status of your machines, productivity data, telemetry and much more to make the best decisions for your business.

## **APP Coin laundry My Laundry Time**

With the self-service app, your customers will be able to search for your store and conveniently book and pay for the machines, both from the app and from the QR code displayed on the machine's screen.

See SELF-SERVICE section for more information.





### Process control

Control of the programmes run or currently running, historical and current information will help you to guarantee the quality and hygiene of the process.

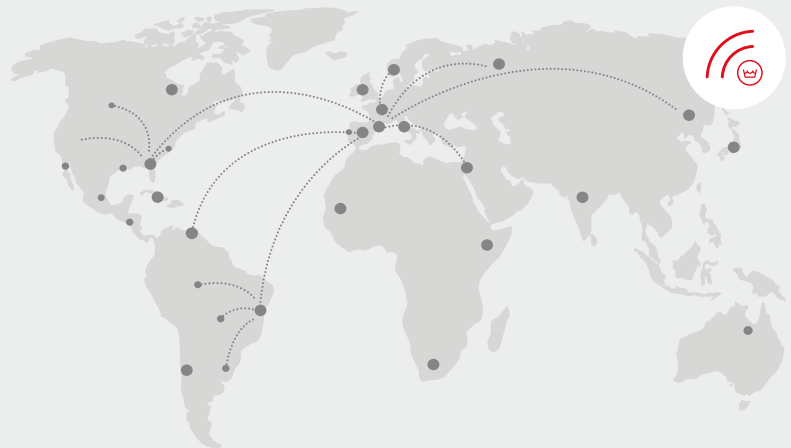
### New businesses

The IoT opens a wide range of possibilities for new businesses as a large quantity of information about the machines becomes available: renting, pay-as-you-go, technical maintenance contracts, etc.

### Service


Reliable, accessible and intuitive information about the machines, breakdowns, errors, etc. makes troubleshooting easier and offers the customer a better service.

The after-sales or commercial service is the best guarantee for winning customer loyalty. A direct connection between your technician and the machine to find out about an incident permits effective action to be taken from a distance, saving on time and travel.









Professional  
Laundry



# Professional Laundry

You have asked us for laundry products specifically designed for small facilities (hairdressers, gyms, camp sites...). This is how Compact was created, a new range of products with the same performance and robustness as industrial laundry machines, but with greater versatility, a more compact size and a more affordable price. This is the concentrated washing power of Fagor Professional.



Much more than  
professional  
laundry.



Access to the web



Commercial brochure

COMPACT  
*series*

# Professional Washers

Professional washer extractors..... 022

Special models or any other variant on the standard model are to be assembled in factory, and carry a supplement over the price indicated for the standard model.

Please consult Fagor Professional for any other variant or option not reflected on this list.



## Versatility

---

- **OPL < > Coin**  
Standard model easily transformable.
- **Electric < > Hot water**  
Standard electric model easily transformable to hot water model.
- **Pump < > Drain valve**  
Standard model easily transformable.  
Easy access and service.
- **Single < > Stacked**  
Standard model easily stackable with a dryer.
- All models prepared for the Wet Cleaning system.
- Suitable for many sectors: restaurants, gyms, campings, mop cleaning, apartments, coin laundries, dry cleaners, nurseries...



## Efficiency

---

- Intelligent weighing system.
- Optimal loading: standard in all washers, for manual indication of the load weight.
- Plinth for water recovery, with tank included.
- Plinth for mops, with filter included, (only valve models).
- High G-Factor 450.  
Reduced residual moisture, reduced drying time.



## Outstanding features

---

- **FagorKonnnect** - free standard connectivity.
- High G-Factor 450.
- User-friendly and totally programmable TP2 microprocessor with a 4,3" touch screen.
- 8 dosing signals as standard.
- USB Connection  
Of charge for programming, telemetry, data analysis...
- Telemetry standard: all washing process (temperature, water levels) is stored in the washer and can be extracted by USB.
- Wet cleaning standard with the TP2: water levels and speed are modifiable.
- Multi-payable systems.
- Short Washing cycles (Heating Power 6 kW).

### OPTIONS

Silicone gasket, delayed opening in case of electric power cut, normally closed valve, maritime voltage.



## Robustness

---

- Outer casing in grey skinplate.
- Robust aluminium door.
- AISI 304 Stainless steel made inner drum, outer drum, and ribs.
- No inner drum seal (muffle), easy to repair and clean.
- Industrial house bearing and bearings (up to 20.000 working hours) and possibility to replace bearings.
- Same motor and inverter as industrial washers.
- Industrial and heavy-duty door lock.

### OPTIONS

Stainless Steel AISI-304 panels.

# Professional washer extractors



Professional washers | **Factor-G: 450** (LAP-08 y LAP-10)

CONTROL TYPE	HEATING	TYPE OF DRAIN	CAPACITY	
			8-9KG	10-11 KG
Touch Plus Control (TP2)	Electric, hot water	Drain valve and pump	LAP-08 TP2	LAP-10 TP2

Heating codes:

- E: electric
- HW: hot water

Drain code:

- V: drain valve
- P: drain pump

NOTE: all models are convertible to self-service mode, with coin or token system, or for a payment centre, etc.

# Profesional washers | High spin

**Factor G = 450 | 8 - 10 kg**



## General characteristics

- **FagorKconnect**- Standard IOT connectivity.
- Fully Programable 4,3" Touch Plus Control (TP2).
- High-spin floating washer extractors. Do not need to be anchored to the floor.
- Tank with 4 detergent compartments.
- 2 standard water inlets.
- Equipped with variable-frequency drive (standard 50-60 Hz). Balancing system controlled by the same drive.
- Model with drain valve (V) and model with drain pump (P).
- Includes leveller feet.
- CB and WRAS product certifications.



MODEL (#)	CODE (*)		CAPACITY KG		DRAIN TYPE	HEAT. TYPE	SPIN		POWER KW		VOLT (**)(V)	DIMENSIONS (MM)	€
	STANDARD	WITH OPTIONS	(1:9)	(1:10)			R.P.M.	G	HEAT.	TOTAL ELEC.			
LAP-08 TP2 E V	19053089	18001733	9	8	Valve	Electrical	1.250	450	6	6,25	T	680x698x1.040	4.915
LAP-08 TP2 E P	19053091	18001734	9	8	Pump	Electrical	1.250	450	6	6,25	T	680x698x1.040	4.785
LAP-08 TP2 HW V	19053094	18001735	9	8	Valve	Hot water	1.250	450	-	0,75	M	680x698x1.040	4.855
LAP-08 TP2 HW P	19053095	18001736	9	8	Pump	Hot water	1.250	450	-	0,75	M	680x698x1.040	4.730
LAP-10 TP2 E V	19052197	18001690	11	10	Valve	Electrical	1.250	450	6	6,25	T	680x742x1.040	5.100
LAP-10 TP2 E P	19053083	18001730	11	10	Pump	Electrical	1.250	450	6	6,25	T	680x742x1.040	4.980
LAP-10 TP2 HW V	19053085	18001731	11	10	Valve	Hot water	1.250	450	-	0,75	M	680x742x1.040	5.040
LAP-10 TP2 HW P	19053088	18001732	11	10	Pump	Hot water	1.250	450	-	0,75	M	680x742x1.040	4.915

## Options for professional washers LAP 8 - 10 kg

Versions and options available to include in configurable codes "18".

Factory assembly for machines ordered with their configurable code.

CODE	CODE WITH OPTIONS	ABBREVIATION	DESCRIPTION	€
19056122	18_0002	DD	Double drain LAP 08-10	290
19056123	-	-	Transformation Kit valve - pump	265
<b>New</b> 19076362	-	-	Transformation Kit pump-valve	200
-	13_0002	SG	Silicon gasket LAP 08-10	110
-	13_0001	RD	Reversible door: reverse door opening	0
-	13_0005	TR	Tropicalized model: protected board	125
19034838	13-0004	XD	6 extra dosing signals card for automatic liquid dosing. Total of 14 signals	415
-	18_0001	NC	Normally closed valve	45
-	15_0001	SSC	AISI 304 Stainless steel outer casing	295
-	13-0038	-	Order full LAP container + compact packaging	0

(\*) : STANDARD Code: Use this code for orders of machines which do not include any option or version different to standard. The retail price is the one shown in the table.

Code WITH OPTIONS: Use this code for orders of machines which include any option or options from the table OPTIONS FOR WASHERS. The retail price is calculated by adding the price increases for each option to the retail price of the standard code.

(#) : E : Electric heating system. Stainless steel armoured heating elements.  
HW : Hot Water inlet. Wash with hot water from the network.

(\*\*) : M : 230V I + N (SINGLE PHASE). Valid for 400 V III + N / 230 V III (Three-phase)  
T : 400V III + N / 230V III (THREE PHASE). Valid also for 230 V I+N (Single phase)



### Plinth kit options

CODE	DESCRIPTION	€
19044811	Plinth for better ergonomics LAP-SRP	350
19079613	Plinth for better ergonomics in stainless steel for LAP-SRP	410
19056125	Plinth for mops LAP 08-10	1.175
19079614	Plinth for mops in stainless steel for LAP 08-10	1.320
19056126	Plinth for water recovery LAP 08-10	1.790
19079615	Plinth for water recovery in stainless steel LAP 08-10	1.960



ERGONOMIC PLINTH

MOPS PLINTH

WATER RECOVERY PLINTH

### Voltage options

CODE WITH OPTIONS	ABBREVIATION	DESCRIPTION	€
20_0005	440V 3~ (No N) 50/60 Hz	Mar. voltage 440V III 50/60 no N	515
20_0004	110V 1N 50/60 HZ	Supl 110-120/I/50-60 Hz LAP 08-10	365

### Soapbox options

CODE WITH OPTIONS	ABBREVIATION	DESCRIPTION	€
13_0039	DS	Top soapbox for LAP-08-10	80

New

TOP SOAP DISH




### Dosing pump kits

CODE WITH OPTIONS	DESCRIPTION	€
19079305	DQ-2 Dosing pump kit- 2 pumps and support (ready for 4 pumps)	235
19096561	Extra dosing pump kit - DB-1	135

New

DOSING PUMP KITS



Check page 49

## Codes for different voltages and frequencies

### Professional washers

MOD.	230V I+N 50 HZ	230V I+N 60 HZ	230V III 50 HZ	230V III 60 HZ	400V III+N 50 HZ	400V III+N 60 HZ	440V III 60HZ
LAP-08 TP2 E V	STD	STD	STD	STD	STD	STD	OPT
LAP-08 TP2 E P	STD	STD	STD	STD	STD	STD	OPT
LAP-08 TP2 HW V	STD	STD	N/A	N/A	N/A	N/A	N/A
LAP-08 TP2 HW P	STD	STD	N/A	N/A	N/A	N/A	N/A
LAP-10 TP2 E V	STD	STD	STD	STD	STD	STD	OPT
LAP-10 TP2 E P	STD	STD	STD	STD	STD	STD	OPT
LAP-10 TP2 HW V	STD	STD	N/A	N/A	N/A	N/A	N/A
LAP-10 TP2 HW P	STD	STD	N/A	N/A	N/A	N/A	N/A

N/A: Not available  
 OPC: Optional  
 STD: Standard



Much more than  
professional  
laundry.



Access to the web



Commercial brochure



# Professional Dryers

Professional dryers .....	028
— Advance.....	029
— Concept .....	030
— Economic Line.....	031

Special models or any other variant on the standard model are to be assembled in factory, and carry a supplement over the price indicated for the standard model.

Please consult Fagor Professional for any other variant or option not reflected on this list.



## Versatility

---

### - OPL < > Coin

Standard model easily transformable.

### - Single < > Stacked

Models can be stacked on top of a washer or on another dryer.

- Control panel can be assembled in a lower side and lower panel on the top. for better ergonomics using a dryer stacked with a washer.

- Ideal for multiple solutions: hotels, hostels, campings, coin laundries, facility services (mops), gyms, etc.

- New gas heated models, both with programmer TP2 and M



## Outstanding features

---

- **FagorKonnnect** - free standard connectivity.

- User-friendly and totally programmable TP2 microprocessor with a 4,3" touch screen.

- M programmer with selection of time and temperature, user-friendly and versatile (OPL or coin laundry version).

- USB connection.

- Reduced drying times (less than 45 minutes).

- 6,75 kW heating, option 4,5 kW.

### OPTIONS

Plinth, humidity sensor, etc.



## Efficiency

---

- iDRY: humidity sensor (only with TP2).

- Optimized airflow.

- Wide fluff filter.

- Efficient design.



## Robustness

---

- Outer casing in grey skinplate. White painted panels in SRC-10 model.

- Robust aluminum door.

- Drawer with fluff filter.  
Not in the door but a specific drawer.

- Industrial fan and powerful airflow.

- Sturdy construction of the dryer structure and panels.

# Professional dryers



## Professional dryers | (SRP-08, SRP-10 and SCP-10)

CONTROL TYPE	HEATING	CAPACITY	
		8-9 KG	10-11 KG
<b>ADVANCE</b>			
Touch Plus Control (TP2)	Electric, gas	SRP-08 TP2	SRP-10 TP2
<b>CONCEPT</b>			
Easy Control (M)	Electric, gas	SRP-08 M	SRP-10 M
<b>ECONOMIC LINE</b>			
Easy Control (M)	Electric, gas		SPC-10 M Three-phase SPC-10 M Single-phase

# Professional dryers

8 - 10 kg



## General characteristics

- **FagorKconnect**- Standard IOT connectivity.
- Fully Programmable Touch Plus Control Processor (TP2) with 4,3" touchscreen.
- Professional dryers, 8 and 10 kg capacity.
- Robust construction, panels in grey skin plate.
- Industrial aluminium door with large diameter.
- Versatile machine configurable for self-service.
- Stackable on washer or dryer with the programmer at the bottom (between the two drums).
- Wide draw filter, not in the door.
- Electric heating with two possible configurations: 4.5 or 6.75 kW.
- Easy access to components to facilitate maintenance.
- Standard 400 V 3N voltage. Can be converted to: 230 V 1+N (Single-phase)
- Fire protection system.
- Standard gas models for propane gas (natural gas on request)



MODEL (#)	CODE (*)		CAPACITY KG.		DOOR Ø (MM)	HEAT. TYPE	POWER KW		VOLT (**) (V)	DIMENSIONS (MM)	€
	STANDARD	WITH OPTIONS	(1:18)	(1:20)			HEATING	TOTAL ELECTRIC			
SRP-08 TP2 E	19067973	18002318	8,9	8	480	Elec	4,5 / 6,75	4,92 / 7,17	T	680x722x1.056	3.330
SRP-08 TP2 G	19084990	18003893	8,9	8	480	Gas	6,7	0,42	M	680x722x1.056	3.455
SRP-10 TP2 E	19071954	18002320	11,1	10	480	Elec	4,5 / 6,75	4,92 / 7,17	T	680x775x1.056	3.515
SRP-10 TP2 G	19084992	18003895	11,1	10	480	Gas	6,7	0,42	M	680x775x1.056	3.640

\*\*\* Heating power can be reduced by removing 3 bridges in a dryer electric connections when installed, usefull to be connected in single-phase network 230V 1N 50Hz.

## Options for professional dryers SRP 8 - 10 kg

Versions and options available to include in configurable codes "18".

Factory assembly for machines ordered with their configurable code.

CODE	CODE WITH OPTIONS	ABBREVIATION	DESCRIPTION	€
19044811	only kit	-	Plinth for better ergonomics LAP-SRP	350
19079613	only kit	-	Plinth for better ergonomics in stainless steel for LAP-SR	410
-	31-0001	SSD	Drum stainless steel AISI 304	285
-	02-0025	SSC	Outer casing stainless steel	250
-	01-0001	RD	Reverse door opening	0
-	32-0001	CU	Control panel mounted below (stacked dryer)	0
-	13-0038	-	Order full LAP container + compact packaging	0
-	08-0125	440 3~ 60 Hz	Voltage 400V III / 230V I / III-60 Hz	350
-	08-0205	440/480 3~ 60Hz	Maritime voltage 440-480V III 60 no N	580
-	35-0001	-	Tropicalized model: protected board	125
19072542	05-0001	-	iDRY - standard humidity control.	660
 -	04-0007	-	Fire protection system SFEX Prof	190
 -	0412-0002	NG	NG (Natural Gas) option	0

(\*) : STANDARD Code: Use this code for orders of machines which do not include any option or version different to standard. The retail price is the one shown in the table.

Code WITH OPTIONS: Use this code for orders of machines which include any option or options from the table OPTIONS FOR DRYERS. The retail price is calculated by adding the price increases for each option to the retail price of the standard code.

# Professional dryers

8 - 10 kg



## General characteristics

- Easy Control Processor (M) with time and temperature control.
- Professional dryers, 8 and 10 kg capacity.
- Robust construction, panels in grey skin plate.
- Industrial aluminium door with large diameter.
- Versatile machine configurable for self-service.
- Stackable on washer or dryer with the programmer at the bottom (between the two drums).
- Wide draw filter, not in the door.
- Electric heating with two possible configurations: 4.5 or 6.75 kW.
- Easy access to components to facilitate maintenance.
- Standard 400 V 3N voltage. Can be converted to: 230 V 1+N (Single-phase)
- Standard gas models for propane gas (natural gas on request)

MODEL (#)	CODE (*)		CAPACITY KG.		DOOR Ø (MM)	HEAT. TYPE	POWER KW		VOLT (**) (V)	DIMENSIONS (MM)	€
	STANDARD	WITH OPTIONS	(1:18)	(1:20)			HEATING	TOTAL ELECTRIC			
SRP-08 M E	19058764	18002316	8,9	8	480	Elec	4,5 / 6,75	4,92 / 7,17	T	680x722x1.056	3.025
SRP-08 M G	19084989	18003892	8,9	8	480	Gas	6,7	0,42	M	680x722x1.056	3.145
SRP-10 M E	19069827	18002351	11,1	10	480	Elec	4,5 / 6,75	4,92 / 7,17	T	680x775x1.056	3.210
SRP-10 M G	19084991	18003894	11,1	10	480	Gas	6,7	0,42	M	680x775x1.056	3.330

\*\*\* Heating power can be reduced by removing 3 bridges in a dryer electric connections when installed, usefull to be connected in single-phase network 230V 1N 50Hz.

## Options for professional dryers SRP 8 - 10 kg

Versions and options available to include in configurable codes "18".

Factory assembly for machines ordered with their configurable code.

CODE	CODE WITH OPTIONS	ABBREVIATION	DESCRIPTION	€
19044811	only kit	-	Plinth for better ergonomics LAP-SRP	350
19079613	only kit	-	Plinth for better ergonomics in stainless steel for LAP-SR	410
-	31-0001	SSD	Drum stainless steel AISI 304	285
-	02-0025	SSC	Outer casing stainless steel	250
-	01-0001	RD	Reverse door opening	0
-	32-0001	CU	Control panel mounted below (stacked dryer)	0
-	13-0038	-	Order full LAP container + compact packaging	0
-	08-0125	400V 3~ 60 Hz	Voltage 400V III / 230V I / III-60 Hz	350
-	08-0205	440/480 3 ~ 60Hz	Maritime voltage 440-480V III 60 no N	580
-	0412-0002	NG	NG (Natural Gas) option	0

New

(\*) : STANDARD Code: Use this code for orders of machines which do not include any option or version different to standard. The retail price is the one shown in the table.

Code WITH OPTIONS: Use this code for orders of machines which include any option or options from the table OPTIONS FOR DRYERS. The retail price is calculated by adding the price increases for each option to the retail price of the standard code.

# Professional dryers

## 8 - 10 kg



### General characteristics

- Easy Control Processor (M) with time and temperature control.
- Professional dryers, 10 kg capacity.
- Blind squared door.
- Galvanized steel drum.
- Versatile machine configurable for self-service.
- Wide draw filter, not in the door.
- Easy access to components to facilitate maintenance.
- Standard gas models for propane gas (natural gas on request)

MODEL (#)	CODE (*)		CAPACITY KG.		HEATING TYPE	POWER KW		VOLT (**) (V)	DIMENSIONS (MM)	€
	STANDARD	WITH OPTIONS	(1:18)	(1:20)		HEATING	TOTAL ELEC.			
SCP-10 M E 3P	19073502	18003273	11,1	10	Elec	4,5	4,92	T	680x775x1.056	2.770
SCP-10 M E 1P	19076328	18003280	11,1	10	Elec	4,5	4,92	M	680x775x1.056	2.780
SCP-10 M G	19084993	18003896	11,1	10	Gas	6,7	0,42	M	680x775x1.056	2.930

(#): E: Electric heating system. Stainless steel armoured heating elements.  
G: Gas heating system. Ignition system. (Butane, Propane, Natural, etc.)

(\*\*): M: 230V I + N (SINGLE PHASE). Valid for 400 V III +N / 230 V III (Three-phase)  
T: 400V III + N / 230V III (THREE PHASE). Valid also for 230 V I+N (Single phase)

### Options for professional dryers SCP 8 - 10 kg

Versions and options available to include in configurable codes "18".

Factory assembly for machines ordered with their configurable code.

CODE	CODE WITH OPTIONS	ABBREVIATION	DESCRIPTION	€
-	08-0125	400V 3~ 60 Hz	Voltage 400V III / 230V I / III-60 Hz	350
-	08-0205	440/480 3 ~ 60Hz	Maritime voltage 440-480V III 60 no N	580
<b>New</b>	0412-0002	NG	NG (Natural Gas) option	0

(\*): STANDARD Code: Use this code for orders of machines which do not include any option or version different to standard. The retail price is the one shown in the table.

Code WITH OPTIONS: Use this code for orders of machines which include any option or options from the table OPTIONS FOR DRYERS.  
The retail price is calculated by adding the price increases for each option to the retail price of the standard code.

## Codes for different voltages and frequencies Professional dryers

MOD.	230V I+N 50 HZ	230V I+N 60 HZ	230V III 50 HZ	230V III 60 HZ	400V III+N 50 HZ	400V III+N 60 HZ	400V III 60 HZ
SRP-08 M E	STD	OPT	STD	OPT	STD	OPT	OPT
SRP-08 M G	STD	OPT	N/A	N/A	N/A	N/A	OPT
SRP-08 TP2 E	STD	OPT	STD	OPT	STD	OPT	OPT
SRP-08 TP2 G	STD	OPT	N/A	N/A	N/A	N/A	OPT
SRP-10 M E	STD	OPT	STD	OPT	STD	OPT	OPT
SRP-10 M G	STD	OPT	N/A	N/A	N/A	N/A	OPT
SRP-10 TP2 E	STD	OPT	STD	OPT	STD	OPT	OPT
SRP-10 TP2 G	STD	OPT	N/A	N/A	N/A	N/A	OPT
SCP-10 M E 3P	N/A	N/A	STD	OPT	STD	OPT	OPT
SCP-10 M E 1P	STD	OPT	N/A	N/A	N/A	N/A	OPT
SCP-10 M G	STD	OPT	N/A	N/A	N/A	N/A	OPT

N/A: Not available | OPT: Optional | STD: Standard









Washing



15:26 STANDARD PROGRAMS GUIDE

30°

78

TOUCH PLUS CONTROL

FAGOR

FAGOR

# Washing

Our objective is to put a complete and innovative range of washing machines within your reach, which guarantee the care of your linen, and energy and chemical product savings. Innovative because our washers are designed with the maximum quality, including the latest advances in intelligent control, connectivity and efficiency. Complete because we have different types of machine which fit any order in terms of efficiency and capacity, whatever type of business you have, its size and dimensions.



Excellent washing  
and care results.



Access to the web



Commercial brochure

# Front loading washers

<b>High Spin washers .....</b>	<b>041</b>
— Low and medium capacity.....	041
— High capacity.....	043
<b>Normal Spin washers.....</b>	<b>045</b>
— Low and medium capacity.....	045
— High capacity.....	047

Special models or any other variant on the standard model are to be assembled in factory, and carry a supplement over the price indicated for the standard model.

Please consult Fagor Professional for any other variant or option not reflected on this list.

## TP2

---

- TP2, user friendly and totally programmable microprocessor with a 7" touch screen and 20 preset programs.
- USB Connection. PC software free of charge for programming, telemetry, data analysis...
- **FagorKonnnect** - connectivity standard
  - Telemetry standard
- Wet cleaning ready
- Videos on display: ads, instructions (useful for coin laundry)
- 37 languages
- 8 dosing signals as standard + optional 6 extra dosing signals

## Versatility

---

- Make to order: customisation  
New possibility to customise the machines from factory with the available options.
- **OPL < > Coin / Token**  
Standard models easily transformable with coin/token kits.
- **Electric < > Hot water**  
Standard electric models easily transformable to hot water models.
- **Drain valve < > Pump**  
Standard models easily transformable Easy access and service.
- Wet cleaning  
All washers have all features to use wet cleaning programs.
- Water RE-CYCLE (recirculation of bath water).

## Factor G

---

- High G-FACTOR for all range of washers comparing with competitors  
G-FACTOR 500-450 for High spin washers.  
G-FACTOR 200 for Low spin washers
- High G-Factor reduces residual moisture and drying time.

## Connectivity

---

- **FagorKonnnect** - connectivity standard Machine monitoring, machine error warning, management for telemetry and statistics. Remote desk and data recovery for technicians and maintenance, software update, etc.
- Management for laundries: OPL and COIN Our DOMUS IoT solution allows you to manage your laundry business (i.e. create discount programs for customers, get statistics, telemetry, and laundry monitoring).
- Remote payment: App for payments, cashless payment by scanning a QR code, promotions, and machine booking.

## Efficiency

---

- Water saving  
Possibility of configuring three levels of savings.
- Optimal loading: manual indication of weight.
- Intelligent Consumption: automatic adjustment of water and soap consumptions (standard)
- Prepared to be connected to water recovery tanks.
- Low water consumption.  
Standard washing program consumes less than 8,2 liters of water per kg and cycle.
- High G-FACTOR 500-450 for High spin machines.
- Reduced residual moisture > reduced drying time.

## Ergonomics

---

- Biggest door diameters in the market Helpful, mainly for big capacity washers, for loading and unloading operations.
- Easy opening/closing system for door lock.
- Plinths for 11, 14, 18, 22, 28, 35 and 45 kg models.
- To align loading height (door base at 850 mm).

## Mantenimiento

---

- Hinged panel Easy and ergonomic access to control panel parts .
- Equivalent parts.  
Most key parts are the same for all models' parts are same for all models (contactors, electronic devices, gear...)
- Easy access to parts for reparability
- Technical menu: telemetry, error diagnosis, machine monitoring, software update...



# A solution for every customer

Fagor Professional adapts to each user's needs, offering a wide range of options.

## High Spin | G Factor 500 (LA-22/28/35/45 G Factor 450)

Low and medium capacity

TYPE OF CONTROL	HEATING	CAPACITY						
		10-11 kg	13-14 kg	18-20 kg	22-25 kg	28-31 kg	35-39 kg	45-50 kg
Touch Plus Control (TP2)	Electric, hot water and steam	LA-11 TP2	LA-14 TP2	LA-18 TP2	LA-22 TP2	LA-28 TP2	LA-35C TP2	LA-45C TP2
Touch Plus Control (TP2) Coin	Electric and hot water	LA-11 TP2	LA-14 TP2	LA-18 TP2	LA-22 TP2	LA-28 TP2	LA-35C TP2	LA-45C TP2

## High Spin | G Factor 450 (LA-100C/120C G Factor 350)

High capacity

TYPE OF CONTROL	HEATING	CAPACITY			
		59-65 kg	77-85 kg	95-105 kg	115-130 kg
Touch Plus Control (TP2)	Electric, hot water and steam	LA-60C TP2	LA-80C TP2	LA-100C TP2	LA-120C TP2

\*There is no electric heating in models LA-100C and LA-120C

## Normal Spin | G Factor 200 (LN-60C/80C G Factor 150)

Low capacity

TYPE OF CONTROL	HEATING	CAPACITY				
		10-11 kg	13-14 kg	18-20 kg	22-24 kg	28-31 kg
Touch Plus Control (TP2)	Electric, hot water and steam	LN-11 TP2	LN-14 TP2	LN-18 TP2	LN-22 TP2	LN-28 TP2
Touch Plus Control (TP2) Coin	Electric and hot water	LN-11 TP2	LN-14 TP2	LN-18 TP2	LN-22 TP2	LN-28 TP2

Medium and high capacity

TYPE OF CONTROL	HEATING	CAPACITY			
		35-39 kg	42-47 kg	60-66 kg	80-88 kg
Touch Plus Control (TP2)	Electric, hot water and steam	LN-35C TP2	LN- 45C TP2	LN-60C TP2	LN-80C TP2
Touch Plus Control (TP2) Coin	Electric and hot water	LN-35C TP2	LN- 45C TP2	LN-60C TP2	LN-80C TP2

# High spin | Low and medium capacity

G Force = 500 - 450 | 11 - 14 - 18 - 22 - 28 - 35 - 45 kg



LA-18-TP2

## General characteristics

- **FagorConnect** - Standard IOT connectivity.
- Drum and jacket in AISI-304 stainless steel.
- Unit exterior manufactured in skin plate, colour grey, stainless steel appearance.
- Tank with 4 detergent compartments.
- 8 automatic liquid dosing signals, with programmable time and delay. 6 extra signals available optionally.
- 3 standard water inlets.
- Variable-frequency drive (standard 50-60 Hz). Balancing system controlled by the same drive.
- TOUCH PLUS programmer with 7" touch screen, 37 available languages and which lets you create an indefinite number of programs (20 pre-set).
- Telemetry as standard: the whole wash process (temperatures, water levels) is stored on the washer and is extractable to a PC by USB memory or remotely with **FagorConnect**.
- Allows programming, importing and exporting of programs and software updates via USB and/or **FagorConnect**.
- Wet Cleaning characteristics included in the scheduler (modifiable water levels and washing speed).
- Intelligent weighing system or manual load indication system to optimise water and detergent consumption at lower loads.
- "LOADING AID" system, water inlet and spin control to load the linen.
- Washers compatible with water recovery tanks.
- CB and WRAS product certifications.

MODEL (#)	CODE (*)		CAPACITY KG		DOOR Ø (MM)	SPIN		HEATING TYPE	POWER KW		VOLT (**)	DIMENSIONS MM	€
	STANDARD	WITH OPTIONS	(1:9)	(1:10)		R.P.M.	G		HEATING	TOTALELEC.			
LA-11 TP2 E	19058423	18001864	11	10	373	1.300	500	E	6	6,25	T	692x830x1.185	7.545
LA-11 TP2 HW	19061870	18001980	11	10	373	1.300	500	HW	-	0,75	M	692x830x1.185	7.480
LA-11 TP2 S	19061871	18001981	11	10	373	1.300	500	S	-	0,75	M	692x830x1.185	8.260
LA-14 TP2 E	19058420	18001863	14	13	373	1.204	500	E	9	9,4	T	788x869x1.307	10.495
LA-14 TP2 HW	19061872	18001978	14	13	373	1.204	500	HW	-	1,1	M	788x869x1.307	10.420
LA-14 TP2 S	19061873	18001979	14	13	373	1.204	500	S	-	1,1	M	788x869x1.307	11.220
LA-18 TP2 E	19058399	18001856	20	18	460	1.133	500	E	12	12,75	T	884x913x1.405	12.945
LA-18 TP2 HW	19058409	18001860	20	18	460	1.133	500	HW	-	2,2	M	884x913x1.405	12.850
LA-18 TP2 S	19058411	18001861	20	18	460	1.133	500	S	-	2,2	M	884x913x1.405	13.700
LA-22 TP2 E	19098594	18006801	25	22	460	1.071	450	E	12	12,75	T	884x1.003x1.405	13.770
LA-22 TP2 HW	19098596	18006802	25	22	460	1.071	450	HW	-	2,2	M	884x1.003x1.405	13.675
LA-22 TP2 S	19099356	18006814	25	22	460	1.071	450	S	-	2,2	M	884x1.003x1.405	14.525
LA-28 TP2 E	19099357	18006805	31	28	460	1.024	450	E	18	19,2	X	979x1.080x1.550	17.040
LA-28 TP2 HW	19099359	18006806	31	28	460	1.024	450	HW	-	4	M	979x1.080x1.550	16.920
LA-28 TP2 S	19099370	18006815	31	28	460	1.024	450	S	-	4	M	979x1.080x1.550	17.710
LA-35C TP2 E	19084574	18003482	39	35	560	966	450	E	21	22	X	1.095x1.184x1.730	21.960
LA-35C TP2 HW	19084575	18003483	39	35	560	966	450	HW	-	6	X	1.095x1.184x1.730	21.835
LA-35C TP2 S	19084576	18003484	39	35	560	966	450	S	-	6	X	1.095x1.184x1.730	22.580
LA-45C TP2 E	19084578	18003485	47	42	560	966	450	E	21	22	X	1.095x1.304x1.730	26.140
LA-45C TP2 HW	19084580	18003486	47	42	560	966	450	HW	-	6	X	1.095x1.304x1.730	26.015
LA-45C TP2 S	19084581	18003487	47	42	560	966	450	S	-	6	X	1.095x1.304x1.730	26.775

(\*) : STANDARD Code: Use this code for orders of machines which do not include any option or version different to standard. The retail price is the one shown in the table.

Code WITH OPTIONS: Use this code for orders of machines which include any option or options from the table OPTIONS FOR WASHERS. The retail price is calculated by adding the price increases for each option to the retail price of the standard code.

(#) : E : Electric heating system. Stainless steel armoured heating elements.  
 HW : Hot Water inlet. Wash with hot water from the network.  
 S : Function with steam produced by external generators, pressures of 4 kg/cm<sup>2</sup>.

(\*\*) : M : 230V I + N (SINGLE PHASE) Valid for 400 V III + N / 230 V III (Three-phase)  
 T : 400V III + N / 230V III (THREE PHASE) Valid also for 230 V I+N (Single phase)  
 V : 400V III + N (Valid also for 230 V III)  
 X : 400V III +N. Upon request 230 V III.

## Options for washer extractors LA 11 - 14 - 18 - 22 - 28 - 35 - 45 kg

Versions and options available to include in configurable codes "18".

Factory assembly for machines ordered with their configurable code.

CODE	CODE WITH OPTIONS	ABBREVIATION	DESCRIPTION	€
19038354	only kit	-	External double drain 3" (recommended for LA-11)	670
19030318	18-0014	DD	Double drain kit for LA-14/18/22	450
19030388	18-0030	DD	Double drain kit for LA-28	505
19036861	18-0038 / 18-0046	DD	Double drain kit for LA-35C/45C	515
19057411	18-0007	P	Drain pump kit for LA-11/14	290
-	18-0005	NC	Normally closed valve LA	80
19067223	13-0013	RC	Water re-cycle: recirculation of bath water (LA-11). Wet Cleaning	595
19067223	13-0015	RC	Water re-cycle: recirculation of bath water (LA-14). Wet Cleaning	595
19067223	13-0017	RC	Water re-cycle: recirculation of bath water (LA-18). Wet Cleaning	595
19067223	13-0017	RC	Water re-cycle: recirculation of bath water (LA-22). Wet Cleaning	595
19067223	13-0019	RC	Water re-cycle: recirculation of bath water (LA-28). Wet Cleaning	595
19067224	13-0021	RC	Water re-cycle: recirculation of bath water (LA-35C). Wet Cleaning	615
-	13-0023	RC	Water re-cycle: recirculation of bath water (LA-45C). Wet Cleaning	615
12164674	13-0002	SG	Silicone gasket LA-11/14	110
12216871	13-0032	SG	Silicone gasket LA-18/22/28	190
19004482	13-0008	LG	Feet for LA-11 to LA-45C	145
19035704	13-0007	WS	Weighing sensor system on feet kit for LA-11 to LA-45C	2.480
19034838	13-0035	XD	6 extra dosing signals card for LA-11 to LA-45C	415
-	13-0001	RD	Reversible door: reverse door opening	0
-	13-0005	TR	Tropicalized model: protected board	125
19079305	only kit	-	DQ-2 Dosing pump kit- 2 pumps and support (ready for 4 pumps)	235
19096561	only kit	-	Extra dosing pump kit - DB-1	135
<b>New</b> 19108053	13-0044	RT	Ready for 3/4" tanks 11-28	700
<b>New</b> 19105572	13-0045	RT	Ready for XL 1" tanks 35-45	3.950

NOTE: The water recirculation kit is not compatible with KARE RECOVERY SYSTEM.

### Steam kit options

CODE	DESCRIPTION	€
19004570	Kit to transform an E or HW LA-11/14/18/22 to steam	860
19004571	Kit to transform an E or HW LA-28 to steam	995
19035743	Kit to transform an E or HW LA-35C/45C to steam	1.120

### Plinth kit options

CODE	DESCRIPTION	€
19082395/19079363	Plinth MOPS with drawer LA-11 Inox/Skinplate	1.540/1.480
19083232 /19083229	Plinth MOPS with drawer LA-14 Inox/Skinplate	1.645/1.540
19083228/19079471	Plinth MOPS with drawer LA-18/22 Inox/Skinplate	1.585/1.585
19056154/19060839	St. Steel LA-11 Inox/Skinplate to level all machines from top	700/615
19005336/19060836	St. Steel LA-14 Inox/Skinplate to level all machines from top	550/460
19005061/19060837	St. Steel LA-18/22 Inox/Skinplate to level all machines from top	550/460
19004974/19060838	St. Steel LA-28 Inox/Skinplate to level all machines from top	550/460
19035700/19060842	St. Steel LA-11 Inox/Skinplate to align doorbase at 850 mm	625/555
19035701/19060843	St. Steel LA-14 Inox/Skinplate to align doorbase at 850 mm	575/495
19035702/19060844	St. Steel LA-18/22 Inox/Skinplate to align doorbase at 850 mm	575/495
19035703/19060845	St. Steel LA-28 Inox/Skinplate to align doorbase at 850 mm	575/495
19034836/19060846	St. Steel LA-35C Inox/Skinplate to align doorbase at 850 mm	750/680
19082007/19082004	St. Steel LA-45C Inox/Skinplate to align doorbase at 850 mm	800/730

### Outer casing options

CODE WITH OPTIONS	ABBREV.	DESCRIPTION	€
15-0005	SSC	Stainless steel outer casing AISI-304 for LA-11	275
15-0009	SSC	Stainless steel outer casing AISI-304 for LA-14	305
15-0013	SSC	Stainless steel outer casing AISI-304 for LA-18	330
15-0034	SSC	Stainless steel outer casing AISI-304 for LA-22	345
15-0038	SSC	Stainless steel outer casing AISI-304 for LA-28	360
15-0021	SSC	Stainless steel outer casing AISI-304 LA-35C	405
15-0028	SSC	Stainless steel outer casing AISI-304 LA-45C	550
15-0006	SSF	St. steel front & top panels AISI-304 LA-11	160
15-0010	SSF	St. steel front & top panels AISI-304 LA-14	190
15-0014	SSF	St. steel front & top panels AISI-304 LA-18	210
15-0035	SSF	St. steel front & top panels AISI-304 LA-22	220
15-0039	SSF	St. steel front & top panels AISI-304 LA-28	225
15-0022	SSF	St. steel front & top panels AISI-304 LA-35C/45C	245

### Voltage options

CODE WITH OPTIONS	ABBREVIATION	DESCRIPTION	€
20-0005	440V III 50/60Hz	Marine 440V III 50/60 for LA-11	515
20-0009	440V III 50/60Hz	Marine 440V III 50/60 for LA-14	515
20-0013	440V III 50/60Hz	Marine 440V III 50/60 for LA-18	545
20-0013	440V III 50/60Hz	Marine 440V III 50/60 for LA-22	545
20-0045	440V III 50/60Hz	Marine 440V III 50/60 for LA-28	545
20-0021	440V III 50/60Hz	Marine 440V III 50/60 for LA-35C	395
20-0041	440V III 50/60Hz	Marine 440V III 50/60 for LA-45C	395
20-0043	230V III 50/60Hz	Marine 230 III 50/60 for LA 28	325
20-0019	230 III 50/60Hz	230V III 50/60 for LA-35C	325
20-0040	230V III~50/60Hz	230V III 50/60 for LA-45C	325

# High spin | High capacity

G Factor = 450 - 350 | 60 - 80 - 100 - 120 Kg



LA-60C TP2

## General characteristics

- **FagorKonnnect** - Standard IOT connectivity.
- Drum and jacket in AISI-304 stainless steel.
- Unit exterior manufactured in skin plate, grey colour.
- Detergent dispenser with 5 compartments
- 8 signals for automatic liquid dosing, programmable in time and delay. 6 extra signals available optionally.
- 3 standard water inlets.
- Variable-frequency drive (standard 50-60 Hz). Balancing system controlled by the same drive.
- TOUCH PLUS programmer with 7" touch screen, 37 available languages and which lets you create an indefinite number of programs (20 pre-set).
- Allows programming, importing and exporting of programs and software updates via USB and/or **FagorKonnnect**.
- Telemetry as standard: the whole wash process (temperatures, water levels) is stored on the washer and is extractable to a PC by USB memory or remotely with **FagorKonnnect**.
- Wet Cleaning characteristics included in the scheduler (modifiable water levels and washing speed).
- Intelligent weighing system or manual load indication system to optimise water and detergent consumption at lower loads.
- "LOADING AID" system, water inlet and spin control to load the linen.
- Washers compatible with water recovery tanks.
- CB and WRAS product certifications.
- Water pipes not included.
- Need of pneumatic connection (compressed air) for LA-100C/LA-120C models.

MODEL (#)	CODE (*)		CAPACITY KG		DOOR Ø (MM)	SPIN		HEATING TYPE	POWER KW		VOLT (**)	DIMENSIONS MM	€
	STANDARD	WITH OPTIONS	(1:9)	(1:10)		R.P.M.	G		HEATING	TOTALELEC.			
LA-60C TP2 E	19101195	18006985	65	59	560	875	450	E	36	39	X	1.420x1.433x1.890	43.275
LA-60C TP2 HW	19101197	18007030	65	59	560	875	450	HW	-	15	X	1.420x1.433x1.890	43.065
LA-60C TP2 S	19101196	18007029	65	59	560	875	450	S	-	15	X	1.420x1.433x1.890	43.760
LA-80C TP2 E	19101192	18006970	85	77	560	875	450	E	48/36	51/39	X	1.420x1.645x1.890	47.600
LA-80C TP2 HW	19101194	18007028	85	77	560	875	450	HW	-	15	X	1.420x1.645x1.890	47.370
LA-80C TP2 S	19101193	18007027	85	77	560	875	450	S	-	15	X	1.420x1.645x1.890	48.135
LA-100C TP2 HW	19085395	18004007	105	95	700	678	350	HW	-	15	X	1.836x1.710x2.245	66.125
LA-100C TP2 S	19085396	18004008	105	95	700	678	350	S	-	15	X	1.836x1.710x2.245	67.110
LA-120C TP2 HW	19085393	18004005	130	115	700	678	350	HW	-	15	X	1.836x1.832x2.245	73.275
LA-120C TP2 S	19085394	18004006	130	115	700	678	350	S	-	15	X	1.836x1.832x2.245	74.530

(\*) : STANDARD Code: Use this code for orders of machines which do not include any option or version different to standard. The retail price is the one shown in the table.

Code WITH OPTIONS: Use this code for orders of machines which include any option or options from the table OPTIONS FOR WASHERS. The retail price is calculated by adding the price increases for each option to the retail price of the standard code.

(#) : E : Electric heating system. Stainless steel armoured heating elements.  
 HW : Hot Water inlet. Wash with hot water from the network.  
 S : Function with steam produced by external generators, pressures of 4 kg/cm<sup>2</sup>.

(\*\*): X : 400V III +N. Upon request 230 V III.

## Options for washer extractors LA 60 - 80 - 100 - 120 kg

Versions and options available to include in configurable codes "18".

Factory assembly for machines ordered with their configurable code.

CODE	CODE WITH OPTIONS	ABBREVIATION	DESCRIPTION	€
19101817	18-0046	DD	Double drain kit for LA-60C/80C	730
19004748	18-0058	DD	Double drain kit for LA-100C/120C	1.205
-	18-0005	NC	Normally closed valve	80
19011484	only kit		1" water inlet hose for 60C and 80C models	320
19040889	13-0037	WS	Weighing system 60, 80, 100 and 120 kg	3.020
19034838	13-0036	XD	6 extra dosing signals card for LA-60C/80C/100C/120C	415
-	13-0001	RD	Reversible door: reverse door opening	0
19004575	13-0031	DH	Electric-Steam double heating kit for LA-60C/80C/100C/120C	1.870
19079305	only kit	-	DQ-2 Dosing pump kit- 2 pumps and support (ready for 4 pumps)	235
19096561	only kit	-	Extra dosing pump kit - DB-1	135
<b>New</b> 19102771	13-0046	RT	Ready for XL 1" tanks 60-80	3.950
<b>New</b> 19104349	13-0047	RT	Ready for XL 1" tanks 100-120	4.000

### Steam kit options

CODE WITH OPTIONS	DESCRIPTION	€
19101819	Kit to transform an E or HW LA-60C/80C to steam	1.120
19101820	Steam kit LA-100C/120C	1.120



LA-60 TP2 + TILTING OPTION

### Outer casing options

CODE WITH OPTIONS	ABBREV.	DESCRIPTION	€
15-0042	SSC	Stainless steel outer casing AISI-304 LA-60C	1.205
15-0043	SSC	Stainless steel outer casing AISI-304 LA-80C	1.320
15-0030	SSC	Stainless steel outer casing AISI-304 LA-100C	1.600
15-0031	SSC	Stainless steel outer casing AISI-304 LA-120C	1.670

### Voltage options

CODE WITH OPTIONS	ABBREV.	DESCRIPTION	€
20-0028	440V III 50/60Hz	Supl 440V III 50/60 LA-60C	475
20-0048	440V III 50/60Hz	Supl 440V III 50/60 LA-80C	475
20-0031	440V III 50/60Hz	Supl 440V III 50/60 LA-100C /120C	475
20-0026	230 III 50/60Hz	Supl 230 III 50/60 LA-60C	650
20-0047	230 III 50/60Hz	Supl 230 III 50/60 LA-80C	2.575
20-0030	230V III 50/60Hz	Supl 230 III 50/60 LA-100C/120C	1.390

### Tilting options

CODE	CODE WITH OPTIONS	ABBREV.	DESCRIPTION	€
-	16-0002	TL2	Double tilt for LA-60C/80C	6.510
-	16-0001	TL1	Front tilt for LA-60C/80C	4.930
-	16-0004	TL2	Double tilt for LA-100C/120C	7.390
-	16-0003	TL1	Front tilt for LA-100C/120C	5.645

# Normal spin | Low and medium capacity

Hard-Mounted Machines | **G Force = 200** | 11 - 14 - 18 - 22 - 28 - 35 - 45 kg



LN-35C TP2

## General characteristics

- **FagorKconnect** - Standard IOT connectivity.
- Drum and jacket in AISI-304 stainless steel.
- Unit exterior manufactured in skin plate, colour grey, stainless steel appearance.
- Detergent dispenser with 4 compartments
- 8 signals for automatic liquid dosing, programmable in time and delay. 6 extra signals available optionally.
- 3 standard water inlets.
- Variable-frequency drive (standard 50-60 Hz). Balancing system controlled by the same drive.
- TOUCH PLUS programmer with 7" touch screen, 37 available languages and which lets you create an indefinite number of programs (20 pre-set).
- Allows programming, importing and exporting of programs and software updates via USB and/or **FagorKconnect**.
- Telemetry as standard: the whole wash process (temperatures, water levels) is stored on the washer and is extractable to a PC by USB memory or remotely with **FagorKconnect**.
- Wet Cleaning characteristics included in the programmer (modifiable water levels and washing speed).
- Intelligent weighing system or manual load indication system to optimise water and detergent consumption at lower loads.
- "LOADING AID" system, water inlet and spin control to load the linen.
- Washers compatible with water recovery tanks.
- CB and WRAS product certifications.

### ANCHORAGE TO THE FLOOR

- These machines need to be anchored to the floor.
- FAGOR offers anchoring bases specific to each model, which must be ordered separately (see table of optional kits).
- The price of the machine does not include the anchoring base.

MODEL (#)	CODE (*)		CAPACITY KG		DOOR Ø (MM)	SPIN		HEATING TYPE	POWER KW		VOLT (**)	DIMENSIONS MM	€
	STANDARD	WITH OPTIONS	(1:9)	(1:10)		R.P.M.	G		HEATING	TOTALELEC.			
LN-11 TP2 E	19058460	18001875	11	10	373	759	200	E	6	6,25	T	719x755x1.165	5.775
LN-11 TP2 HW	19061848	18002000	11	10	373	759	200	HW	-	1,1	M	719x755x1.165	5.725
LN-11 TP2 S	19061849	18002001	11	10	373	759	200	S	-	1,1	M	719x755x1.165	6.500
LN-14 TP2 E	19058459	18001874	14	13	373	759	200	E	9	9,5	T	719x856x1.165	6.740
LN-14 TP2 HW	19061850	18001998	14	13	373	759	200	HW	-	1,1	M	719x856x1.165	6.670
LN-14 TP2 S	19061851	18001999	14	13	373	759	200	S	-	1,1	M	719x856x1.165	7.535
LN-18 TP2 E	19058458	18001873	20	18	460	714	200	E	12	12,75	T	788x935x1.307	8.045
LN-18 TP2 HW	19061852	18001996	20	18	460	714	200	HW	-	2,2	M	788x935x1.307	7.950
LN-18 TP2 S	19061853	18001997	20	18	460	714	200	S	-	2,2	M	788x935x1.307	8.850
LN-22 TP2 E	19099372	18006808	25	22	460	714	200	E	12	12,75	T	788x1.035x1.307	8.765
LN-22 TP2 HW	19099373	18006809	25	22	460	714	200	HW	-	2,2	M	788x1.035x1.307	8.675
LN-22 TP2 S	19099374	18006816	25	22	460	714	200	S	-	2,2	M	788x1.035x1.307	9.570
LN-28 TP2 E	19099302	18006812	31	28	460	682	200	E	18	19,2	X	884x1.075x1.340	9.875
LN-28 TP2 HW	19099307	18006813	31	28	460	682	200	HW	-	4	M	884x1.075x1.340	9.750
LN-28 TP2 S	19099371	18006817	31	28	460	682	200	S	-	4	M	884x1.075x1.340	10.665
LN-35C TP2 E	19084582	18003488	39	35	560	644	200	E	21	22	X	979x1.155x1.411	13.765
LN-35C TP2 HW	19084588	18003489	39	35	560	644	200	HW	-	4	M	979x1.155x1.411	13.620
LN-35C TP2 S	19084591	18003490	39	35	560	644	200	S	-	4	M	979x1.155x1.411	14.645
LN-45C TP2 E	19084592	18003491	47	42	560	644	200	E	21	22	X	979x1.325x1.411	16.760
LN-45C TP2 HW	19084593	18003492	47	42	560	644	200	HW	-	6	M	979x1.325x1.411	16.635
LN-45C TP2 S	19084594	18003493	47	42	560	644	200	S	-	6	M	979x1.325x1.411	17.625

(\*) : STANDARD Code: Use this code for orders of machines which do not include any option or version different to standard. The retail price is the one shown in the table.

Code WITH OPTIONS: Use this code for orders of machines which include any option or options from the table OPTIONS FOR WASHERS. The retail price is calculated by adding the price increases for each option to the retail price of the standard code.

(#): E : Electric heating system. Stainless steel armoured heating elements.  
 HW : Hot Water inlet. Wash with hot water from the network.  
 S : Function with steam produced by external generators, pressures of 4 kg/cm<sup>2</sup>.

(\*\*): M : 230V I + N (SINGLE PHASE) Valid for 400 V III +N / 230 V III (Three-phase)  
 T : 400V III + N /230V III (THREE PHASE) Valid also for 230 V I+N (Single phase)  
 V : 400V III + N (Valid also for 230 V III)  
 X : 400V III +N . Upon request 230 V III.

## Options for washer extractors LN 11 - 14 - 22 - 28 - 35 - 45 kg

Versions and options available to include in configurable codes "18".

Factory assembly for machines ordered with their configurable code.

CODE	CODE WITH OPTIONS	ABBREVIATION	DESCRIPTION	€
19038354	only kit	-	External double drain 3" (recom. for LN-11/14)	670
19040866	18-0026	-	Double drain kit for LN-18/22/28/35C/45C	595
-	18-0009	NC	Normally closed valve	80
-	13-0014	RC	Water re-cycle: recirculation of bath water for LN-11. Wet Cleaning	595
-	13-0016	RC	Water re-cycle: recirculation of bath water for LN-14. Wet Cleaning	595
-	13-0018	RC	Water re-cycle: recirculation of bath water for LN-18. Wet Cleaning	595
-	13-0018	RC	Water re-cycle: recirculation of bath water for LN-22. Wet Cleaning	595
-	13-0020	RC	Water re-cycle: recirculation of bath water for LN-28. Wet Cleaning	595
-	13-0022	RC	Water re-cycle: recirculation of bath water for LN 35/45. Wet Cleaning	615
12164674	13-0002	SG	Silicone gasket LN-11/14	110
12216871	13-0032	SG	Silicone gasket LN-18/22/28	190
19034838	13-0035	XD	6 extra dosing signals card for LN-11-45	415
-	13-0001	RD	Reversible door: reverse door opening	0
-	13-0005	TR	Tropicalized model: protected board	125
19079305	only kit	-	DQ-2 Dosing pump kit- 2 pumps and support (ready for 4 pumps)	235
19096561	only kit	-	Extra dosing pump kit - DB-1	135
19097916	-	-	Autotransformer kit 110/230V 1,2KV -Only Models, Hot water or steam LN-11-14-18	360
<b>New</b> 19108053	13-0044	RT	Ready for 3/4" tanks 11-28	700
<b>New</b> 19105572	13-0045	RT	Ready for XL 1" tanks 35-45	3.950

NOTE: The water recirculation kit is not compatible with KARE RECOVERY SYSTEM.

### Steam options

CODE	DESCRIPTION	€
19004570	Kit to transform an E or HW for LN-11/14/18/22 to steam	860
19004571	Kit to transform an E or HW LN-28 to steam	995
19035743	Kit to transform an E or HW LN-35C/45C to steam	1.120

### Anchor base kit options

CODE	DESCRIPTION	€
19101791	Anchoring base for LN-11	75
19101793	Anchoring base for LN-14	80
19101795	Anchoring base for LN-18	85
19101796	Anchoring base for LN-22	85
19101797	Anchoring base for LN-28	95
19013634	Anchoring base for LN-35C	95
19085763	Anchoring base for LN-45C	105

### Washer "SLUICE" options

CODE WITH OPTIONS	ABBREV.	DESCRIPTION	€
13-0009	SL	SLUICE - Drum with Ø 8 mm holes for LN-11	580
13-0027	SL	SLUICE - Drum with Ø 8 mm holes for LN-14	585
13-0028	SL	SLUICE - Drum with Ø 8 mm holes for LN-18	605
13-0041	SL	SLUICE - Drum with Ø 8 mm holes for LN-22	620
13-0042	SL	SLUICE - Drum with Ø 8 mm holes for LN-28	630
13-0030	SL	SLUICE - Drum with Ø 8 mm holes for LN-35C	640
13-0040	SL	SLUICE - Drum with Ø 8 mm holes for LN-45C	650

### Outer casing options

CODE WITH OPTIONS	ABBREV.	DESCRIPTION	€
15-0003	SSC	Stainless steel outer casing AISI-304 LN-11	275
15-0007	SSC	Stainless steel outer casing AISI-304 LN-14	305
15-0011	SSC	Stainless steel outer casing AISI-304 LN-18	330
15-0032	SSC	Stainless steel outer casing AISI-304 LN-22	340
15-0036	SSC	Stainless steel outer casing AISI-304 LN-28	360
15-0019	SSC	St. Steel outer casing AISI-304 LN-35C	405
15-0027	SSC	St. Steel outer casing AISI-304 LN-45C	470
15-0004	SSF	St. steel front & top panels AISI-304 LN-11	160
15-0008	SSF	St. steel front & top panels AISI-304 LN-14	190
15-0012	SSF	St. steel front & top panels AISI-304 LN-18	210
15-0033	SSF	St. steel front & top panels AISI-304 LN-22	210
15-0037	SSF	St. steel front & top panels AISI-304 LN-28	225
15-0020	SSF	St. steel front & top panels AISI-304 LN-35C/ LN-45C	280

### Voltage options

CODE WITH OPTIONS	ABBREVIATION	DESCRIPTION	€
20-0005	440V 3~ (No N) 50/60 Hz	440V 3~ (No N) 50/60 Hz 11 kg	515
20-0009	440V 3~ (No N) 50/60 Hz	440V 3~ (No N) 50/60 Hz 14 kg	515
20-0013	440V 3~ (No N) 50/60 Hz	440V 3~ (No N) 50/60 Hz 18 kg	545
20-0013	440V 3~ (No N) 50/60 Hz	440V 3~ (No N) 50/60 Hz 22 kg	545
20-0045	440V 3~ (No N) 50/60 Hz	440V 3~ (No N) 50/60 Hz 28 kg	545
20-0035	440V 3~ (No N) 50/60 Hz	440V 3~ (No N) 50/60 Hz 35 kg	395
20-0038	440V 3~ (No N) 50/60 Hz	440V 3~ (No N) 50/60 Hz 45 kg	395
20-0043	230V 3 50/60Hz	230V 3~ 50/60 28 kg	505
20-0033	230V 3 50/60Hz	230V 3~ 50/60 35 kg	505
20-0037	230V 3~ 50/60Hz	230V 3~ 50/60Hz 45 kg	505

# Normal spin | High capacity

Hard-Mounted Machines | **G Force = 150** | 60 - 80 kg



LN-60C TP2

## General characteristics

- Drum and jacket in AISI-304 stainless steel.
- Unit exterior manufactured in skin plate, colour grey, stainless steel appearance.
- Detergent dispenser with 4 compartments
- 8 signals for automatic liquid dosing, programmable in time and delay. 6 extra signals available optionally.
- 3 standard water inlets.
- Variable-frequency drive (standard 50-60 Hz). Balancing system controlled by the same drive.
- TOUCH PLUS programmer with 7" touch screen, 37 available languages and which lets you create an indefinite number of programs (20 pre-set).
- Allows programming, importing and exporting of programs and software updates via USB.
- Telemetry as standard: the whole wash process (temperatures, water levels) is stored on the washer and is extractable to a PC by USB memory or remotely with **FagorKconnect**.
- Wet Cleaning characteristics included in the programmer (modifiable water levels and washing speed).
- Intelligent weighing system or manual load indication system to optimise water and detergent consumption at lower loads.
- "LOADING AID" system, water inlet and spin control to load the linen.
- Washers compatible with water recovery tanks.
- CB and WRAS product certifications.

## ANCHORAGE TO THE FLOOR

- These machines need to be anchored to the floor.
- FAGOR offers anchoring bases specific to each model, which must be ordered separately (see table of optional kits).
- The price of the machine does not include the anchoring base.

MODEL (#)	CODE (*)		CAPACITY KG		DOOR Ø (MM)	SPIN		HEATING TYPE	POWER KW		VOLT (**)	DIMENSIONS MM	€
	STANDARD	WITH OPTIONS	(1:9)	(1:10)		R.P.M.	G		HEATING	TOTAL ELEC.			
LN-60C TP2 E	19101668	18007181	65	59	560	505	150	E	36	38	X	1.225x1.315x1.640	21.135
LN-60C TP2 HW	19101670	18007184	65	59	560	505	150	HW	-	5,5	X	1.225x1.315x1.640	21.005
LN-60C TP2 S	19101669	18007183	65	59	560	505	150	S	-	5,5	X	1.225x1.315x1.640	22.120
LN-80C TP2 E	19100954	18006967	85	77	560	505	150	E	48/36	50,5/38,5	X	1.225x1.492x1.640	24.310
LN-80C TP2 HW	19101200	18007026	85	77	560	505	150	HW	-	7,5	X	1.225x1.492x1.640	24.160
LN-80C TP2 S	19101199	18007025	85	77	560	505	150	S	-	7,5	X	1.225x1.492x1.640	25.435

(\*) : STANDARD Code: Use this code for orders of machines which do not include any option or version different to standard. The retail price is the one shown in the table.

Code WITH OPTIONS: Use this code for orders of machines which include any option or options from the table OPTIONS FOR WASHERS. The retail price is calculated by adding the price increases for each option to the retail price of the standard code.

(#): E: Electric heating system. Stainless steel armoured heating elements.  
 HW: Hot Water inlet. Wash with hot water from the network.  
 S: Function with steam produced by external generators, pressures of 4 kg/cm<sup>2</sup>.

(\*\*): M: 230V I + N (SINGLE PHASE) Valid for 400 V III + N / 230 V III (Three-phase)  
 T: 400V III + N / 230V III (THREE PHASE) Valid also for 230 V I+N (Single phase)  
 V: 400V III + N (Valid also for 230 V III)  
 X: 400V III + N . Upon request 230 V III.



## Options for washer extractors LN 60 - 80 kg

Versions and options available to include in configurable codes "18".

Factory assembly for machines ordered with their configurable code.

CODE	CODE WITH OPTIONS	ABBREVIATION	DESCRIPTION	€
19035697	18-0054	-	Double drain kit for LN-60C/80C	560
-	18-0009	NC	Normally closed valve	80
-	13-0001	RD	Reversible door: reverse door opening	0
-	13-0005	TR	Tropicalized model: protected board	125
19079305	only kit	-	DQ-2 Dosing pump kit- 2 pumps and support (ready for 4 pumps)	235
19096561	only kit	-	Extra dosing pump kit - DB-1	135
19011484	only kit	-	1" water inlet hose for 60C and 80C models	320
<b>New</b> 19102771	13-0046	RT	Ready for XL 1" tanks 60-80	3.950

### Steam options

CODE	DESCRIPTION	€
19035698	Kit to transform an E or HW LN-60C/80C to steam	1.120

### Outer casing options

CODE WITH OPTIONS	ABBREV.	DESCRIPTION	€
15-0023	SSC	Stainless steel outer casing AISI-304 LN-60C	755
15-0040	SSC	Stainless steel outer casing AISI-304 LN-80C	755
15-0024	SSF	St. steel front & top panels AISI-304 LN-60C	515
15-0041	SSF	St. steel front & top panels AISI-304 LN-80C	515

### Anchor base kit options

CODE	DESCRIPTION	€
19101266	Anchoring base for LN-60C	105
19101267	Anchoring base for LN-80C	125

### Voltage options

CODE WITH OPTIONS	ABBREVIATION	DESCRIPTION	€
20-0028	440V 3~ (No N) 50/60 Hz	440V 3~ (No N) 50/60 Hz 60 kg	475
20-0048	440V 3~ (No N) 50/60 Hz	440V 3~ (No N) 50/60 Hz 80 kg	475
20-0026	230V 3~ 50/60Hz	230V 3~ 50/60Hz 60 kg	650
20-0047	230V 3~ 50/60Hz	230V 3~ 50/60Hz 80 kg	2.575

# Dosing Kit

Nowadays, the automation of processes is sought, preventing human error from influencing the result of said processes.

Fagor Professional helps you to automate small installations, those that consume little chemical product, launching our new set of pumps, which ensures that the precise amount of chemical product is entered when it is really necessary.



01.

## No maintenance

Using compatible detergents.  
\*Check note below

02.

## Easy installation

Plug and play kit, easy to install and configurate with TP2 control

03.

## Reduzed size

Small size comparing with other dosing system

04.

## Led indicator

Indicative LED when the pump is in service.

05.

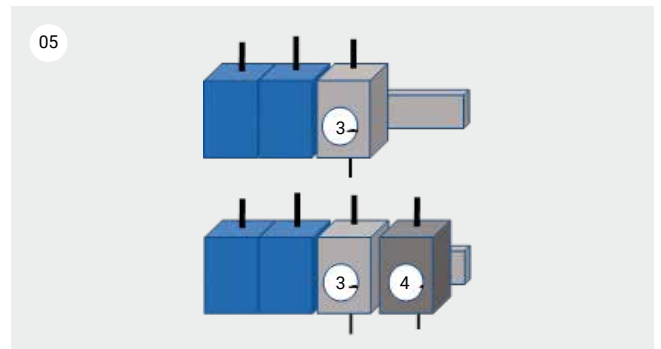

## Modularity - Expansion Kit

Initial kit of 2 pumps with the guide support suitable for up to 4 pumps. The extension kits are with individual pumps

06.

## Ideal solution for selfservice

Small size comparing with other dosing system



**NOTE:**

Not all chemicals are compatible, for this reason it is important to do chemical laboratory tests. Please contact our sales team for further details.

# Dosing Kit

The new Touch Plus Control TP2 offers great flexibility to the user thanks to its numerous functions: easy programming, 7-inch touch screen in full colour, 37 available languages, USB port for updates and the same control system for OPL washers and coin washers.

Dosing with the necessary amount at the correct time provides you with security during the process and uniformity in the result. And the most important thing: your peace of mind. Dosing signal for time of dosage, start delay, start selection in all models.



- 1 | What pump we want to use, 8 standard pump signals and 6 more as option.
- 2 | When we activate the pump:  
**ML**: Minimum water level  
**L**: When we get the programmed water level  
**T**: When we get the programmed temperature
- 3 | Delay to the activation of the pumps within the same phase.
- 4 | Pump activation in seconds.

## Our solutions or your small businesses

On Premise / Self-Service Laundries

Bed & breakfast  
 Rural houses and lodges  
 Beauty salons  
 Clinics  
 Cleaning companies (dust mops)  
 Nursing homes  
 Nurseries

Hostels  
 Laboratories  
 Hairdressers'  
 Small Industries  
 Spas  
 Hostals  
 Apartments

Camp sites  
 Colleges, residences and universities  
 Neighborhood community  
 Transportable containers  
 Self-service laundries

## Codes for different voltages and frequencies

## High spin washers

	400V III+N 50 HZ	230V III 50 HZ	230V I+N 50 HZ	400V III+N 60 HZ	230V III 60 HZ	230V I+N 60 HZ	MARINE 440V III 60 HZ WITHOUT N
LA-11 TP2 E	STD	STD	STD	STD	STD	STD	OPT
LA-11 TP2 HW	N/A	N/A	STD	N/A	N/A	STD	OPT
LA-11 TP2 S	N/A	N/A	STD	N/A	N/A	STD	OPT
LA-14 TP2 E	STD	STD	STD	STD	STD	STD	OPT
LA-14 TP2 HW	N/A	N/A	STD	N/A	N/A	STD	OPT
LA-14 TP2 S	N/A	N/A	STD	N/A	N/A	STD	OPT
LA-18 TP2 E	STD	STD	STD	STD	STD	STD	OPT
LA-18 TP2 HW	N/A	N/A	STD	N/A	N/A	STD	OPT
LA-18 TP2 S	N/A	N/A	STD	N/A	N/A	STD	OPT
LA-22 TP2 E	STD	STD	STD	STD	STD	STD	OPT
LA-22 TP2 HW	N/A	N/A	STD	N/A	N/A	STD	OPT
LA-22 TP2 S	N/A	N/A	STD	N/A	N/A	STD	OPT
LA-28 TP2 E	STD	OPT	N/A	STD	OPT	N/A	OPT
LA-28 TP2 HW	N/A	OPT	STD	N/A	OPT	STD	OPT
LA-28 TP2 S	N/A	OPT	STD	N/A	OPT	STD	OPT
LA-35C TP2 E	STD	OPT	N/A	STD	OPT	N/A	OPT
LA-35C TP2 HW	STD	OPT	N/A	STD	OPT	N/A	OPT
LA-35C TP2 S	STD	OPT	N/A	STD	OPT	N/A	OPT
LA-45C TP2 E	STD	OPT	N/A	STD	OPT	N/A	OPT
LA-45C TP2 HW	STD	OPT	N/A	STD	OPT	N/A	OPT
LA-45C TP2 S	STD	OPT	N/A	STD	OPT	N/A	OPT
LA-60C TP2 E	STD	OPT	N/A	STD	OPT	N/A	OPT
LA-60C TP2 HW	STD	OPT	N/A	STD	OPT	N/A	OPT
LA-60C TP2 S	STD	OPT	N/A	STD	OPT	N/A	OPT
LA-80C TP2 E	STD	OPC	NO	STD	OPC	NO	OPC
LA-80C TP2 HW	STD	OPC	NO	STD	OPC	NO	OPC
LA-80C TP2 S	STD	OPC	NO	STD	OPC	NO	OPC
LA-100C TP2 HW	STD	OPT	N/A	STD	OPT	N/A	OPT
LA-100C TP2 S	STD	OPT	N/A	STD	OPT	N/A	OPT
LA-120C TP2 HW	STD	OPT	N/A	STD	OPT	N/A	OPT
LA-120C TP2 S	STD	OPT	N/A	STD	OPT	N/A	OPT

N/A Not available  
OPT: Optional  
STD: Standard

## Normal spin washers

	400V III+N 50 HZ	230V III	230V I+N	400V III+N	230V III	230V I+N	MARINE 440V III
	50 HZ	50 HZ	50 HZ	60 HZ	60 HZ	60 HZ	60 HZ WITHOUT N
LN-11 TP2 E	STD	STD	STD	STD	STD	STD	OPT
LN-11 TP2 HW	N/A	N/A	STD	N/A	N/A	STD	OPT
LN-11 TP2 S	N/A	N/A	STD	N/A	N/A	STD	OPT
LN-14 TP2 E	STD	STD	STD	STD	STD	STD	OPT
LN-14 TP2 HW	N/A	N/A	STD	N/A	N/A	STD	OPT
LN-14 TP2 S	N/A	N/A	STD	N/A	N/A	STD	OPT
LN-18 TP2 E	STD	STD	STD	STD	STD	STD	OPT
LN-18 TP2 HW	N/A	N/A	STD	N/A	N/A	STD	OPT
LN-18 TP2 S	N/A	N/A	STD	N/A	N/A	STD	OPT
LN-22 TP2 E	STD	STD	STD	STD	STD	STD	OPT
LN-22 TP2 HW	N/A	N/A	STD	N/A	N/A	STD	OPT
LN-22 TP2 S	N/A	N/A	STD	N/A	N/A	STD	OPT
LN-28 TP2 E	STD	OPT	N/A	STD	OPT	N/A	OPT
LN-28 TP2 HW	N/A	OPT	STD	N/A	OPT	STD	OPT
LN-28 TP2 S	N/A	OPT	STD	N/A	OPT	STD	OPT
LN-35C TP2 E	STD	OPT	N/A	STD	OPT	N/A	OPT
LN-35C TP2 HW	N/A	N/A	STD	N/A	N/A	STD	OPT
LN-35C TP2 S	N/A	N/A	STD	N/A	N/A	STD	OPT
LN-45C TP2 E	STD	OPT	N/A	STD	OPT	N/A	OPT
LN-45C TP2 HW	STD	OPT	N/A	STD	OPT	N/A	OPT
LN-45C TP2 S	STD	OPT	N/A	STD	OPT	N/A	OPT
LN-60C TP2 E	STD	OPT	N/A	STD	OPT	N/A	OPT
LN-60C TP2 HW	STD	OPT	N/A	STD	OPT	N/A	OPT
LN-60C TP2 S	STD	OPT	N/A	STD	OPT	N/A	OPT
LN-80C TP2 E	STD	OPC	NO	STD	OPC	NO	OPC
LN-80C TP2 HW	STD	OPC	NO	STD	OPC	NO	OPC
LN-80C TP2 S	STD	OPC	NO	STD	OPC	NO	OPC

N/A: Not available  
 OPT: Optional  
 STD: Standard



Excellent washing  
and care results.



Access to the web



Commercial brochure

# Sanitary Barrier

LMED Range (16-22 kg) .....	057
LBS Range (27, 35, 50, 70 kg) .....	059
Pullman Range (100 kg) .....	061

Special models or any other variant on the standard model are to be assembled in factory, and carry a supplement over the price indicated for the standard model.

Please consult Fagor Professional for any other variant or option not reflected on this list.



## TP2

---

- TP2 Microprocessor, user friendly and totally programmable 7" screen touch
- Telemetry as standard
- 8 dosing signals as standard
- Screen on both sides of the machine Touch operated on the dirty side and only displaying on the clean side to show the status of the washing program.
- **FagorKconnect** - connectivity standard
- USB Connection for programming, telemetry, data analysis...
- Remote communication ready
- Customisation of programs according to each need
- Wet Cleaning

### OPTIONS

- 6 extra dosing signals



## Connectivity

---

- **FagorKconnect** - connectivity standard Remote technical service: machine monitoring, error warning, remote desk and data recovery for technicians and maintenance, software updates.
- Management of laundries



## Maintenance

---

- Electric components on the left side, mechanic components on the right side, connections on the top Easy access to all the components. Easier to connect, all connections protected from water and detergents.
- Central drain easy installation
- Technical menu
- Statistics, alarms, auto test, data recovery for technicians and maintenance

### OPTIONS

- Side drain
- Low steam pressure: to enable installation of steam heated washer with very low pressure of steam on site.



## Efficiency

---

- Water saving  
Possibility of configuring three levels of savings
- Optimal loading: manual indication of weight
- Intelligent Consumption: automatic adjustment of water and soap consumptions (standard)
- Prepared to be connected to water recovery tanks and new.
- Low water consumption
- Standard washing program consumes less than 8,2 liters of water per kg and cycle.
- High G-FACTOR 500-450 for High spin machines
- Reduced residual moisture > reduced drying time.

### OPTIONS

- Automatic weighing system on feet



## Outstanding features

---

- Double display (as option in LMED models)
- Automatic positioning of drum with motor brake to make loading and unloading operations easier (as option in LMED models).
- 3 water inlets as standard (2 water inlets in LMED range)
- Wet cleaning: equipped with all features to use Wet cleaning programs (useful in nursing homes)
- Side panels in skinplate and top panel in stainless steel, easy to clean.
- New dual heating electric-steam model - energy savings

### OPTIONS

- Detergent box kit (instead of pumps)
- 2nd drain valve for water recovery
- Titration valve UPS kit to release drum brake in case of power failure AISI 304 stainless steel outer casing.



## Ergonomics

---


- Huge doors opening making loading and unloading operation easier, biggest opening in the market
- User-friendly drum opening by push button.
- Standard height of loading (door base at 800 mm)

### OPTIONS

- Plinth to align loading height (door base at 850 mm).



## Barrier Concept



Installed between two separate areas, avoids all contact between dirty (infectious) linen and the clean linen, and any type of cross-contamination during the process.

At the same time, their ergonomic design allows efficient work, which increases production by a high percentage.

## Composition of the ranges

TYPE OF CONTROL	HEATING	LOW CAPACITY LMED SERIES	
		16 -18 KG	22 -25 KG
Touch Plus (TP2) programmable control	Electric-Steam Double heating E+S	LMED-16 TP2	LMED-22 TP2

TYPE OF CONTROL	HEATING	MEDIUM CAPACITY LBS SERIES				HIGH CAPACITY PULLMAN SERIES
		27 -30 KG	35 -39 KG	49 -54 KG	70 -78 KG	90 -100 KG
Touch Plus (TP2) programmable control	Electric-Steam Double heating E+S	LBS-27 TP2	LBS-35 TP2	LBS-50 TP2	LBS-70 TP2	
Touch Plus (TP2) programmable control	Electric-Steam Double heating E+S	LBS-27 TP2 PULLMAN	LBS-35 TP2 PULLMAN	LBS-50 TP2 PULLMAN		LBS-100 TP2 PULLMAN

# Sanitary barrier

LMED Range | **G Force = 350** | 16 - 22 Kg



## General Characteristics



LMED-22 TP2

- **FagorKonnnect** - Standard IOT connectivity.
- G FORCE 350
- New TP2 processor with 7" touch screen on the dirty side (optional on the clean side).
- External steel casing with grey coating (skinplate), stainless steel, easy to clean finish.
- Heating versions: electric and steam.
- Double heating version, selectable electric and steam.
- Telemetry as standard.
- 2 water inlets.
- 8 signals for automatic liquid dosing, programmable in time and delay.
- Optimum load. Intelligent weighing system.
- Possibility of configuring three levels of savings. 6 extra signals available optionally.
- Designed for water recovery tanks. Low water consumption.
- 1-compartment horizontal spin drum.
- Loading and unloading doors. Door locks with safety opening.
- Electrical part to the left, mechanical to the right, connections at the top.
- Central drain
- Technical menu. Statistics, alarms, auto-test, data recovery for technicians and maintenance.
- Motor with variable-frequency drive incorporated.
- Prepared for Wet cleaning

MODEL (#)	CODE (*)		CAPACITY KG		DOOR Ø (MM)	SPIN		HEATING TYPE	POWER KW		VOLT (**)	DIMENSIONS MM	€
	STANDARD	WITH OPTIONS	(1:9)	(1:10)		R.P.M.	G		HEATING	TOTAL ELEC.			
LMED-16 TP2 E	19066871	18002262	18	16	400x315	1.000	350	E	12	14,2	V	984x914x1.398	26.795
LMED-16 TP2 S	19066872	18002263	18	16	400x315	1.000	350	S	-	2,2	T	984x914x1.398	26.795
LMED-16 TP2 ES	19066873	18002264	18	16	400x315	1.000	350	E/S	12	14,2	V	984x914x1.398	27.885
LMED-22 TP2 E	19066874	18002265	25	22	400x315	1.000	350	E	18	20,2	V	1.184x914x1.398	30.715
LMED-22 TP2 S	19066875	18002266	25	22	400x315	1.000	350	S	-	2,2	T	1.184x914x1.398	30.715
LMED-22 TP2 ES	19066876	18002267	25	22	400x315	1.000	350	E/S	18	20,2	V	1.184x914x1.398	31.805

(\*) : STANDARD Code: Use this code for orders of machines which do not include any option or version different to standard. The retail price is the one shown in the table.

Code WITH OPTIONS: Use this code for orders of machines which include any option or options from the table OPTIONS FOR SANITARY BARRIERS. The retail price is calculated by adding the price increases for each option to the retail price of the standard code.

(#) : E : Electric heating system. Stainless steel armoured heating elements.  
S : Function with steam produced by external generators, pressures of 4 kg/cm<sup>2</sup>.

(\*\*) : T : 400V III + N / 230V III (THREE PHASE) Valid also for 230 V I+N (Single phase)  
V : 400V III + N (Valid also for 230 V III)

### Options for LMED sanitary barrier washers

Versions and options available to include in configurable codes "18".

Factory assembly for machines ordered with their configurable code.

CODE	CODE WITH OPTIONS	ABBREVIATION	DESCRIPTION	€	
-	23-0013	2SC	7" second screen on clean side	560	
-	To consult	WS	Weighing system on feet. Includes kit with 6 extra dosing signals.	4.515	
19068605	23-0003	XD	6 extra dosing signals card for liquid dosing. Total of 14 signals.	415	
-	23-0015	TWI	3rd water inlet 16,22	210	
-	23-0007	DD	2nd drain valve 16,22	670	
-	23-0008	TV	Titration valve	320	
19068612	23-0009	LDV	Side drain valve 16,22	320	
-	23-0006	LPS	Low steam pressure battery (0,5 bar)	275	
19068607	23-0010	DBX	4 compartment detergent box 16	560	
19068608	23-0010	DBX	4 compartment detergent box 22	560	
-	23-0014	BR	Electric drum motor brake	1.465	
19068610	23-0001	UPS	UPS option (in case of power failure)	515	
19085714	only kit	-	End of cycle light alarm	365	
-	0322-0001	-	Configuration only 1 front washer mode door for LMED 16	185	
-	0322-0002	-	Configuration only 1 front washer mode door for LMED 22	185	
-	28-0001	SSC	Stainless steel AISI 304 outer casing for LMED-16	1.300	
-	28-0002	SSC	Stainless steel AISI 304 outer casing for LMED-22	1.495	
<b>New</b>	19108125	0522-0001	XL	Ready for 3/4" tanks LMED-16	700
<b>New</b>	19108126	0522-0002	XL	Ready for 3/4" tanks LMED-22	700

### Anchor base kit options

CODE	DESCRIPTION	€
19068584	Plinth for LMED-16 for ergonomic (door base 850mm)	710
19068587	Plinth for LMED-22 for ergonomic (door base 850 mm)	840

### Voltage options

CODE WITH OPTIONS	ABBREVIATION	DESCRIPTION	€
22-0012	400 III 50/60	Maritime voltage 440V III (No N) 50/60Hz	1.525

### Frame options

CODE	DESCRIPTION	€
19068594	Stainless steel frame LMED-16	300
19068596	Stainless steel frame LMED-22	300
19072459	Stainless steel frame LMED-16 equipped with loading base	385
19072470	Stainless steel frame LMED-22 equipped with loading base	385

### Packing options

CODE WITH OPTIONS	ABBREVIATION	DESCRIPTION	€
27-0001	WM	Maritime wooden packing for LMED16	1.225
27-0002	WM	Maritime wooden packing for LMED22	1.260

# Sanitary barrier

LBS Range | **G Force = 375** | 27 - 35 - 50 - 70 Kg



LBS-50 TP2

## General characteristics

- **FagorKconnect** - Standard IOT connectivity.
- G Force 375.
- TP2 processor with two 7" screens, a touch screen for programming on the dirty linen loading side, and an information screen on the unloading side in the clean zone.
- External steel casing with grey coating (skinplate), stainless steel, easy to clean finish.
- Heating versions: electric and steam.
- Double heating version, selectable electric and steam.
- Telemetry as standard.
- 3 water inlets.
- 8 signals for automatic liquid dosing, programmable in time and delay. 6 extra signals available optionally.
- Optimum load. Intelligent weighing system.
- Possibility of configuring three levels of savings.
- Designed for water recovery tanks. Low water consumption.
- 1-compartment horizontal spin drum (LBS-70 models with two compartments).
- Loading and unloading doors. Door locks with safety opening.
- Automatic drum positioning with motor brake to facilitate the loading and unloading operation. Loading height: 800 mm.
- Electrical part to the left, mechanical to the right, connections at the top.
- Central drain
- Technical menu. Statistics, alarms, auto-test, data recovery for technicians and maintenance.
- Motor with variable-frequency drive incorporated.
- Prepared for Wet cleaning.

MODEL (#)	CODE (*)		CAPACITY KG		DOOR Ø (MM)	SPIN		HEATING TYPE	POWER KW		VOLT (**)	DIMENSIONS MM	€
	STANDARD	WITH OPTIONS	(1:9)	(1:10)		R.P.M.	G		HEATING	TOTAL ELEC.			
LBS-27 TP2 E	19066877	18002268	30	27	480x515	920	375	E	18	22,00	X	1.201x1.098x1.581	38.995
LBS-27 TP2 S	19066878	18002269	30	27	480x515	920	375	S	-	4,00	X	1.201x1.098x1.581	38.995
LBS-27 TP2 ES	19066879	18002270	30	27	480x515	920	375	E/S	18	22,00	X	1.201x1.098x1.581	40.115
LBS-35 TP2 E	19066880	18002271	39	35	640x515	920	375	E	27	31,00	X	1.359x1.098x1.581	47.065
LBS-35 TP2 S	19066881	18002272	39	35	640x515	920	375	S	-	4,00	X	1.359x1.098x1.581	47.065
LBS-35 TP2 ES	19066882	18002273	39	35	640x515	920	375	E/S	27	31,00	X	1.359x1.098x1.581	48.255
LBS-50 TP2 E	19066883	18002274	54	49	640x515	920	375	E	36	41,50	X	1.654x1.098x1.581	55.240
LBS-50 TP2 S	19066884	18002275	54	49	640x515	920	375	S	-	5,50	X	1.654x1.098x1.581	55.240
LBS-50 TP2 ES	19066885	18002276	54	49	640x515	920	375	E/S	36	41,5	X	1.654x1.098x1.581	56.355
LBS-70 TP2 E	19066886	18002277	78	70	(2x*) 640*515	920	375	E	45	52,5	X	2.061x1.098x1.581	66.955
LBS-70 TP2 S	19066887	18002278	78	70	(2x*) 640*515	920	375	S	-	7,5	X	2.061x1.098x1.581	66.955
LBS-70 TP2 ES	19066888	18002279	78	70	(2x*) 640*515	920	375	E/S	45	52,5	X	2.061x1.098x1.581	68.065

(\*) : STANDARD Code: Use this code for orders of machines which do not include any option or version different to standard. The retail price is the one shown in the table.

Code WITH OPTIONS: Use this code for orders of machines which include any option or options from the table OPTIONS FOR SANITARY BARRIERS. The retail price is calculated by adding the price increases for each option to the retail price of the standard code.

(#) : E : Electric heating system. Stainless steel armoured heating elements.  
S : Function with steam produced by external generators, pressures of 4 kg/cm<sup>2</sup>.

(\*\*) : T : 400V III + N /230V III (THREE PHASE) Valid also for 230 V I+N (Single phase)  
V : 400V III + N (Valid also for 230 V III)  
X : 400V III + N . Upon request 230 V III.

## Options for LBS sanitary barrier washers

Versions and options available to include in configurable codes "18".

Factory assembly for machines ordered with their configurable code.

CODE	CODE WITH OPTIONS	ABBREVIATION	DESCRIPTION	€	
-	0321-0001	PM	PULLMAN drum for LBS-27	5.820	
-	0321-0002	PM	PULLMAN drum for LBS-35	6.540	
-	0321-0003	PM	PULLMAN drum for LBS-50	6.955	
-	To consult	WS	Weighing sensor system on feet for LBS-27 to LBS-50. Includes kit with 6 extra dosing signals	4.515	
-	To consult	WS	Weighing sensor system on feet for LBS-70. Includes kit with 6 extra dosing signals	5.200	
19068605	23-0003	XD	6 extra dosing signals card	415	
-	23-0020	DD	2nd drain valve 27-70	640	
-	23-0008	TV	Titration valve	320	
19068613	23-0016	LDV	Side drain valve 27-70	350	
-	23-0032	LPS	Low steam pressure 27-70	275	
19068609	23-0017	DBX	4 compartments detergent box	1.465	
19068611	23-0018	UPS	UPS option (in case of power failure)	490	
19085711	only kit	-	End of cycle light alarm	410	
-	0322-0003	-	Configuration only 1 front washer mode door for LBS 27	185	
-	0322-0004	-	Configuration only 1 front washer mode door for LBS 35	185	
-	0322-0005	-	Configuration only 1 front washer mode door for LBS 50	185	
-	0322-0006	-	Configuration only 1 front washer mode door for LBS 70	185	
<b>New</b>	19108128	0522-0003	XL	Ready for XL 1" tanks LBS-27	3.950
<b>New</b>	19108127	0522-0004	XL	Ready for XL 1" tanks LBS-35	3.950
<b>New</b>	19108129	0522-0005	XL	Ready for XL 1" tanks LBS-50	3.950
<b>New</b>	19108130	0522-0006	XL	Ready for XL 1" tanks LBS-70	3.950

### Plinth kit options

CODE	DESCRIPTION	€
19107774	Plinth for LBS-27 to align doorbase at 850 mm	775
19107775	Plinth for LBS-35 to align doorbase at 850 mm	1.090
19107776	Plinth for LBS-50 to align doorbase at 850 mm	1.175
19107777	Plinth for LBS-77 to align doorbase at 850 mm	1.370

### Frame options

CODE	DESCRIPTION	€
19068598	Stainless steel frame for LBS-27	300
19068599	Stainless steel frame for LBS-35	340
19068600	Stainless steel frame for LBS-50	390
19068602	Stainless steel frame for LBS-70	420
19072471	St. steel frame LBS-27 equipped with loading base	345
19072472	St. steel frame LBS-35 equipped with loading base	395
19072473	St. steel frame LBS-50 equipped with loading base	450
19072474	St. steel frame LBS-70 equipped with loading base	480

### Packing options

CODE WITH OPTIONS	ABBREVIATION	DESCRIPTION	€
27-0003	WM	Maritime wooden packing for LBS27	1.595
27-0004	WM	Maritime wooden packing for LBS35	1.740
27-0005	WM	Maritime wooden packing for LBS50	1.795
27-0006	WM	Maritime wooden packing for LBS70	1.880

### Outer casing options

CODE WITH OPTIONS	ABBREVIATION	DESCRIPTION	€
28-0003	SSC	Stainless steel AISI 304 outer casing for LBS-27	1.595
28-0004	SSC	Stainless steel AISI 304 outer casing for LBS-35	1.660
28-0005	SSC	Stainless steel AISI 304 outer casing for LBS-50	1.845
28-0006	SSC	Stainless steel AISI 304 outer casing for LBS-70	1.960

### Voltage options

CODE WITH OPTIONS	ABBREVIATION	DESCRIPTION	€
22-0005	230 III 50/60Hz	230/III/50-60 LBS-27	480
22-0006	230 III 50/60Hz	230/III/50-60 LBS-35	650
22-0007	230 III 50/60Hz	230/III/50-60 LBS-50	795
22-0008	230 III 50/60Hz	230/III/50-60 LBS-70	1.250
22-0012	440 III 60Hz (No N)	440/60/3 (marine) LBS	1.525

# Sanitary barrier

Pullman Range | **G Force = 325** | 100 Kg



LBS-100 TP2

## General Characteristics

- G Force 325.
- Pullman-type axial separation drum, 2 compartments.
- TP2 processor with two 7" screens, a touch screen for programming on the dirty linen loading side, and an information screen on the unloading side in the clean zone.
- External steel casing with grey coating (skinplate), stainless steel, easy to clean finish.
- Heating versions: electric and steam.
- 3 water inlets.
- 8 signals for automatic liquid dosing, programmable in time and delay. 6 extra signals available optionally.
- Optimum load. Intelligent weighing system.
- Possibility of configuring three levels of savings.
- Loading and unloading doors. Door locks with safety opening.
- Automatic drum positioning with motor brake to facilitate the loading and unloading operation. Loading height: 960 mm.
- Electrical part to the left, mechanical to the right, connections at the top.
- Central drain
- Technical menu. Statistics, alarms, auto-test, data recovery for technicians and maintenance.
- Motor with variable-frequency drive incorporated.
- Prepared for Wet cleaning.
- Requires compressed air supply.
- UPS Kit to avoid drum brake blocking in case of power failure.
- **FagorConnect** - Standard IOT connectivity.

MODEL (#)	CODE	CAPACITY KG		DOOR Ø (MM)	SPIN		HEATING TYPE	POWER KW		VOLT (**)	DIMENSIONS MM	€
		(1:9)	(1:10)		R.P.M.	G		HEATING	TOTAL ELEC.			
LBS-100 TP2 E	19072295	100	90	900x500	750	325	E	60	75	X	1.677x1.346x1.964	106.440
LBS-100 TP2 S	19072296	100	90	900x500	750	325	S	-	15	X	1.677x1.346x1.964	106.440

## Options for PULLMAN sanitary barrier washers

CODE	CODE WITH OPTIONS	ABBREVIATION	DESCRIPTION	€
19085711	-	-	End of cycle light alarm	410
To consult	-	XD	6 extra dosing signals card for automatic liquid dosing	415
To consult	-	DH	Double heating Electric + Steam	1.260
To consult	-	TV	Titration valve	320
19076509	-	DBX	4 compartment detergent box	1.465
<b>New</b> 19108131	-	XL	Ready for XL 1" tanks LBS-100	4.000
To consult	-	WS	Weighing sensor system on feet for LBS-100. Includes kit with 6 extra dosing signals	Consult

## Frame options

CODE	DESCRIPTION	€
19044230	Stainless steel for LBS-100	870

## Outer casing options

CODE WITH OPTIONS	ABBREVIATION	DESCRIPTION	€
To consult	SSC	Stainless steel outer casing	2.300

## Packing options

CODE WITH OPTIONS	ABREVIATURA	DESCRIPTION	€
-	WM	Maritime wooden packing for LBS-100	2.125

## Voltage options

CODE WITH OPTIONS	ABBREVIATION	DESCRIPTION	€
-	230/3/50-60Hz	230/3/50-60Hz	1.165
-	440 III 60Hz (No N)	440/60/3 (marine)	1.645

(\*) : STANDARD Code: Use this code for orders of machines which do not include any option or version different to standard. The retail price is the one shown in the table.

Code WITH OPTIONS: Use this code for orders of machines which include any option or options from the table OPTIONS FOR SANITARY BARRIERS. The retail price is calculated by adding the price increases for each option to the retail price of the standard code.

(#) : E : Electric heating system. Stainless steel armoured heating elements.  
S : Function with steam produced by external generators, pressures of 4 kg/cm<sup>2</sup>.

(\*\*) : V : 400V III + N (Valid also for 230 V III)  
X : 400V III +N. Upon request 230 V III.

## Codes for different voltages and frequencies

### Sanitary barrier washers

MOD.	230V I+N 50 HZ	230V I+N 60 HZ	230V III 50 HZ	230V III 60 HZ	400V III+N 50 HZ	400V III+N 60 HZ	MARINE 400V III SIN N
LMED-16 TP2 E	N/A	N/A	STD	STD	STD	STD	OPT
LMED-16 TP2 S	STD	STD	N/A	N/A	N/A	N/A	OPT
LMED-16 TP2 ES	N/A	N/A	STD	OPT	STD	STD	OPT
LMED-22 TP2 E	N/A	N/A	STD	STD	STD	STD	OPT
LMED-22 TP2 S	STD	STD	N/A	N/A	N/A	N/A	OPT
LMED-22 TP2 ES	N/A	N/A	STD	OPT	STD	STD	OPT
LBS-27 E TP2	N/A	N/A	OPT	OPT	STD	STD	OPT
LBS-27 S TP2 S	N/A	N/A	OPT	OPT	STD	STD	OPT
LBS-27 TP2 ES	N/A	N/A	OPT	OPT	STD	STD	OPT
LBS-35 E TP2 E	N/A	N/A	OPT	OPT	STD	STD	OPT
LBS-35 S TP2 S	N/A	N/A	OPT	OPT	STD	STD	OPT
LBS-35 TP2 ES	N/A	N/A	OPT	OPT	STD	STD	OPT
LBS-50 E TP2 E	N/A	N/A	OPT	OPT	STD	STD	OPT
LBS-50 S TP2 S	N/A	N/A	OPT	OPT	STD	STD	OPT
LBS-50 TP2 ES	N/A	N/A	OPT	OPT	STD	STD	OPT
LBS-70 E TP2 E	N/A	N/A	OPT	OPT	STD	STD	OPT
LBS-70 S TP2 S	N/A	N/A	OPT	OPT	STD	STD	OPT
LBS-70 TP2 ES	N/A	N/A	OPT	OPT	STD	STD	OPT
LBS-100 TP2 E	N/A	N/A	OPT	OPT	STD	STD	OPT
LBS-100 TP2 S	N/A	N/A	OPT	OPT	STD	STD	OPT

N/A: Not available  
 OPT: Optional  
 STD: Standard



Excellent washing  
and care results.



Access to the web



# Water Recovery System

Water Recovery System .....	065
-----------------------------	-----

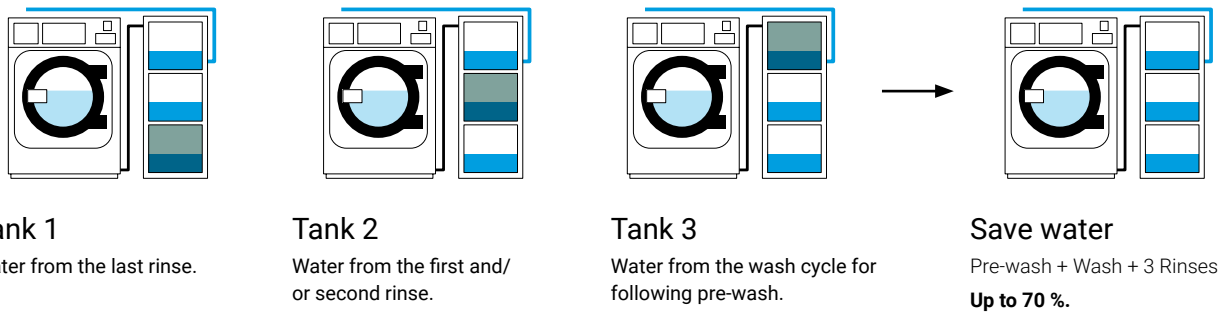
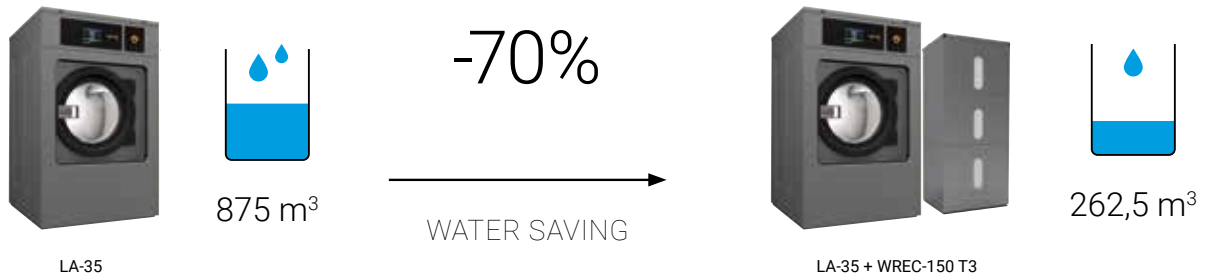
Special models or any other variant on the standard model are to be assembled in factory, and carry a supplement over the price indicated for the standard model.

Please consult Fagor Professional for any other variant or option not reflected on this list.

# Water recovery system

How much water does a washer consume per year?

An LA-35 can consume 875 m<sup>3</sup>, based on 10 hours' operation a day for 250 days of the year. By using Fagor Professional's water recovery tanks (WREC-150), up to 70% water can be saved, reducing the consumption to 262.5 m<sup>3</sup> in this example.



Fagor Professional's water recovery system comes with latest-generation equipment offering great versatility, quick installation and easy maintenance across the whole range. So that you save time as well.

## Efficiency

- Water saving.
- Saving of chemicals by reusing existing chemicals in reclaimed water.
- Save energy by reusing the hot water from a previous phase of the washer.

## Versatility

- Need for limited space.
- Custom tank composition.
- Wet-Cleaning: possibility to use the tanks for premixing of water and chemical to avoid direct contact of delicate garments with chemical.

## Easy installation

- Plug and Play, easy to install in washers with TP2 touch control and with READY FOR TANKS XL option on request.
- Little space required for installation.
- Custom tank composition

## Easy maintenance

- Self-cleaning of the tanks with programs pre-set in the TP2 touch control.
- They are easy to remove and clean with a brush.
- Water filtration system between the second emptying of the washer and the tanks, adding the suitable chemicals for the washing and disinfection of the tanks.



### General characteristics

- Outer panels constructed in stainless steel effect sandwich panel.
- Tanks manufactured in high density polyethylene (HDPE).
- Water filtration system.
- Easy to install with washing machines equipped with Touch Control TP2.
- The water inlet, water outlet and condensate outlet connections are incorporated into each tank.
- Tanks easy to remove for cleaning.
- 2 water level sensors in each tank (maximum and minimum level).
- The water recovery system fills each tank by means of fill valves.
- Tank self-cleaning programs from the Touch Control of the washer.

### Important

Order "Ready for tanks" option for washing machines (see WASHING section), so that the washer comes from the factory with parts and electronic boards mounted, facilitating installation and integration with the tanks.

MODEL	CODE	N° TANKS	CAPACITY PER TANK (LITRES)	VALID FOR WASHERS:	DIMENSIONS (MM)	€
WREC-80 T1	19051954	1	80	LA/LN-11/14/18 LMED-16	551x723x608	2.465
WREC-80 T2	19051953	2	80	LA/LN-11/14/18 LMED-16	551x723x1.023	4.005
WREC-80 T3	19051951	3	80	LA/LN-11/14/18 LMED-16	551x723x1.438	5.300
WREC-150 T1	19052858	1	150	LA/LN-22/28 LMED-22	551x1.273x608	2.800
WREC-150 T2	19052857	2	150	LA/LN-22/28 LMED-22	551x1.273x1.023	4.590
WREC-150 T3	19052855	3	150	LA/LN-22/28 LMED-22	551x1.273x1.438	6.160

### Options configurable on request with washers (see WASHING section)

CODE	CODE WITH OPTIONS	DESCRIPTION	€
19108053	-	Ready for tanks 11-28	700
19108125	-	Ready for tanks LMED-16	700
19108126	-	Ready for tanks LMED-22	700


# Water recovery system

Ideal for industrial laundries.


Water recovery with a capacity of 1000 litres of water.

- Water savings of up to 70 %.
- 1, 2 or 3 WREC-1000 tanks can be combined and connected.
- The tanks can be installed on the sides or at height with an optional platform.

## HEIGHT OPTION



## SIDE OPTION





### General characteristics

- 1.000 litre capacity.
- For washers from 35 to 120 kg.
- Easy to install with washing machines equipped with Touch Control TP2. Possibility of choosing and programming the washing phases to be stored in the tank
- Tanke made of high density polythylene and externally reinforced with a galvanised steel structure.
- Rounded corners on the inside of the tank to prevent dirt accumulation and to facilitate cleaning.
- The tanks have holes in them so that they can be fixed to the ground.
- Water level sensor in each tank.
- Tanks do not include water and electricity connection washer to tank.
- Optional accessory kit to connect 1 washer to 3 tanks (6 m maximum distance to washers), includes:
  - 25 metres of pipe
  - 25 metres of electrical hose
  - 6 pcs T-connection
  - 12 clamps

Important

Order "Ready for tanks" option for washing machines (see WASHING section), so that the washer comes from the factory with parts and electronic boards mounted, facilitating installation and integration with the tanks.

MODEL	CODE	CAPACITY PER TANKS (LITRES)	VALID FOR WASHERS	DIMENSIONS (MM)	€
WREC-1000	19102705	1000	LA/LN-35/45/60/80 y LA-100/120 LBS-27/35/50/70/100	2.123x1.355x699	4.345

### Options configurable on request with washers (see WASHING section)

CODE	CODE WITH OPTION	DESCRIPTION	€
19105572	-	Ready for tanks XL35-45	3.950
19102771	-	Ready for tanks XL 60-80	3.950
19104349	-	Ready for tanks XL 100-120	4.000
19108128	-	Ready for tanks XL LBS-27	3.950
19108127	-	Ready for tanks XL LBS-35	3.950
19108129	-	Ready for tanks XL LBS-50	3.950
19108130	-	Ready for tanks XL LBS-70	3.950
19108131	-	Ready for tanks XL LBS-100	4.000


### Kits


CODE	DESCRIPTION	€
Consult	Raised platform XL tanks	Consult
19107846	Mounting accessories kit WREC 1000	700



### WASHERS

- 35/45 kg > up to 8 machines
- 60/80 kg > up to 4 machines
- 100/120 kg > up to 3 machines





Drying



FAGOR



12:38  
Washing  
40° 50° 30°  
P3 30%  
START  
TOUCH PLUS CONTROL



FAGOR





# Drying

We know that you seek continuous improvement in your processes. That is why we are committed to innovation, so that we can offer you products that meet your expectations. We present our new range of dryers with a new appearance, which facilitates use and maintenance and lengthens their useful life.



Good-looking or  
effective?  
Robust or easy to  
maintain?  
Why not have it all?



Access to the web



Commercial brochure

# Dryers

Single pocket dryers.....	077
Stack dryers.....	085
Heat pump dryers.....	088

Special models or any other variant on the standard model are to be assembled in factory, and carry a supplement over the price indicated for the standard model.

Please consult Fagor Professional for any other variant or option not reflected on this list.

## TP2

---

- User friendly and totally programmable microprocessor with a 7" TP2 screen
- **FagorKonnnect** - connectivity standard.
- USB Connection of charge for programming, telemetry, data analysis...
- Videos shown on display: ads, instructions. (useful for coin laundry)

### OPTIONS

Dosing/vaporizing system (softeners/ perfumes)

## Outstanding features

---

- Reversing drum action as standard
- Stainless steel drum as standard
- Frequency inverter as standard
- Soft Touch as standard

## Ergonomics

---

- Drawer as fluff filter, made of stainless steel.
- Big door diameters Helpful for loading and unloading.
- Ideal door height for ergonomic opening.
- Opening direction of door adjustable on site (models 11 to 35 kg). Opening sense can be changed just turning the front panel and adding a part (longer wire to be ordered).
- Reversible door can be ordered for all dryers, factory fitted.

### OPTIONS

New sliding door in 45 to 80 kg models  
Automatic or manual operation

## Efficiency

---

- Intelligent humidity control (includes new drum inlet temperature control)
- Efficient air recirculation system Short drying times, less energy consumption
- Optimized system of mixed airflow
- Axial radial flow big fluff filter Thermal insulation

## Versatility

---

- Make to order: customization  
New possibility to customize the machines from factory with the available options.
- Wet Cleaning  
Possibility to create different phases per program with its customized parameters.
- **OPL <-> Coin laundry**  
Standard OPL model easily transformable to coin laundry

## Maintenance

---

- Hinged panel  
Easy and ergonomic access to control panel parts
- Easy access to parts for reparability  
Dryers are designed to offer an easier maintenance and repair. Example: rear panel in big capacity dryer
- Technical menu  
Machine monitoring, machine error warning, management for telemetry and statistics. Remote desk and data recovery for technicians and maintenance, software update, etc.

## Connectivity

---

- **FagorKonnnect** - free standard connectivity.  
Machine monitoring, machine error warning, management for telemetry and statistics. Remote desk and data recovery for technicians and maintenance, software update, etc.
- Management for laundries: OPL and COIN  
Our Fagor IoT solution allows you to manage your laundry business (i.e. create discount programs for customers, get statistics, telemetry, and laundry monitoring)
- Remote payment: App for payments, cashless payment by scanning a QR code, promotions, and machine booking

## Product range

### Single pocket dryers

#### ADVANCE+

CONTROL TYPE	HEATING	CAPACITY								
		11-12 kg	14-15 kg	17-18 kg	22-24 kg	27-31 kg	33-37 kg	45-50 kg	60-67 kg	75-83 kg
Touch Plus Control (TP2)	Electric -gas- Steam	SR-11 TP2 PLUS	SR-14 TP2 PLUS	SR-18 TP2 PLUS	SR-22 TP2 PLUS	SR-28 TP2 PLUS	SR-35 TP2 PLUS	SR-45 TP2 PLUS	SR-60 TP2 PLUS	SR-80 TP2 PLUS

NOTE: ADVANCE+ is not available for self-service.

#### ADVANCE

CONTROL TYPE	HEATING	CAPACITY								
		11-12 kg	14-15 kg	17-18 kg	22-24 kg	27-31 kg	33-37 kg	45-50 kg	60-67 kg	74-83 kg
Touch Plus Control (TP2)	Electric -gas- Steam	SR-11 TP2	SR-14 TP2	SR-18 TP2	SR-22 TP2	SR-28 TP2	SR-35 TP2	SR-45 TP2	SR-60 TP2	SR-80 TP2

#### CONCEPT

CONTROL TYPE	HEATING	CAPACITY								
		11-12 kg	14-15 kg	17-18 kg	22-24 kg	27-31 kg	33-37 kg	45-50 kg	60-67 kg	75-83 kg
Easy Control (M)	Electric -gas- Steam	SR-11 M	SR-14 M	SR-18 M	SR-22 M	SR-28 M	SR-35 M	SR-45 M	SR-60 M	SR-80 M

#### Economic Line

CONTROL TYPE	HEATING	CAPACITY					
		11-12 kg	14-15 kg	17-18 kg	22-24 kg	27-31 kg	33-37 kg
Easy Control (M)	Electric -gas	SC-11 M	SC-14 M	SC-18 M	SC-22 M	SC-28 M	SC-35 M

NOTE: All models up to SR-35 are convertible to self-service mode, with a coin mechanism, tokens or for central payment, etc.

### Stack dryers

#### ADVANCE

#### CONCEPT

CONTROL TYPE	HEATING	CAPACITY				CAPACITY			
		11-12 kg	14-15 kg	17-18 kg	22-24 kg	11-12 kg	14-15 kg	17-18 kg	22-24 kg
Touch Plus Control (TP2) Easy Control (M)	Electric -gas	SR-2-11 TP2	SR-2-14 TP2	SR-2-18 TP2	SR-2-22 TP2	SR-2-11 M	SR-2-14 M	SR-2-18 M	SR-2-22 M

#### Economic Line

CONTROL TYPE	HEATING	CAPACITY			
		11-12 kg	14-15 kg	17-18 kg	22-24 kg
Touch Plus Control (TP2) Easy Control (M)	Electric -gas	SC-2-11 M	SC-2-14 M	SC-2-18 M	SC-2-22 M

NOTE: All models are convertible to self-service mode, with a coin mechanism, tokens or for central payment, etc.

### Heat pump dryers

#### ADVANCE+

CONTROL TYPE	HEATING	CAPACITY		
		8-12 kg	13-18 kg	18-26 kg
Touch Plus Control (TP2)	Heat pump	SR-11 TP2 PLUS HP	SR-16 TP2 PLUS HP	SR-23 TP2 PLUS HP

NOTE: All models are convertible to self-service mode, with a coin mechanism, tokens or for central payment, etc.

# Single pocket dryers

11 - 14 - 18 - 22 - 28 - 35 - 45 - 60 - 80 kg

FagorKconnect  
Laundry



## General characteristics

- FagorKconnect - Standard IOT connectivity.
- Green flow system: air recirculation system that allows air to be reused for greater energy savings and improved airflow.
- iDry System (Intelligent moisture sensor + temperature control at the drum entrance).
- Double skin that provides thermal insulation for the best possible energy efficiency.
- Fully Programmable Touch Plus Control Processor (TP2) with 7" touchscreen.
- Total Flow: Optimised axial-radial airflow.
- External steel casing with grey coating (skinplate), stainless steel, easy to clean finish.
- Stainless steel drum.
- Drum with stamped perforations to guarantee the gentle treatment of fabrics.
- Automatic reverse rotation of the drum.
- Frequency inverter for smoother operation.
- Double-glazed door with a large opening.
- Fire Kare System (Integrated fire prevention system).
- Motion transmission by geared motor.
- Standard gas models for propane gas (natural gas on request)

SR-11 TP2 PLUS SR-60 TP2 PLUS + GUILLOTINE DOOR

MODEL (#)	CODE (*)		CAPACITY KG.		PRODUC. KG/H	DOOR Ø (MM)	HEATING TYPE	POWER KW		VOLT (**)	DIMENSIONS MM	€
	STANDARD	WITH OPTIONS	(1:18)	(1:20)				HEATING	TOTALELEC.			
SR-11 TP2 PLUS E	19071863	18003086	11,7	10,5	22	574	Elec	12	12,97	V	785x855x1.694	6.300
SR-11 TP2 PLUS G	19071864	18003087	11,7	10,5	31	574	Gas	20,51	0,97	M	785x855x1.694	6.440
SR-11 TP2 PLUS S	19071865	18003088	11,7	10,5	22	574	Steam	30	0,97	M	785x855x1.694	6.955
SR-14 TP2 PLUS E	19084980	18003883	15	13,5	29	574	Elec	18	18,97	V	785x989x1.694	6.450
SR-14 TP2 PLUS G	19084981	18003884	15	13,5	33	574	Gas	20,51	0,97	M	785x989x1.694	6.570
SR-14 TP2 PLUS S	19084982	18003885	15	13,5	29	574	Steam	30	0,97	M	785x989x1.694	7.095
SR-18 TP2 PLUS E	19071875	18003097	18,3	16,5	30	574	Elec	18	18,97	V	785x1.125x1.694	6.595
SR-18 TP2 PLUS G	19071876	18003098	18,3	16,5	34	574	Gas	20,51	0,97	M	785x1.125x1.694	6.715
SR-18 TP2 PLUS S	19071877	18003099	18,3	16,5	30	574	Steam	30	0,97	M	785x1.125x1.694	7.240
SR-22 TP2 PLUS E	19071885	18003108	24,4	22	40	574	Elec	24	25,17	V	890x1.255x1.812	7.550
SR-22 TP2 PLUS G	19071886	18003109	24,4	22	45	574	Gas	31	1,17	M	890x1.255x1.812	7.675
SR-22 TP2 PLUS S	19071887	18003110	24,4	22	40	574	Steam	49,2	1,17	M	890x1.255x1.812	8.435
SR-28 TP2 PLUS E	19071896	18003119	30,6	27,5	52	802	Elec	30	31,35	V	985x1.054x1.975	8.730
SR-28 TP2 PLUS G	19071897	18003120	30,6	27,5	61	802	Gas	41	1,35	M	985x1.054x1.975	8.785
SR-28 TP2 PLUS S	19071898	18003121	30,6	27,5	52	802	Steam	50,1	1,35	M	985x1.054x1.975	9.490
SR-35 TP2 PLUS E	19071904	18003128	36,7	33	64	802	Elec	36	37,35	V	985x1.210x1.975	9.585
SR-35 TP2 PLUS G	19071358	18003129	36,7	33	73	802	Gas	41	1,35	M	985x1.210x1.975	9.645
SR-35 TP2 PLUS S	19071905	18003130	36,7	33	64	802	Steam	50,1	1,35	M	985x1.210x1.975	10.370
SR-45 TP2 PLUS E	19106347	18007623	50	45	90	802	Elec	54	57	V	1.270x1.106x2.380	14.200
SR-45 TP2 PLUS G	19106348	18007624	50	45	96	802	Gas	60	3	T	1.270x1.106x2.380	14.265
SR-45 TP2 PLUS S	19106349	18007625	50	45	90	802	Steam	91	3	T	1.270x1.106x2.380	15.835
SR-60 TP2 PLUS E	19106356	18007632	66,7	60	129	802	Elec	72	75,35	V	1.270x1.366x2.380	16.185
SR-60 TP2 PLUS G	19106357	18007633	66,7	60	144	802	Gas	90	3,35	T	1.270x1.366x2.380	16.245
SR-60 TP2 PLUS S	19106358	18007634	66,7	60	129	802	Steam	128	3,35	T	1.270x1.366x2.380	17.820
SR-80 TP2 PLUS E	19106365	18007641	83,3	75	136	802	Elec	72	75,75	V	1.270x1.598x2.380	19.935
SR-80 TP2 PLUS G	19106366	18007642	83,3	75	188	802	Gas	120	3,75	T	1.270x1.598x2.380	20.005
SR-80 TP2 PLUS S	19106367	18007643	83,3	75	136	802	Steam	128	3,75	T	1.270x1.598x2.380	21.530

(\*) : STANDARD Code:: Use this code for orders of machines which do not include any option or version different to standard. The retail price is as shown in the table.  
WITH OPTIONS Code: Use this code for orders of machines which include any option or options from the table OPTIONS FOR DRYERS.  
The retail price is calculated by adding the price increases for each option to the retail price of the standard code.

(#) : MODEL : Heating Systems.  
E : Electric Heating System. Resistance heating.  
G : Gas heating system. With a security system and ignition system.  
Indicate the type of gas available (Butane, Propane, Natural, etc.).  
S : Steam heating. Operates using steam produced by external generators.  
Indicated power of the steam battery. Steam intake pressure: 6-9 bar.

(\*\*) : T : Code for 230 V III / 400 V III +N (Three-phase) 50/60 Hz.  
M : SINGLE PHASE Model (230 V 1+N). 230 V III (Three-phase) - 400 V III +N (Three-phase) 50/60 Hz.  
V : Code for 400 V III +N (Three-phase) 50 Hz. (Optional, 230 V III) 50 Hz.  
FOR BOATS : Only models with electric heating. Voltage for boats 440 V III - without neutral - 60 Hz.

## Options for **ADVANCE PLUS** dryers 11 - 14 - 18 - 22 - 28 - 35 - 45 - 60 - 80 kg

Versions and options available to include in configurable codes "18".

Factory assembly for machines ordered with their configurable code.

CODE WITH OPTIONS	ABBREVIATION	DESCRIPTION	€
0001-0001	RD	Opposite door opening SR-11-35	0
0001-0002	RD	Opposite door opening SR-45-80	65
0035-0001	TR	Tropicalized model	125
0038-0001	DS	Dosing-spraying	680
0034-0001	AF	Back panel with air filter 11-14-18-22-28-35	190
0034-0002	AF	Back panel with air filter 45-60-80	370
0033-0002	F06	Fluff filter with grid 0,6mm (standard is 0,3mm)	0
0033-0003	F12	Fluff filter with grid 1,2mm (standard is 0,3mm) ALL	0
0077-0001	RP	Reduced power (12 kW instead of 18 kW) SR-14/18 Electric	0
0407-0002	GA	Automatic guillotine door	5.100
0407-0001	GM	Manual guillotine door	2.215
0408-0001	TS	Front dumper kit	4.930
 0412-0002	NG	NG (Natural Gas) option	0

### Steam options

CODE WITH OPTIONS	ABBREV.	DESCRIPTION	€
0007-0005	BSS	Steam battery in stainless steel SR-11/14/18	1.810
0007-0006	BSS	Steam battery in stainless steel SR-22	1.870
0007-0007	BSS	Steam battery in stainless steel SR-28/35	1.555
0007-0001	LPB	Low pressure steam battery SR-11/14/18	1.290
0007-0002	LPB	Low pressure steam battery SR-22	1.345
0007-0003	LPB	Low pressure steam battery SR-28/35	2.360
0007-0004	LPB	Low pressure steam battery SR-45/60/80	4.020

### Packing options

CODE WITH OPTIONS	ABBREVIATION	DESCRIPTION	€
0006-0001	WB	Maritime wooden packing SR-11	450
0006-0002	WB	Maritime wooden packing SR-14/18	470
0006-0003	WB	Maritime wooden packing SR-22	510
0006-0004	WB	Maritime wooden packing SR-28	565
0006-0005	WB	Maritime wooden packing SR-35	585
0006-0006	WB	Maritime wooden packing SR-45	650
0006-0007	WB	Maritime wooden packing SR-60	655
0006-0008	WB	Maritime wooden packing SR-80	665

### Outer casing options

CODE WITH OPTIONS	ABBREV.	DESCRIPTION	€
0002-0001	SSC	Stainless steel front and side panels 11	300
0002-0002	SSC	Stainless steel front and side panels 14/18	300
0002-0003	SSC	Stainless steel front and side panels 22	350
0002-0004	SSC	Stainless steel front and side panels 28	370
0002-0005	SSC	Stainless steel front and side panels 35	370
0002-0006	SSC	Stainless steel front and side panels 45	650
0002-0007	SSC	Stainless steel front and side panels 60	705
0002-0008	SSF	Stainless steel front and side panels 80	760
0002-0020	SSF	Front panel in stainless steel 11/14/18	120
0002-0021	SSF	Front panel in stainless steel 22	170
0002-0022	SSF	Front panel in stainless steel 28/35	180
0002-0023	SSF	Front panel in stainless steel 45/60/80	300

### Voltage options

CODE WITH OPTIONS	ABBREVIATION	DESCRIPTION	€
0008-0005	400V 3N 60 Hz	400V 3N 60 Hz, SR-11-35	190
0008-0015	400V 3N 60 Hz	400V 3N 60 Hz, SR 45-80 E/V	585
0008-0020	400V 3N 60 Hz	400V 3N 60 Hz, SR-45-80 G	860
0008-0025	230V 3~ 50 Hz	230V 3~ 50 Hz, SR-11/14/18 E	245
0008-0035	230V 3~ 50 Hz	230V 3~ 50 Hz, SR-22-35 E	315
0008-0040	230V 3~ 50 Hz	230V 3~ 50 Hz, SR-45-80 G/V	0
0008-0045	230V 3~ 60 Hz	230V 3~ 60 Hz, SR-11/14/18 E	315
0008-0050	230V 3~ 60 Hz	230V 3~ 60 Hz, SR-22/35 E	505
0008-0055	230V 3~ 60 Hz	230V 3~ 60 Hz, SR-11/35 G/V	190
0008-0060	230V 3~ 60 Hz	230V 3~ 60 Hz, SR-45/80 V	585
0008-0065	230V 3~ 60 Hz	230V 3~ 60 Hz, SR-45/80 G	830
0008-0080	230V 1N 50 Hz	230V 1N 50 Hz, SR-11 E	470
0008-0100	400V 3~ 50 Hz	400V 3~ 50 Hz, SR-60-80	995
0008-0110	440/480V 3~ 60 Hz	440/480V 3~ 60 Hz, SR-11/14/18 TP2 PLUS	1.065
0008-0115	440/480V 3~ 60 Hz	440/480V 3~ 60 Hz, SR-22-35	1.065
0008-0165	440/480V 3~ 60 Hz	440/480V 3~ 60 Hz, SR-45-80	1.155

# Single pocket dryers

11 - 14 - 18 - 22 - 28 - 35 - 45 - 60 - 80 kg

FagorKconnect  
Laundry



SR-11 TP2

SR-35 TP2

## General characteristics

- FagorKconnect - Standard IOT connectivity.
- Touch Plus Control Processor (TP2): 7" touchscreen.
- External steel casing with grey coating (skinplate), stainless steel, easy to clean finish.
- Stainless steel drum.
- Axial-radial airflow, resulting in greater drying efficiency.
- Drum with stamped perforations for the gentle treatment of fabrics.
- Lint filter at the bottom, more ergonomic, larger and improved airflow.
- Automatic reverse rotation of the drum.
- Frequency inverter for smoother operation.
- Ergonomic door with a large opening and the option of double glazing.
- Anti-wrinkle system.
- Standard gas models for propane gas (natural gas on request)

MODEL (#)	CODE (*)		CAPACITY KG.		PRODUCTION KG/H	DOOR Ø (MM)	HEATING TYPE	POWER KW		VOLT (**)	DIMENSIONS MM	€
	STANDARD	WITH OPTIONS	(1:18)	(1:20)				HEATING	TOTAL ELEC.			
SR-11 TP2 E	19071860	18003083	11,7	10,5	22	574	Elec	12	12,67	V	785x855x1.694	5.050
SR-11 TP2 G	19071861	18003084	11,7	10,5	31	574	Gas	20,51	0,67	M	785x855x1.694	5.180
SR-11 TP2 S	19071862	18003085	11,7	10,5	22	574	Steam	30	0,67	M	785x855x1.694	5.690
SR-14 TP2 E	19084977	18003880	15	13,5	29	574	Elec	18	18,67	V	785x989x1.694	5.180
SR-14 TP2 G	19084978	18003881	15	13,5	33	574	Gas	20,51	0,67	M	785x989x1.694	5.300
SR-14 TP2 S	19084979	18003882	15	13,5	29	574	Steam	30	0,67	M	785x989x1.694	5.815
SR-18 TP2 E	19071872	18003094	18,3	16,5	30	574	Elec	18	18,67	V	785x1.125x1.694	5.300
SR-18 TP2 G	19071873	18003095	18,3	16,5	34	574	Gas	20,51	0,67	M	785x1.125x1.694	5.430
SR-18 TP2 S	19071874	18003096	18,3	16,5	30	574	Steam	30	0,67	M	785x1.125x1.694	5.940
SR-22 TP2 E	19071882	18003105	24,4	22	40	574	Elec	24	24,97	V	890x1.255x1.812	6.075
SR-22 TP2 G	19071883	18003106	24,4	22	45	574	Gas	31	0,97	M	890x1.255x1.812	6.205
SR-22 TP2 S	19071884	18003107	24,4	22	40	574	Steam	49,2	0,97	M	890x1.255x1.812	7.095
SR-28 TP2 E	19071893	18003116	30,6	27,5	52	802	Elec	30	31,15	V	985x1.054x1.975	6.850
SR-28 TP2 G	19071894	18003117	30,6	27,5	61	802	Gas	41	1,15	M	985x1.054x1.975	6.920
SR-28 TP2 S	19071895	18003118	30,6	27,5	52	802	Steam	50,1	1,15	M	985x1.054x1.975	7.610
SR-35 TP2 E	19071902	18003125	36,7	33	64	802	Elec	36	37,15	V	985x1.210x1.975	7.550
SR-35 TP2 G	19071359	18003126	36,7	33	73	802	Gas	41	1,15	M	985x1.210x1.975	7.610
SR-35 TP2 S	19071903	18003127	36,7	33	64	802	Steam	50,1	1,15	M	985x1.210x1.975	8.435
SR-45 TP2 E	19106344	18007620	50	45	90	802	Elec	54	55,9	V	1.270x1.106x2.380	12.175
SR-45 TP2 G	19106345	18007621	50	45	96	802	Gas	60	1,9	T	1.270x1.106x2.380	12.230
SR-45 TP2 S	19106346	18007622	50	45	90	802	Steam	91	1,9	T	1.270x1.106x2.380	13.755
SR-60 TP2 E	19106353	18007629	66,7	60	129	802	Elec	72	74,25	V	1.270x1.366x2.380	14.215
SR-60 TP2 G	19106354	18007630	66,7	60	144	802	Gas	90	2,25	T	1.270x1.366x2.380	14.275
SR-60 TP2 S	19106355	18007631	66,7	60	129	802	Steam	128	2,25	T	1.270x1.366x2.380	15.800
SR-80 TP2 E	19106362	18007638	83,3	75	136	802	Elec	72	74,65	V	1.270x1.598x2.380	17.920
SR-80 TP2 G	19106363	18007639	83,3	75	188	802	Gas	120	2,65	T	1.270x1.598x2.380	17.980
SR-80 TP2 S	19106364	18007640	83,3	75	136	802	Steam	128	2,65	T	1.270x1.598x2.380	19.505

(\*) : STANDARD Code: Use this code for orders of machines which do not include any option or version different to standard. The retail price is as indicated in the table.  
WITH OPTIONS Code: Use this code for orders of machines which include any option or options from the table OPTIONS FOR DRYERS.  
The retail price is calculated by adding the price increases for each option to the retail price of the standard code.

(#) : MODEL : Heating Systems.  
E : Resistance heating.  
G : Gas heating system. Ignition system. (Butane, Propane, Natural, etc.).  
S : Steam heating. External generators. Steam intake pressure: 6-9 bar.

(\*\*) : T : Code for 230 V III / 400 V III +N (Three-phase) 50/60 Hz.  
M : SINGLE PHASE Model (230 V 1+N), 230 V III (Three-phase) - 400 V III +N (Three-phase) 50/60 Hz.  
V : Code for 400 V III +N (Three-phase) 50 Hz. (Optional, 230 V III) 50 Hz.  
FOR BOATS : Only models with electric heating. Voltage for boats 440 V III - without neutral - 60 Hz.



Options for **ADVANCE** dryers 11 - 14 - 18 - 22 - 28 - 35 - 45 - 60 - 80 kg

Versions and options available to include in configurable codes "18".

Factory assembly for machines ordered with their configurable code.

CODE	CODE WITH OPTIONS	ABBREVIATION	DESCRIPTION	€
19072542	0005-0001	IMC	iDRY Humidity sensor	660
-	0003-0001	DG	Double doorglass SR-11-28	120
-	0003-0002	DG	Double doorglass SR-35-80	175
-	0004-0001	FEX	Fire extinguisher SR-11/14/18	220
-	0004-0002	FEX	Fire extinguisher SR-22/28	220
-	0004-0003	FEX	Fire extinguisher SR-35	220
-	0004-0004	FEX	Fire extinguisher SR-45	220
-	0004-0005	FEX	Fire extinguisher SR-60/80	220
-	0001-0001	RD	Opposite door opening SR-11-35	0
-	0001-0002	RD	Opposite door opening SR-45-80	65
-	0035-0001	TR	Tropicalized model	125
-	0038-0001	DS	Dosing-spraying	680
-	0034-0001	AF	Back panel with air filter 11-14-18-22-28-35	190
-	0034-0002	AF	Back panel with air filter 45-60-80	370
-	0033-0002	F06	Fluff filter with grid 0,6 mm (standard is 0,3 mm)	0
-	0033-0003	F12	Fluff filter with grid 1,2 mm (standard is 0,3 mm)	0
-	0077-0001	RP	Reduced power (12 kW instead of 18 kW) SR-14/18 Electric	0
-	0407-0002	GA	Automatic guillotine door	5.100
-	0407-0001	GM	Manual guillotine door	2.215
-	0408-0001	TS	Front dumper kit	4.930
-	0412-0002	NG	NG (Natural Gas) option	0

New

Steam options

CODE WITH OPTIONS	ABBREV.	DESCRIPTION	€
0007-0005	BSS	Steam battery in stainless steel SR-11/14/18	1.810
0007-0006	BSS	Steam battery in stainless steel SR-22	1.870
0007-0007	BSS	Steam battery in stainless steel SR-28/35	1.555
0007-0001	LPB	Low pressure steam battery SR-11/14/18	1.290
0007-0002	LPB	Low pressure steam battery SR-22	1.345
0007-0003	LPB	Low pressure steam battery SR-28/35	2.360
0007-0004	LPB	Low pressure steam battery SR-45/60/80	4.020

Packing options

CODE WITH OPTIONS	ABBREV.	DESCRIPTION	€
0006-0001	WB	Maritime wooden packing SR-11	450
0006-0002	WB	Maritime wooden packing SR-14/18	470
0006-0003	WB	Maritime wooden packing SR-22	510
0006-0004	WB	Maritime wooden packing SR-28	565
0006-0005	WB	Maritime wooden packing SR-35	585
0006-0006	WB	Maritime wooden packing SR-45	650
0006-0007	WB	Maritime wooden packing SR-60	655
0006-0008	WB	Maritime wooden packing SR-80	665

Outer casing options

CODE WITH OPTIONS	ABBREV.	DESCRIPTION	€
0002-0001	SSC	Stainless steel front and side panels 11	300
0002-0002	SSC	Stainless steel front and side panels 14/18	300
0002-0003	SSC	Stainless steel front and side panels 22	350
0002-0004	SSC	Stainless steel front and side panels 28	370
0002-0005	SSC	Stainless steel front and side panels 35	370
0002-0006	SSC	Stainless steel front and side panels 45	650
0002-0007	SSC	Stainless steel front and side panels 60	705
0002-0008	SSC	Stainless steel front and side panels 80	760
0002-0020	SSF	Front panel in stainless steel 11/14/18	120
0002-0021	SSF	Front panel in stainless steel 22	170
0002-0022	SSF	Front panel in stainless steel 28/35	180
0002-0023	SSF	Front panel in stainless steel 45/60/80	300

Voltage options

CODE WITH OPTIONS	ABBREVIATION	DESCRIPTION	€
0008-0005	400V 3N 60 Hz	400V 3N 60 Hz SR 11-35	190
0008-0015	400V 3N 60 Hz	400V 3N 60 Hz SR 45-80 E/V	585
0008-0020	400V 3N 60 Hz	400V 3N 60 Hz SR 45-80 G	860
0008-0025	230V 3~ 50 Hz	230V 3~ 50 Hz SR 11-18 E	245
0008-0035	230V 3~ 50 Hz	230V 3~ 50 Hz SR 22-35 E	315
0008-0040	230V 3~ 50 Hz	230V 3~ 50 Hz SR 45-80 G/V	0
0008-0045	230V 3~ 60 Hz	230V 3~ 60 Hz SR 11-18 E	315
0008-0050	230V 3~ 60 Hz	230V 3~ 60 Hz SR 22-35 E	505
0008-0055	230V 3~ 60 Hz	230V 3~ 60 Hz SR 11-35 G/V	190
0008-0060	230V 3~ 60 Hz	230V 3~ 60 Hz SR 45-80 E/V	585
0008-0065	230V 3~ 60 Hz	230V 3~ 60 Hz SR 45-80 G	830
0008-0080	230V 1N 50 Hz	230V 1N 50 Hz SR 11 E	470
0008-0100	400V 3~ 50 Hz	400V 3~ 50 Hz SR 60-80	995
0008-0105	440/480V 3~ 60 Hz	440/480V 3~ 60 Hz SR 11-18	580
0008-0115	440/480V 3~ 60 Hz	440/480V 3~ 60 Hz SR 22-35	1.065
0008-0165	440/480V 3~ 60 Hz	440/480V 3~ 60 Hz SR 45-80	1.155

# Single pocket dryers

11 - 14 - 18 - 22 - 28 - 35 - 45 - 60 - 80 kg



SR-11 M

SR-45 M

## General characteristics

- Easy Control Processor (M) with time and temperature control.
- External steel casing with grey coating (skinplate), stainless steel, easy to clean finish.
- Stainless steel drum.
- Axial-radial airflow, resulting in greater drying efficiency.
- Drum with stamped perforations for the gentle treatment of fabrics.
- Lint filter at the bottom, more ergonomic, larger and improved airflow.
- Automatic reverse rotation of the drum.
- Frequency inverter for smoother operation.
- Ergonomic door with a large opening and the option of double glazing.
- Anti-wrinkle system.
- Standard gas models for propane gas (natural gas on request)

MODEL (#)	CODE (*)		CAPACITY KG.		PRODUCTION KG/H	DOOR Ø (MM)	HEATING TYPE	POWER KW		VOLT (**)	DIMENSIONS MM	€
	STANDARD	WITH OPTIONS	(1:18)	(1:20)				HEATING	TOTALELEC.			
SR-11 M E	19071857	18003080	11,7	10,5	22	574	Elec	12	12,67	V	785x855x1.694	4.580
SR-11 M G	19071858	18003081	11,7	10,5	31	574	Gas	20,51	0,67	M	785x855x1.694	4.835
SR-11 M S	19071859	18003082	11,7	10,5	22	574	Steam	30	0,67	M	785x855x1.694	5.200
SR-14 M E	19084974	18003877	15	13,5	29	574	Elec	18	18,67	V	785x989x1.694	4.705
SR-14 M G	19084975	18003878	15	13,5	33	574	Gas	20,51	0,67	M	785x989x1.694	4.895
SR-14 M S	19084976	18003879	15	13,5	29	574	Steam	30	0,67	M	785x989x1.694	5.325
SR-18 M E	19071868	18003091	18,3	16,5	30	574	Elec	18	18,67	V	785x1.125x1.694	4.835
SR-18 M G	19071870	18003092	18,3	16,5	34	574	Gas	20,51	0,67	M	785x1.125x1.694	4.955
SR-18 M S	19071871	18003093	18,3	16,5	30	574	Steam	30	0,67	M	785x1.125x1.694	5.450
SR-22 M E	19071880	18003102	24,4	22	40	574	Elec	24	24,97	V	890x1.255x1.812	5.590
SR-22 M G	19071361	18003103	24,4	22	45	574	Gas	31	0,97	M	890x1.255x1.812	5.835
SR-22 M S	19071881	18003104	24,4	22	40	574	Steam	49,2	0,97	M	890x1.255x1.812	6.655
SR-28 M E	19071890	18003113	30,6	27,5	52	802	Elec	30	31,15	V	985x1.054x1.975	6.595
SR-28 M G	19071891	18003114	30,6	27,5	61	802	Gas	41	1,15	M	985x1.054x1.975	6.660
SR-28 M S	19071892	18003115	30,6	27,5	52	802	Steam	50,1	1,15	M	985x1.054x1.975	7.345
SR-35 M E	19071899	18003122	36,7	33	64	802	Elec	36	37,15	V	985x1.210x1.975	7.275
SR-35 M G	19071900	18003123	36,7	33	73	802	Gas	41	1,15	M	985x1.210x1.975	7.345
SR-35 M S	19071901	18003124	36,7	33	64	802	Steam	50,1	1,15	M	985x1.210x1.975	8.145
SR-45 M E	19106341	18007617	50	45	90	802	Elec	54	55,9	V	1.270x1.106x2.380	11.675
SR-45 M G	19106342	18007618	50	45	96	802	Gas	60	1,9	T	1.270x1.106x2.380	11.735
SR-45 M S	19106343	18007619	50	45	90	802	Steam	91,3	1,9	T	1.270x1.106x2.380	13.230
SR-60 M E	19106350	18007626	66,7	60	129	802	Elec	72	74,25	V	1.270x1.366x2.380	13.675
SR-60 M G	19106351	18007627	66,7	60	144	802	Gas	90	2,25	T	1.270x1.366x2.380	13.740
SR-60 M S	19106352	18007628	66,7	60	129	802	Steam	128	2,25	T	1.270x1.366x2.380	15.235
SR-80 M E	19106359	18007635	83,3	75	136	802	Elec	72	74,65	V	1.270x1.598x2.380	17.310
SR-80 M G	19106360	18007636	83,3	75	188	802	Gas	120	2,65	T	1.270x1.598x2.380	17.375
SR-80 M S	19106361	18007637	83,3	75	136	802	Steam	128	2,65	T	1.270x1.598x2.380	18.865

(\*) : STANDARD Code: Use this code for orders of machines which do not include any option or version different to standard. The retail price is as indicated in the table.  
 WITH OPTIONS Code: Use this code for orders of machines which include any option or options from the table OPTIONS FOR DRYERS.  
 The retail price is calculated by adding the price increases for each option to the retail price of the standard code.

(#): MODEL : Heating Systems.  
 E : Resistance heating.  
 G : Gas heating system. Ignition system. (Butane, Propane, Natural, etc.).  
 S : Steam heating. External generators. Steam intake pressure: 6-9 bar.

(\*\*): T : Code for 230 V III / 400 V III +N (Three-phase) 50/60 Hz.  
 M : SINGLE PHASE Model (230 V 1+N), 230 V III (Three-phase) - 400 V III +N (Three-phase) 50/60 Hz.  
 V : Code for 400 V III +N (Three-phase) 50 Hz. (Optional, 230 V III) 50 Hz.  
 FOR BOATS : Only models with electric heating. Voltage for boats 440 V III - without neutral - 60 Hz.

## Options for **CONCEPT** dryers 11 - 14 - 18 - 22 - 28 - 35 - 45 - 60 - 80 kg

Versions and options available to include in configurable codes "18".

Factory assembly for machines ordered with their configurable code.

CODE WITH OPTIONS	ABBREVIATION	DESCRIPTION	€
0003-0001	DG	Double doorglass SR-11-28	120
0003-0002	DG	Double doorglass SR-35-80	175
0001-0001	RD	Opposite door opening SR-11-35	0
0001-0002	RD	Opposite door opening SR-45-80	65
0049-0001	BMS	M programmer display for 11 to 35kg	185
0034-0001	AF	Back panel with air filter 11-14-18-22-28-35	190
0034-0002	AF	Back panel with air filter 45-60-80	370
0033-0002	F06	Fluff filter with grid 0,6 mm (standard is 0,3 mm)	0
0033-0003	F12	Fluff filter with grid 1,2 mm (standard is 0,3 mm)	0
0077-0001	RP	Reduced power (12 kW instead of 18 kW) SR-14/18 Electric	0
0407-0001	GM	Manual guillotine door	2.215
0412-0002	NG	NG (Natural Gas) option	0

New

### Steam options

CODE WITH OPTIONS	ABBREVIATION	DESCRIPTION	€
0007-0005	BSS	Steam battery in stainless steel SR-11/14/18	1.810
0007-0006	BSS	Steam battery in stainless steel SR-22	1.870
0007-0007	BSS	Steam battery in stainless steel SR-28/35	1.555
0007-0001	LPB	Low pressure steam battery SR-11/14/18	1.290
0007-0002	LPB	Low pressure steam battery SR-22	1.345
0007-0003	LPB	Low pressure steam battery SR-28/35	2.360
0007-0004	LPB	Low pressure steam battery SR-45/60/80	4.020

### Packing options


CODE WITH OPTIONS	ABBREVIATION	DESCRIPTION	€
0006-0001	WB	Maritime wooden packing SR-11	450
0006-0002	WB	Maritime wooden packing SR-14/18	470
0006-0003	WB	Maritime wooden packing SR-22	510
0006-0004	WB	Maritime wooden packing SR-28	565
0006-0005	WB	Maritime wooden packing SR-35	585
0006-0006	WB	Maritime wooden packing SR-45	650
0006-0007	WB	Maritime wooden packing SR-60	655
0006-0008	WB	Maritime wooden packing SR-80	665

### Outer casing options

CODE WITH OPTIONS	ABBREVIATION	DESCRIPTION	€
0002-0001	SSC	Stainless steel front and side panels 11	300
0002-0002	SSC	Stainless steel front and side panels 14/18	300
0002-0003	SSC	Stainless steel front and side panels 22	350
0002-0004	SSC	Stainless steel front and side panels 28	370
0002-0005	SSC	Stainless steel front and side panels 35	370
0002-0006	SSC	Stainless steel front and side panels 45	650
0002-0007	SSC	Stainless steel front and side panels 60	705
0002-0008	SSC	Stainless steel front and side panels 80	760
0002-0020	SSF	Front panel in stainless steel 11/14/18	120
0002-0021	SSF	Front panel in stainless steel 22	170
0002-0022	SSF	Front panel in stainless steel 28/35	180
0002-0023	SSF	Front panel in stainless steel 45/60/80	300

### Voltage options

CODE WITH OPTIONS	ABBREVIATION	DESCRIPTION	€
0008-0005	400V 3N 60 Hz	400V 3N 60 Hz, SR-11-35	190
0008-0015	400V 3N 60 Hz	400V 3N 60 Hz, SR-45-80 E/V	585
0008-0020	400V 3N 60 Hz	400V 3N 60 Hz, SR-45-80 G	860
0008-0025	230V 3~ 50 Hz	230V 3~ 50 Hz, SR-11/14/18 E	245
0008-0035	230V 3~ 50 Hz	230V 3~ 50 Hz, SR-22-35 E	315
0008-0040	230V 3~ 50 Hz	230V 3~ 50 Hz, SR-45-80 G	0
0008-0045	230V 3~ 60 Hz	230V 3~ 60 Hz, SR-11/14/18 E	315
0008-0050	230V 3~ 60 Hz	230V 3~ 60 Hz, SR-22,35 E	505
0008-0055	230V 3~ 60 Hz	230V 3~ 60 Hz, SR-11-35 G/V	190
0008-0060	230V 3~ 60 Hz	230V 3~ 60 Hz, SR-45-80 E/V	585
0008-0065	230V 3~ 60 Hz	230V 3~ 60 Hz, SR-45-80 G	830
0008-0080	230V 1N 50 Hz	230V 1N 50 Hz, SR-11 E	470
0008-0100	400V 3~ 50 Hz	400V 3~ 50 Hz, SR-60-80	995
0008-0105	440/480V 3~ 60 Hz	440/480V 3~ 60 Hz, SR-11/14/18	580
0008-0115	440/480V 3~ 60 Hz	440/480V 3~ 60 Hz, SR-22-35	1.065
0008-0165	440/480V 3~ 60 Hz	440/480V 3~ 60 Hz, SR-45-80	1.155



New display option for M electronic control (models from 11 to 35 kg) that allows to display time, temperature and program.

Economic line

# Single pocket dryers

11 - 14 - 18 - 22 - 28 - 35 kg



## General characteristics

- Easy Control Processor (M) with time and temperature control.
- Galvanised drum.
- Panels painted white.
- Automatic reverse rotation of the drum.
- Lint filter, on the inside, larger and improved airflow.
- Frequency inverter for moother operation.
- Ergonomic door with large opening.
- Anti-wrinkle system.
- Standard gas models for propane gas (natural gas on request)

MODEL (#)	CODE (*)		CAPACITY KG.		PRODUCTION KG/H	DOOR Ø (MM)	HEATING TYPE	POWER KW		VOLT (**)	DIMENSIONS MM	€
	STANDARD	WITH OPTIONS	(1:18)	(1:20)				HEATING	TOTAL ELEC.			
SC-11 M E	19071866	18003089	11,7	10,5	20	574	Elec	12	12,67	V	785x855x1.694	4.165
SC-11 M G	19071867	18003090	11,7	10,5	29	574	Gas	20,5	0,67	M	785x855x1.694	4.295
SC-14 M E	19084983	18003886	15	13,5	27	574	Elec	18	18,67	V	785x989x1.694	4.295
SC-14 M G	19084984	18003887	15	13,5	30	574	Gas	20,5	0,67	M	785x989x1.694	4.415
SC-18 M E	19071878	18003100	18,3	16,5	28	574	Elec	18	18,67	V	785x1.125x1.694	4.415
SC-18 M G	19071879	18003101	18,3	16,5	32	574	Gas	20,5	0,67	M	785x1.125x1.694	4.540
SC-22 M E	19071888	18003111	24,4	22	34	574	Elec	24	24,97	V	890x1.255x1.812	5.055
SC-22 M G	19071889	18003112	24,4	22	40	574	Gas	31	0,97	M	890x1.255x1.812	5.185
SC-28 M E	19084985	18003888	30,6	27,5	48	802	Elec	30	31,15	V	985x1.054x1.975	6.100
SC-28 M G	19084986	18003889	30,6	27,5	59	802	Gas	41	1,15	M	985x1.054x1.975	6.160
SC-35 M E	19084987	18003890	36,7	33	60	802	Elec	36	37,15	V	985x1.210x1.975	6.790
SC-35 M G	19084988	18003891	36,7	33	64	802	Gas	41	1,15	M	985x1.210x1.975	6.850

(\*) : STANDARD Code: Use this code for orders of machines which do not include any option or version different to standard. The retail price is as indicated in the table.  
 WITH OPTIONS Code: Use this code for orders of machines which include any option or options from the table OPTIONS FOR DRYERS.  
 The retail price is calculated by adding the price increases for each option to the retail price of the standard code.

(#): MODEL : Heating Systems.  
 E : Resistance heating.  
 G : Gas heating system. Ignition system. (Butane, Propane, Natural, etc.).

(\*\*): E : 50 Hz -Optional 60 Hz.  
 G - S: 50 Hz - 60 Hz  
 M : SINGLE PHASE (230 V 1+N), 230 V III (Three-phase) -400 V III +N (Three phase)  
 V : 400 V III +N (Three-phase) (Optional, 230 V III)

## Options for **ECONOMIC LINE** dryers 11 - 14 - 18 - 22 - 28 - 35 kg

Versions and options available to include in configurable codes "18".

Factory assembly for machines ordered with their configurable code.


CÓDIGO CON OPCIONES	ABREVIATURA	DESCRIPCIÓN	€
0001-0001	RD	Opposite door opening 11-35	0
0034-0001	AF	Back panel with air filter 11-14-18-22-28-35	190
0049-0001	BMS	M programmer display for 11 to 35kg	185
0077-0001	RP	Reduced power (12 kW instead of 18 kW) SR-14/18 Electric	0
<b>New</b> 0412-0002	NG	NG (Natural Gas) option	0

### Packing options

CODE WITH OPTIONS	ABBREVIATION	DESCRIPTION	€
0006-0001	WB	Maritime wooden packing SC-11	450
0006-0002	WB	Maritime wooden packing SC-14/18	470
0006-0003	WB	Maritime wooden packing SC-22	510
0006-0004	WB	Maritime wooden packing SC-28	565
0006-0005	WB	Maritime wooden packing SC-35	585

### Voltage options

CODE WITH OPTIONS	ABBREVIATION	DESCRIPTION	€
0008-0005	400V 3N 60 Hz	400V 3N 60 Hz, SC-11-35	190
0008-0025	230V 3~ 50 Hz	230V 3~ 50 Hz, SC-11/14/18 E	245
0008-0035	230V 3~ 50 Hz	230V 3~ 50 Hz, SC-22	315
0008-0045	230V 3~ 60 Hz	230V 3~ 60 Hz, SC-11/14/18 E	315
0008-0050	230V 3~ 60 Hz	230V 3~ 60 Hz, SC-22-28	505
0008-0055	230V 3~ 60 Hz	230V 3~ 60 Hz, SC-11-35 G/V	190
0008-0080	230V 1N 50 Hz	230V 1N 50 Hz, SC-11 E	470
0008-0105	440/480V 3~ 60 Hz	440/480V 3~ 60 Hz, SC-11/14/18	580
0008-0115	440/480V 3~ 60 Hz	440/480V 3~ 60 Hz, SC-22-35	1.065



New display option for M electronic control (models from 11 to 35 kg) that allows to display time, temperature and program.

# Stack dryers



## General characteristics

- **FagorKconnect** - Standard IOT connectivity.
- Fully programable Touch Plus Control "TP2" with 7" colour touchscreen.
- External construction in grey skinplate, aesthetic stainless steel.
- Large loading door (180° opening).
- Automatic reverse rotation of the drum.
- Mixed Flow: axial-radial mixed flow.
- Soft Touch: perforated drum.
- Lint filter at the bottom, more ergonomic, larger and improved airflow.
- Anti-wrinkle system.
- Standard gas models for propane gas (natural gas on request)

MODEL (#)	CODE (*)		CAPACITY KG.		PRODUCTION KG/H	DOOR Ø (MM)	HEATING TYPE	POWER KW		VOLT (**)	DIMENSIONS MM	€
	STANDARD	WITH OPTIONS	(1:18)	(1:20)				HEATING	TOTAL ELEC.			
SR-2-11 TP2 E	19071933	18003158	2x11,7	2x10,5	32	574	Elec	2x12	25,34	V	785x972x1.980	10.025
SR-2-11 TP2 G	19071934	18003159	2x11,7	2x10,5	31	574	Gas	2x12	1,34	M	785x972x1.980	10.150
SR-2-14 TP2 E	19101273	18007099	2x15	2x13,5	34	574	Elec	2x12	25,34	V	785x1.106x1.980	10.335
SR-2-14 TP2 G	19101274	18007100	2x15	2x13,5	34	574	Gas	2x12	1,34	V	785x1.106x1.980	10.460
SR-2-18 TP2 E	19071939	18003164	2x18,3	2x16,5	36	574	Elec	2x12	25,34	M	785x1.242x1.980	10.660
SR-2-18 TP2 G	19071362	18003165	2x18,3	2x16,5	36	574	Gas	2x12	1,34	V	785x1.242x1.980	10.790
SR-2-18 TP2 G POWERED	19071945	18003170	2x18,3	2x16,5	71	574	Gas	2x24	1,94	V	785x1.443x1.980	11.880
SR-2-22 TP2 G	19101279	18007105	2x24,3	2x21,9	88	574	Gas	2x30	1,94	V	870x1.312x2.118	12.465

## Options for stack dryers ADVANCE

CODE	CODE WITH OPTIONS	ABBREVIATION	DESCRIPTION	€
19072543	0005-0002	IMC	iDRY for STACK (order 1 unit per column)	1.320
-	0003-0003	DG	Double doorglass (order 1 unit per column)	235
-	0004-0006	SFEX	Fire extinguisher STACK	445
-	0035-0002	TR	Tropicalized model	245
-	0001-0002	RD	Opposite door opening (order 1 unit per column)	65
-	0038-0002	DS	Dosing-spraying (1 unit x column)	1.360
-	0034-0002	AF	Back panel with air filter (STACK)	370
-	0033-0001	F03	Fluff filter with grid 0,3 mm (standard in STACK is 0,6 mm)	0
<b>New</b>	0412-0002	NG	NG (Natural Gas) option	0

## Outer casing options

CODE WITH OPTIONS	ABBREV.	DESCRIPTION	€
0002-0009	SSC	Stainless steel front and side panels SR-2-11	350
0002-0055	SSC	Stainless steel front and side panels SR-2-14	350
0002-0010	SSC	Stainless steel front and side panels SR-2-18	350
0002-0056	SSC	Stainless steel front and side panels SR-2-22	380
0002-0024	SSF	Front panel in stainless steel SR-2-11/18	140
0002-0057	SSF	Front panel in stainless steel SR-2-22	170

## Voltage options

CODE WITH OPTIONS	ABBREVIATION	DESCRIPTION	€
0008-0095	400V 3~ 50 Hz	400V 3~ 50 Hz 11-18	710
0008-0010	400V 3~ 60 Hz	400V 3N 60 Hz 11-18	370
0008-0070	230V 3~ 60 Hz	230V 3~ 60 Hz 11-18 G	370
0008-0075	230V 3~ 60 Hz	230V 3~ 60 Hz 11-18 E	630
0008-0170	440V/480V 3~ 60 Hz	440V/480V 3~ 60 Hz 11-18	580

## Packing options

CODE WITH OPTIONS	ABBREVIATION	DESCRIPTION	€
0006-0009	WB	Maritime wooden packing SR-2-11	575
0006-0015	WB	Maritime wooden packing SR-2-14	585
0006-0010	WB	Maritime wooden packing SR-2-18	610
0006-0016	WB	Maritime wooden packing SR-2-22	725

# Stack dryers



## General characteristics

- Easy control "M" with the possibility to control the time and the temperature.
- Outer casing in grey skinplate, stainless steel look.
- Large loading door (opening 180°).
- Autoreverse drum, standard in all models.
- Souft touch: perforated drum with stamped holes.
- Lint filter with grid 0,6mm as standard, larger and improved airflow.
- Anti-crease system.
- Stainless Steel drum.
- Mixed flow: Axial-Radial Flow
- Standard gas models for propane gas (natural gas on request)

MODEL (#)	CODE (*)		CAPACITY KG.		PRODUCTION KG/H	DOOR Ø (MM)	HEATING TYPE	POWER KW		VOLT (**)	DIMENSIONS MM	€
	STANDARD	WITH OPTIONS	(1:18)	(1:20)				HEATING	TOTAL ELEC.			
SR-2-11 M E	19071935	18003160	2x11,7	2x10,5	32	574	Elec	2x12	25,34	V	785x972x1.980	9.450
SR-2-11 M G	19071936	18003161	2x11,7	2x10,5	31	574	Gas	2x12	1,34	M	785x972x1.980	9.585
SR-2-14 M E	19101275	18007101	2x15	2x13,5	34	574	Elec	2x12	25,34	V	785x1.106x1.980	9.760
SR-2-14 M G	19101276	18007102	2x15	2x13,5	34	574	Gas	2x12	1,34	V	785x1.106x1.980	9.895
SR-2-18 M E	19071940	18003166	2x18,3	2x16,5	36	574	Elec	2x12	25,34	M	785x1.242x1.980	10.080
SR-2-18 M G	19071941	18003167	2x18,3	2x16,5	36	574	Gas	2x12	1,34	V	785x1.242x1.980	10.205
SR-2-18 M G POWERED	19071946	18003171	2x18,3	2x16,5	71	574	Gas	2x24	1,94	V	785x1.443x1.980	11.290
SR-2-22 M G	19101280	18007106	2x24,3	2x21,9	88	574	Gas	2x30	1,94	V	870x1.312x2.118	11.795

## Options for stack dryers CONCEPT

CODE WITH OPTIONS	ABBREVIATION	DESCRIPTION	€
0003-0003	DG	Double doorglass (order 1 unit per column)	235
0049-0002	BMS	Screen in M programmer (2 units)	365
0033-0001	AF	Fluff filter with grid 0,3 mm (standard in STACK is 0,6 mm)	0
0034-0002	AF	Back panel with air filter (STACK)	370
<b>New</b> 0412-0002	NG	NG (Natural Gas) option	0

## Outer casing options

CODE WITH OPTIONS	ABBREV.	DESCRIPTION	€
0002-0009	SSC	Stainless steel front and side panels SR-2-11	350
0002-0055	SSC	Stainless steel front and side panels SR-2-14	350
0002-0010	SSC	Stainless steel front and side panels SR-2-18	350
0002-0056	SSC	Stainless steel front and side panels SR-2-22	380
0002-0024	SSF	Front panel in stainless steel SR-2-11/18	140
0002-0057	SSF	Front panel in stainless steel SR-2-22	170

## Voltage options

CODE WITH OPTIONS	ABBREVIATION	DESCRIPTION	€
0008-0095	400V 3~ 50 Hz	400V 3~ 50 Hz 11-18	710
0008-0010	400V 3~ 60 Hz	400V 3N 60 Hz 11-18	370
0008-0070	230V 3~ 60 Hz	230V 3~ 60 Hz 11/18 G	370
0008-0075	230V 3~ 60 Hz	230V 3~ 60 Hz 11/18 E	630
0008-0170	440V/480V 3~ 60 Hz	440V/480V 3~ 60 Hz 11-18	580

## Packing options

CODE WITH OPTIONS	ABBREVIATION	DESCRIPTION	€
0006-0009	WB	Maritime wooden packing SR-2-11	575
0006-0015	WB	Maritime wooden packing SR-2-14	585
0006-0010	WB	Maritime wooden packing SR-2-18	610
0006-0016	WB	Maritime wooden packing SR-2-22	725

Economic line

# Stack dryers



## General characteristics

- Easy control "M" with the possibility to control the time and the temperature.
- White painted panels.
- Large loading door (opening 180°).
- Autoreverse drum, standard in all models.
- Galvanized Steel drum.
- Lint filter with grid 0,6mm as standard, larger and improved airflow.
- Anti-crease system.
- Standard gas models for propane gas (natural gas on request)

MODEL (#)	CODE (*)		CAPACITY KG.		PRODUCTION KG/H	DOOR Ø (MM)	HEATING TYPE	POWER KW		VOLT (**)	DIMENSIONS MM	€
	STANDARD	WITH OPTIONS	(1:18)	(1:20)				HEATING	TOTAL ELEC.			
SC-2-11 M E	19071937	18003162	2x11,7	2x10,5	32	574	Elec	2x12	25,34	V	785x972x1.980	9.085
SC-2-11 M G	19071938	18003163	2x11,7	2x10,5	31	574	Gas	2x12	1,34	M	785x972x1.980	9.215
SC-2-14 M E	19101277	18007103	2x15	2x13,5	34	574	Elec	2x12	25,34	V	785x1.106x1.980	9.330
SC-2-14 M G	19101278	18007104	2x15	2x13,5	34	574	Gas	2x12	1,34	V	785x1.106x1.980	9.360
SC-2-18 M E	19071942	18003168	2x18,3	2x16,5	36	574	Elec	2x12	25,34	M	785x1.242x1.980	9.585
SC-2-18 M G	19071943	18003169	2x18,3	2x16,5	36	574	Gas	2x12	1,34	V	785x1.242x1.980	9.710
SC-2-18 M G POWERED	19071947	18003172	2x18,3	2x16,5	71	574	Gas	2x24	1,94	V	785x1.443x1.980	10.925
SC-2-22 M G	19101281	18007107	2x24,3	2x21,9	88	574	Gas	2x30	1,94	V	870x1.312x2.118	11.210

## Options for stack dryers ECONOMIC-LINE

CODE WITH OPTIONS	ABBREVIATION	DESCRIPTION	€
0049-0002	BMS	Screen in M programmer (2 units)	365
0033-0001	F03	Fluff filter with grid 0,3 mm (standard in STACK is 0,6 mm)	0
0034-0002	AF	Back panel with air filter (STACK)	370
<b>New</b> 0412-0002	NG	NG (Natural Gas) option	0

## Packing options

CODE WITH OPTIONS	ABBREVIATION	DESCRIPTION	€
0006-0009	WB	Maritime wooden packing SC-2-11	575
0006-0015	WB	Maritime wooden packing SC-2-14	585
0006-0010	WB	Maritime wooden packing SC-2-18	610
0006-0016	WB	Maritime wooden packing SC-2-22	725

## Voltage options

CODE WITH OPTIONS	ABBREVIATION	DESCRIPTION	€
0008-0095	400V 3~ 50 Hz	400V 3~ 50 Hz 11-18	710
0008-0010	400V 3~ 60 Hz	400V 3N 60 Hz 11-18	370
0008-0070	230V 3~ 60 Hz	230V 3~ 60 Hz 11/18 G	370
0008-0075	230V 3~ 60 Hz	230V 3~ 60 Hz 11/18 E	630
0008-0170	440V/480V 3~ 60 Hz	440V/480V 3~ 60 Hz 11-18	580

(\*) : STANDARD Code: Use this code for orders of machines which do not include any option or version different to standard. The retail price is as indicated in the table.  
WITH OPTIONS Code: Use this code for orders of machines which include any option or options from the table OPTIONS FOR DRYERS.  
The retail price is calculated by adding the price increases for each option to the retail price of the standard code.

(#): MODEL : Heating Systems  
E : Resistance heating.  
G : Gas heating system. Ignition system. (Butane, Propane, Natural, etc.).

(\*\*): E : 50 Hz -Optional 60 Hz.  
G - S: 50 Hz - 60 Hz  
M : SINGLE PHASE (230 V 1+N), 230 V III (Three-phase) -400 V III +N (Three phase)  
V : 400 V III +N (Three-phase) (Optional, 230 V III)



# Heat pump dryers

11 - 16 - 23 kg



## General characteristics

- TOUCH PLUS CONTROL: colour touchscreen (7" on the ADVANCE+ range and 7" on the ADVANCE range).
- External steel casing with grey coating (skinplate), stainless steel, easy to clean finish.
- Large loading door (180° opening).
- Double glazed door as standard on the ADVANCE+ range.
- The iDRY function, the intelligent moisture detector, as standard (optional on the ADVANCE range).
- Reverse spin as standard on all models.
- Stainless steel drum as standard.
- Soft Touch: Axially and radially perforated drum for the gentle treatment of fabrics, and achieving improved air circulation.
- Lint filter at the bottom, more ergonomic, larger and improved airflow.
- Anti-crease system.
- 100% air recirculation: Advance + dryers do not require a vapour outlet to the outside. These models use water for refrigeration, which can be reused during washing. Low energy consumption.

MODEL	CODE (*)		CAPACITY KG.		PRODUC. KG/H	DOOR Ø (MM)	POWER KW				VOLT (**)	DIMENSIONS MM	€
	STANDARD	WITH OPTIONS	(1:18)	(1:25)			MOTOR	FAN	HEAT.	TOTAL			
SR-11 TP2 PLUS HP	19071951	18003176	11,7	10,5	16	574	0,37	0,55	7,8	8,77	T	785x1.255x1.694	15.645
SR-16 TP2 PLUS HP	19071952	18003177	18,3	16,5	20	574	0,37	0,55	7,8	8,77	T	785x1.525x1.694	16.030
SR-23 TP2 PLUS HP	19071953	18003178	24,3	21,9	22	574	0,37	0,55	7,8	8,77	T	890x1.595x1.812	17.205

## Options for HEAT PUMP DRYERS 11 - 16 - 23 kg

CODE WITH OPTIONS	ABBREVIATION	DESCRIPTION	€
0001-0001	RD	Opposite door opening SR-11-23	0
0035-0001	TR	Tropicalized model	125

## Outer casing options

CODE WITH OPTIONS	ABBREVIATION	DESCRIPTION	€
0002-0011	SSC	Stainless steel front and side panels 11 HP	350
0002-0012	SSC	Stainless steel front and side panels 16 HP	350
0002-0013	SSC	Stainless steel front and side panels 23 HP	370
0002-0020	SSF	Front panel in stainless steel 11/16 HP	120
0002-0021	SSF	Front panel in stainless steel 23 HP	170

## Packing options

CODE WITH OPTIONS	ABBREVIATION	DESCRIPTION	€
0006-0001	WB	Maritime wooden packing 11 HP	525
0006-0002	WB	Maritime wooden packing 16 HP	575
0006-0003	WB	Maritime wooden packing 23 HP	615

## Voltage options

CODE WITH OPTIONS	ABBREVIATION	DESCRIPTION
0008-0041	230V 3~ 50 Hz	230V 3~ 50 Hz 11/16 HP
0008-0076	230V 3~ 60 Hz	230V 3~ 60 Hz 11/16 HP

(\*) : STANDARD Code: Use this code for orders of machines which do not include any option or version different to standard. The retail price is as indicated in the table.  
 WITH OPTIONS Code: Use this code for orders of machines which include any option or options from the table OPTIONS FOR DRYERS.  
 The retail price is calculated by adding the price increases for each option to the retail price of the standard code.

(\*\*): T : 230 V III - 400 V III +N.

**Voltages to be connected single pocket: ADVANCE PLUS**

MODEL	230V I + N	230V I + N	230V III	230V III	400V III+N	400V III+N	400V III	400V III	440-480V III
	50 Hz	60 Hz	50 Hz	60 Hz	50 Hz	60 Hz	50 Hz	60 Hz	60 Hz
SR-11 TP2 PLUS E	OPT	OPT	OPT	OPT	STD	OPT	OPT	OPT	OPT
SR-11 TP2 PLUS G	STD	STD	N/A	N/A	N/A	N/A	OPT	OPT	OPT
SR-11 TP2 PLUS S	STD	STD	N/A	N/A	N/A	N/A	OPT	OPT	OPT
SR-14 TP2 PLUS E	N/A	N/A	OPT	OPT	STD	OPT	OPT	OPT	OPT
SR-14 TP2 PLUS G	STD	STD	N/A	N/A	N/A	N/A	OPT	OPT	OPT
SR-14 TP2 PLUS S	STD	STD	N/A	N/A	N/A	N/A	OPT	OPT	OPT
SR-18 TP2 PLUS E	N/A	N/A	OPT	OPT	STD	OPT	OPT	OPT	OPT
SR-18 TP2 PLUS G	STD	STD	N/A	N/A	N/A	N/A	OPT	OPT	OPT
SR-18 TP2 PLUS S	STD	STD	N/A	N/A	N/A	N/A	OPT	OPT	OPT
SR-22 TP2 PLUS E	N/A	N/A	OPT	OPT	STD	OPT	OPT	OPT	OPT
SR-22 TP2 PLUS G	STD	STD	N/A	N/A	N/A	N/A	OPT	OPT	OPT
SR-22 TP2 PLUS S	STD	STD	N/A	N/A	N/A	N/A	OPT	OPT	OPT
SR-28 TP2 PLUS E	N/A	N/A	OPT	OPT	STD	OPT	OPT	OPT	OPT
SR-28 TP2 PLUS G	STD	STD	N/A	N/A	N/A	N/A	OPT	OPT	OPT
SR-28 TP2 PLUS S	STD	STD	N/A	N/A	N/A	N/A	OPT	OPT	OPT
SR-35 TP2 PLUS E	N/A	N/A	OPT	OPT	STD	OPT	OPT	OPT	OPT
SR-35 TP2 PLUS G	STD	STD	N/A	N/A	N/A	N/A	OPT	OPT	OPT
SR-35 TP2 PLUS S	STD	STD	N/A	N/A	N/A	N/A	OPT	OPT	OPT
SR-45 TP2 PLUS E	N/A	N/A	OPT	OPT	STD	OPT	OPT	OPT	OPT
SR-45 TP2 PLUS G	N/A	N/A	OPT	OPT	STD	OPT	OPT	OPT	OPT
SR-45 TP2 PLUS S	N/A	N/A	OPT	OPT	STD	OPT	OPT	OPT	OPT
SR-60 TP2 PLUS E	N/A	N/A	OPT	OPT	STD	OPT	OPT	OPT	OPT
SR-60 TP2 PLUS G	N/A	N/A	OPT	OPT	STD	OPT	OPT	OPT	OPT
SR-60 TP2 PLUS S	N/A	N/A	OPT	OPT	STD	OPT	OPT	OPT	OPT
SR-80 TP2 PLUS E	N/A	N/A	OPT	OPT	STD	OPT	OPT	OPT	OPT
SR-80 TP2 PLUS G	N/A	N/A	OPT	OPT	STD	OPT	OPT	OPT	OPT
SR-80 TP2 PLUS S	N/A	N/A	OPT	OPT	STD	OPT	OPT	OPT	OPT

N/A: Not available  
OPT: Optional  
STD: Standard

**Voltages to be connected single pocket: ADVANCE / CONCEPT**

MODEL	230V I + N	230V I + N	230V III	230V III	400V III+N	400V III+N	400V III	400V III	440-480V III
	50 Hz	60 Hz	50 Hz	60 Hz	50 Hz	60 Hz	50 Hz	60 Hz	60 Hz
SR-11 TP2 E / SR-11 M E	OPT	OPT	OPT	OPT	STD	OPT	OPT	OPT	OPT
SR-11 TP2 G / SR-11 M G	STD	STD	STD	N/A	N/A	N/A	OPT	OPT	OPT
SR-11 TP2 S / SR-11 M S	STD	STD	STD	N/A	N/A	N/A	OPT	OPT	OPT
SR-14 TP2 E / SR-14 M E	N/A	N/A	OPT	OPT	STD	OPT	OPT	OPT	OPT
SR-14 TP2 G / SR-14 M G	STD	STD	STD	N/A	N/A	N/A	OPT	OPT	OPT
SR-14 TP2 S / SR-14 M S	STD	STD	STD	N/A	N/A	N/A	OPT	OPT	OPT
SR-18 TP2 E / SR-18 M E	N/A	N/A	OPT	OPT	STD	OPT	OPT	OPT	OPT
SR-18 TP2 G / SR-18 M G	STD	STD	STD	N/A	N/A	N/A	OPT	OPT	OPT
SR-18 TP2 S / SR-18 M S	STD	STD	STD	N/A	N/A	N/A	OPT	OPT	OPT
SR-22 TP2 E / SR-22 M E	N/A	N/A	OPT	OPT	STD	OPT	OPT	OPT	OPT
SR-22 TP2 G / SR-22 M G	STD	STD	STD	N/A	N/A	N/A	OPT	OPT	OPT
SR-22 TP2 S / SR-22 M S	STD	STD	STD	N/A	N/A	N/A	OPT	OPT	OPT
SR-28 TP2 E / SR-28 M E	N/A	N/A	OPT	OPT	STD	OPT	OPT	OPT	OPT
SR-28 TP2 G / SR-28 M G	STD	STD	STD	N/A	N/A	N/A	OPT	OPT	OPT
SR-28 TP2 S / SR-28 M S	STD	STD	STD	N/A	N/A	N/A	OPT	OPT	OPT
SR-35 TP2 E / SR-35 M E	N/A	N/A	OPT	OPT	STD	OPT	OPT	OPT	OPT
SR-35 TP2 G / SR-35 M G	STD	STD	STD	N/A	N/A	N/A	OPT	OPT	OPT
SR-35 TP2 S / SR-35 M S	STD	STD	STD	N/A	N/A	N/A	OPT	OPT	OPT
SR-45 TP2 E / SR-45 M E	N/A	N/A	OPT	OPT	STD	OPT	OPT	OPT	OPT
SR-45 TP2 G / SR-45 M G	N/A	N/A	OPT	OPT	STD	OPT	OPT	OPT	OPT
SR-45 TP2 S / SR-45 M S	N/A	N/A	OPT	OPT	STD	OPT	OPT	OPT	OPT
SR-60 TP2 E / SR-60 M E	N/A	N/A	OPT	OPT	STD	OPT	OPT	OPT	OPT
SR-60 TP2 G / SR-60 M G	N/A	N/A	OPT	OPT	STD	OPT	OPT	OPT	OPT
SR-60 TP2 S / SR-60 M S	N/A	N/A	OPT	OPT	STD	OPT	OPT	OPT	OPT
SR-80 TP2 E / SR-80 M E	N/A	N/A	OPT	OPT	STD	OPT	OPT	OPT	OPT
SR-80 TP2 G / SR-80 M G	N/A	N/A	OPT	OPT	STD	OPT	OPT	OPT	OPT
SR-80 TP2 S / SR-80 M S	N/A	N/A	OPT	OPT	STD	OPT	OPT	OPT	OPT

**Voltages to be connected single pocket: ECONOMIC LINE**

MODEL	230V I + N	230V I + N	230V III	230V III	400V III+N	400V III+N	400V III	400V III	440-480V III
	50 Hz	60 Hz	50 Hz	60 Hz	50 Hz	60 Hz	50 Hz	60 Hz	60 Hz
SC-11 M E	OPT	OPT	OPT	OPT	STD	OPT	OPT	OPT	OPT
SC-11 M G	STD	STD	N/A	N/A	N/A	N/A	OPT	OPT	OPT
SC-14 M E	N/A	N/A	OPT	OPT	STD	OPT	OPT	OPT	OPT
SC-14 M G	STD	STD	N/A	N/A	N/A	N/A	OPT	OPT	OPT
SC-18 M E	N/A	N/A	OPT	OPT	STD	OPT	OPT	OPT	OPT
SC-18 M G	STD	STD	N/A	N/A	N/A	N/A	OPT	OPT	OPT
SC-22 M E	N/A	N/A	OPT	OPT	STD	OPT	OPT	OPT	OPT
SC-22 M G	STD	STD	N/A	N/A	N/A	N/A	OPT	OPT	OPT
SC-28 M E	N/A	N/A	OPT	OPT	STD	OPT	OPT	OPT	OPT
SC-28 M G	STD	STD	N/A	N/A	N/A	N/A	OPT	OPT	OPT
SC-35 M E	N/A	N/A	OPT	OPT	STD	OPT	OPT	OPT	OPT
SC-35 M G	STD	STD	N/A	N/A	N/A	N/A	OPT	OPT	OPT

N/A: Not available  
 OPT: Optional  
 STD: Standard

**Voltages to be connected stack: ADVANCE , CONCEPT & ECONOMIC LINE**

MODEL	230V I + N	230V I + N	230V III	230V III	400V III+N	400V III+N	400V III	400V III	440-480V III
	50 Hz	60 Hz	50 Hz	60 Hz	50 Hz	60 Hz	50 Hz	60 Hz	60 Hz
SR-2-11 TP2 E	N/A	N/A	OPT	OPT	STD	OPT	OPT	OPT	OPT
SR-2-11 TP2 G	STD	STD	STD	STD	STD	STD	OPT	OPT	OPT
SR-2-11 M E	N/A	N/A	OPT	OPT	STD	OPT	OPT	OPT	OPT
SR-2-11 M G	STD	STD	STD	STD	STD	STD	OPT	OPT	OPT
SC-2-11 M E	N/A	N/A	OPT	OPT	STD	OPT	OPT	OPT	OPT
SC-2-11 M G	STD	STD	STD	STD	STD	STD	OPT	OPT	OPT
SR-2-14 TP2 E	N/A	N/A	OPT	OPT	STD	OPT	OPT	OPT	OPT
SR-2-14 TP2 G	STD	STD	STD	STD	STD	STD	OPT	OPT	OPT
SR-2-14 M E	N/A	N/A	OPT	OPT	STD	OPT	OPT	OPT	OPT
SR-2-14 M G	STD	STD	STD	STD	STD	STD	OPT	OPT	OPT
SC-2-14 M E	N/A	N/A	OPT	OPT	STD	OPT	OPT	OPT	OPT
SC-2-14 M G	STD	STD	STD	STD	STD	STD	OPT	OPT	OPT
SR-2-18 TP2 E	N/A	N/A	OPT	OPT	STD	OPT	OPT	OPT	OPT
SR-2-18 TP2 G	STD	STD	STD	STD	STD	STD	OPT	OPT	OPT
SR-2-18 M E	N/A	N/A	OPT	OPT	STD	OPT	OPT	OPT	OPT
SR-2-18 M G	STD	STD	STD	STD	STD	STD	OPT	OPT	OPT
SC-2-18 E	N/A	N/A	OPT	OPT	STD	OPT	OPT	OPT	OPT
SC-2-18 G	STD	STD	STD	STD	STD	STD	OPT	OPT	OPT
SR-2-18 TP2 G POWERED	STD	STD	STD	STD	STD	STD	OPT	OPT	OPT
SR-2-18 M G POWERED	STD	STD	STD	STD	STD	STD	OPT	OPT	OPT
SC-2-18 M G POWERED	STD	STD	STD	STD	STD	STD	OPT	OPT	OPT
SR-2-22 TP2 G	STD	STD	STD	STD	STD	STD	OPT	OPT	OPT
SR-2-22 M G	STD	STD	STD	STD	STD	STD	OPT	OPT	OPT
SC-2-22 M G	STD	STD	STD	STD	STD	STD	OPT	OPT	OPT

**Voltages to be connected (single drum): ADVANCE PLUS HEAT PUMP**

MODEL	230V I + N	230V I + N	230V III	230V III	400V III+N	400V III+N	400V III	400V III	440-480V III
	50 Hz	60 Hz	50 Hz	60 Hz	50 Hz	60 Hz	50 Hz	60 Hz	60 Hz
SR-11 TP2 PLUS HP	NO	NO	NO	NO	STD	NO	NO	NO	NO
SR-16 TP2 PLUS HP	NO	NO	NO	NO	STD	NO	NO	NO	NO
SR-23 TP2 PLUS HP	NO	NO	NO	NO	STD	NO	NO	NO	NO

N/A: Not available  
OPT: Optional  
STD: Standard







Ozone  
cabinet



Do you want to  
sanitize and  
deodorize garments  
and accessories?



Access to the web



# Ozone cabinet

We present O3C, our new ozone cabinets specially designed to HYGIENIZE and DEODORIZE all kinds of clothing, accessories and materials using ozono in an effective way with total safety. A unique and effective professional solution, now at your fingertips.

Ozone is a colorless or pale blue gas, a powerful oxidizer, with many industrial applications that works mainly as a powerful MICROBICIDE and DEODORIZER.

Thanks to ozone you will be able to disinfect everything you want, even those garments that cannot be washed with water, dry cleaned or ironed; and you will be able to eliminate odors of: tobacco, fire smoke, sweat, urine, pets, cooking, mold, paint, etc.

# Ozone cabinet

## O3C



### General characteristics

- Panels in skinplate.
- OPL and COIN versions.
- Three models available.
- Door locked with double electromagnet, avoiding any opening during cycle.
- Light indicator of cycle status.
- No need of external ventilation.
- Activated carbon filters to destroy ozone, with front opening to replace them.

MODEL	CODE (*)		CAPACITY LITERS	DIMENSIONS MM	€
	STANDARD	WITH OPTIONS			
Ozone cabinet O3C-05	19085760	18004149	313	680x790x1.112	4.265
Ozone cabinet O3C-1	19085761	18004150	626	680x790x1.850	5.855
Ozone cabinet O3C-2	19085762	18004151	1.252	1.330x790x1.850	9.275

### Options

CODE	DESCRIPTION	€
74-0001	Wheels kit	285

### Shelf kit options

CODE	DESCRIPTION	€
19085819	Extra shelf O3C-05 & O3C-1	80
19085820	Extra shelf O3C-2	145

(\*\*): STANDARD Code: Use this code for orders of machines which do not include any option or version different to standard. The retail price is as indicated in the table.  
 WITH OPTIONS Code: Use this code for orders of machines which include any option or options from the table OPTIONS FOR OZONE CABINETS.  
 The retail price is calculated by adding the price increases for each option to the retail price of the standard code.



Helmets, jumpsuits, jackets, boots, hats, caps, toys and teddy bears, bags, stuffed animals, bedspreads, pillows, curtains, pet beds and clothes...



STEP 01.

### Filling the cabinet

Creating ozone inside the cabinet.

STEP 02.


### Ozone concentration

Ozone concentration in the compartment with the material to be disinfected.

STEP 03.

### Destruction of ozone

Destruction of ozone inside the cabinet. Emptying the cabinet.






Ironing and  
folding



# Ironing and folding

Our industrial ironers offer you performance, simplicity, efficiency and time saving, they also offer high quality in flatwork ironing. And it is not us who say so. The users do.



Quality in ironing,  
recognised by  
the users.



Access to the web



Commercial brochure



# Wall Ironers

Roller Ø 180.....	107
Roller Ø 250.....	108

Special models or any other variant on the standard model are to be assembled in factory, and carry a supplement over the price indicated for the standard model.

Please consult Fagor Professional for any other variant or option not reflected on this list.



## Features

---

- User Designed to offer a greater contact area of the roll with the linen to be ironed, easier feeding operation
- Ergonomic position of the display - better visibility of the screen during operation
- User friendly electronic controls
- New PLUS models: more productive and user friendly thanks to the new M control
- New safety fingers guard



## Robustness

---

- Outer casing in skinplate and stainless steel with thicker cladding sheets: better rigidity
- New kinematics for a better reliability
- Greater diameter of roll axle and industrial bearing as per flatwork ironer (Ø250mm): more durability



## Efficiency

---

- New generation of start / stop system (new foot pedal, photocell): easy and fast
- Nomex cover models: high temperature resistance
- PLUS models: + 33 % more productive
- M control in PLUS models: easy to use, more productivity and efficiency



## Easy installation

---

- Fast and easy disassembly of bearings (Ø 250 mm)
- Easy to install, just an electrical plugging
- Easy access on right side for maintenance



Wall ironers Ø 180



Wall ironers Ø 250



Wall ironers Ø 250 PLUS

Wall ironers - Ø 180

ROLLER DIAMETER (MM)	HEATING	LENGTH OF ROLLER (MM)	
		1000	1200
180	Electric	P-18/100 M	P-18/120 M
180	Electric	P-18/100 M NOMEX	P-18/120 M NOMEX

Wall ironers - Ø 250

ROLLER DIAMETER (MM)	HEATING	LENGTH OF ROLLER (MM)			
		1000	1200	1400	2000
250	Electric	P-25/100 M	P-25/120 M	P-25/140 M	P-25/200 M
250	Electric	P-25/100 M NOMEX	P-25/120 M NOMEX	P-25/140 M NOMEX	P-25/200 M NOMEX

Wall ironers PLUS - Ø 250

ROLLER DIAMETER (MM)	HEATING	LENGTH OF ROLLER (MM)	
		1400	2000
250	Electric	P-25/140 M PLUS	P-25/200 M PLUS

# Wall ironers Ø 180



## Characteristics

- Front feeding and return.
- Panels in grey skinplate, top panel in stainless steel.
- Roll dimension: 180 mm.
- Working width: 1 m or 1,20 m.
- Electronic microprocessor: start/stop, selection of 4 temperatures
- Electric heating.
- Standard model: roll cover in polyester and cotton felt.
- Nomex model: padded and covered with Nomex to work at higher temperatures (up to 190°C)
- Chest in anodized aluminium.
- Manual lifting of the chest by pedal.

MODEL (#)	CODE	ROLLER (MM) LENGTH	SPEED M/MIN	PRODUCTION KG/H (*)	POWER KW			VOLTAGE (**)	DIMENSIONS MM	€
					HEATING	MOTOR	TOTAL ELEC.			
P-18/100 M E	19085124	1.000	2,02	15	3,3	0,03	3,33	M	1.370x438x952	3.755
P-18/100 M E Nomex	19085120	1.000	2,02	15	3,3	0,03	3,33	M	1.370x438x952	4.215
P-18/120 M E	19085116	1.200	2,02	20	4	0,03	4,03	M	1.570x438x952	3.895
P-18/120 M E Nomex	19085111	1.200	2,02	20	4	0,03	4,03	M	1.570x438x952	4.415

(#) NOMEX : Models with sheath and roller in NOMEX

(\*\*): M: SINGLE PHASE (230 V 1+N). 230 V III (Three-phase) -400 V III +N (Three phase)

(\*) Theoretical maximum production with 20-25% residual humidity and 100% use of roll surface.

# Wall ironers Ø 250



## Characteristics

- Front feeding and return.
- Panels in grey skinplate, top panel in stainless steel.
- Roll dimension: 250 mm.
- Working width: 1 m to 2 m .
- Electronic microprocessor with digital screen which allows to easily control de ironing temperature of the machine.
- Electric heating.
- Standard model: roll cover in polyester and cotton felt.
- Nomex model: padded and covered with Nomex to work at higher temperatures (up to 190°C).
- Chest in anodized aluminium.

P-25 /200 M E

MODEL (#)	CODE	ROLLER (MM) LENGTH	SPEED M/MIN	PRODUCTION KG/H (*)	POWER KW			VOLTAGE (**)	DIMENSIONS MM	€
					HEATING	MOTOR	TOTAL ELEC.			
P-25/100 M E	19074643	1.000	4,2	25	4,95	0,18	5,13	T	1.462x484x985	4.860
P-25/100 M E NOMEX	19074644	1.000	4,2	25	4,95	0,18	5,13	T	1.462x484x985	5.265
P-25/120 M E	19074645	1.200	4,2	27,5	6	0,18	6,18	T	1.662x484x985	5.000
P-25/120 M E NOMEX	19074646	1.200	4,2	27,5	6	0,18	6,18	T	1.662x484x985	5.450
P-25/140 M E	19074647	1.400	4,2	30	7	0,18	7,18	T	1.862x484x985	5.325
P-25/140 M E NOMEX	19074648	1.400	4,2	30	7	0,18	7,18	T	1.862x484x985	5.855
P-25/200 M E	19085138	2.000	4,2	35	12	0,18	12,18	T	2.462x484x985	6.830
P-25/200 M E NOMEX	19084863	2.000	4,2	35	12	0,18	12,18	T	2.462x484x985	7.380

(#) NOMEX : Models with sheath and roller in NOMEX

(\*\*): T : THREE-PHASE 400 V 3N / 230 V 3 ~

(\*) Theoretical maximum production with 20-25% residual humidity and 100% use of roll surface.

## Options

### Factory assembly upon request

CODE	DESCRIPTION	€
To consult	SUPL. 230V I + N 50Hz	350
To consult	SUPL. 400 III+N 60hz	335
To consult	SUPL. 440V III 60Hz No Neutro (marítimo)	695
19083989	Pedal control instead of photocell P-25	125

# Wall ironers Ø 250 PLUS



P-25 /200 M PLUS E



## Characteristics

- Front feeding and return.
- Panels in grey skinplate, top panel in stainless steel.
- Roll dimension: 250 mm.
- Working width: 1,4 m and 2 m.
- NEW M electronic control: adjustable temperature and speed.  
Auto mode: automatic adjustment of the speed according to the selected temperature, more efficient.
- Electric heating.
- Standard model: padded and covered with Nomex to work at higher temperatures (up to 190°C).
- Chest in anodized aluminium.
- Fingerguard.
- SPEED INVERTER AND EXTRACTION (Fan-0,12kW): No chest lifting, it operates like a flatwork ironer, more productive and more efficient.

MODEL (#)	CODE	ROLLER (MM) LENGTH	SPEED M/MIN	PRODUCTION KG/H (*)	EXHAUST PIPE	POWER KW			VOLTAGE (**)	DIMENSIONS MM	€	
						HEATING	MOTOR	VENTIL TOTAL ELEC.				
P-25/140 M PLUS E NOMEX	19098299	1.400	1,5-6	40	1x80	7	0,18	0,12	7,3	T	1.923x484x985	7.030
P-25/200 M PLUS E NOMEX	19098297	2.000	1,5-6	50	1x80	12	0,18	0,12	12,3	T	2.523x484x985	8.870

(#) NOMEX : Models with sheath and roller in NOMEX

(\*\*): T : THREE-PHASE 400 V 3N / 230 V 3 ~

(\*) Theoretical maximum production with 20-25% residual humidity and 100% use of roll surface.

## Options

Factory assembly upon request

CODE	DESCRIPTION	€
To consult	SUPL. 400 III+N 60hz	335
To consult	SUPL. 440V III 60Hz without neutral (maritime)	695





Quality in ironing,  
recognised by  
the users.



Access to the web



Commercial brochure



# Flatwork ironers

Wall Flatwork ironers Ø 200 / Ø 325....	114
— Ø 200 .....	115
— Ø 325 .....	116
— Ø 325 PLUS .....	117
Flatwork ironers Ø 500 / Ø 650 .....	120
— Ø 500 .....	121
— Ø 650 .....	123

Special models or any other variant on the standard model are to be assembled in factory, and carry a supplement over the price indicated for the standard model.

Please consult Fagor Professional for any other variant or option not reflected on this list.

## M Control

---

- 2 selectable operating modes:  
 MANUAL MODE: Selection of speed and temperature.  
 AUTO MODE: automatic adjustment of the ironing speed according to the temperature selected.

## Robustness

---

- Roll driving by inverter: smooth operation preventing the wear of belts and mechanical elements.
- Skinplate and stainless-steel panels: long lasting
- Nomex quality feeding and ironing belts: resistant to high temperature

### OPTIONS

Nickel plate cylinder: anti corrosive, more durable (not available in model 200 mm)

## Versatility

---

- Gas radiant burner model: flexibility for a better production or adaptation to high level places

## Efficiency

---

- SMART SYSTEM: automatic regulation of ironing speed according to residual moisture, energy economizer (option on Ø 325)
- Good heat conduction thanks to the material of the roll and its thickness: greater control of the energy expenditure
- Automatic shutdown at 80°C: increases the life time of ironing belts
- Fumes circulation circuit from the bottom reducing the energy consumption.
- Accurate temperature control thanks to the microprocessor: lower energy consumption
- Gas RADIANT BURNER heated model: hourly output is increased by 25 %: time and energy savings.

## Ergonomics

---

- Acoustic comfort: 65 dba max.
- Panels in skinplate and stainless steel: easy to clean, better hygiene (RABC compliance)
- Appropriate height of feeding: 990 mm
- Minimal encumbrance: save space, fits in most of areas
- New Electronic M Control: easy to use

## Maintenance

---

- Easy access to all components on both sides of the machine
- Compact design: fits in many spaces



Flatwork ironers Ø 200

Flatwork ironers Ø 325

Flatwork ironers - Ø 200

ROLLER DIAMETER (MM)	HEATING	LENGTH OF ROLLER (MM)		
		1400	1600	2000
200	Electric	PS-20/140 M	PS-20/160 M	PS-20/200 M

Flatwork ironers - Ø 325

ROLLER DIAMETER (MM)	HEATING	LENGTH OF ROLLER (MM)		
		1400	1600	2000
325	Electric and gas	PS-35/140 M	PS-35/160 M	PS-35/200 M

Flatwork ironers PLUS - Ø 325

ROLLER DIAMETER (MM)	HEATING	LENGTH OF ROLLER (MM)		
		2000	2600	3300
325	Electric and gas	PS-35/200 M PLUS	PS-35/260 M PLUS	PS-35/330 M PLUS

# Wall flatwork ironers Ø 200



## General characteristics

- Drying and ironing in one single operation.
- Front feed and delivery of linen.
- Stainless steel and grey skin plate panels.
- Working width 1,40 m / 1,60 m / 2 m.
- New M control easy-to-use.
- Nomex belts as standard.
- Ironing speed: 1,5-6 mts/min.
- Better collection of the linen.
- Easy installation.
- Electric heating.

Note: You are recommended to insert the linen at maximum moisture level of 45%

## Ø 200 - Electrically-heated models

MODEL	CODE	ROLLER (MM) LONG.	TABLE HEIGHT	SPEED M/MIN	PRODUC. KG/H	EXHAUST PIPE	POTENCIA KW				VOLT. (**)	DIMENSIONS MM	€
							MOTOR	FAN	HEATING	TOTAL ELEC.			
PS-20/140 M E	19098340	1.400	990	1,5÷6	12	1xØ83	0,28	0,09	10,5	10,84	V	1.878x444x1.110	8.255
PS-20/160 M E	19098344	1.600	990	1,5÷6	16	1xØ83	0,28	0,09	12	12,34	V	2.128x444x1.110	8.815
PS-20/200 M E	19098347	2.000	990	1,5÷6	22	1xØ83	0,28	0,09	18	18,37	V	2.478x444x1.110	9.465

(\*) Theoretical maximum production with 20-25% residual humidity and 100% use of roll surface.

(\*\*): V : 400 V III +N - Optional, 230 V III.

## Options

In-factory assembly on demand.

CODE	DESCRIPTION	€
To consult	Maritime wooden packing for PS-20/140	1.105
To consult	Maritime wooden packing for PS-20/160	1.150
To consult	Maritime wooden packing for PS-20/200	1.185
To consult	230V III 50-60Hz PS-20/140 E	315
To consult	440V III 50-60 without neutral	1.175

# Wall flatwork ironers Ø 325

The range of wall FLATWORK IRONERS with roller 325 is perfect for small and medium laundries requiring optimum quality ironing with the lowest possible operation and maintenance costs.



## General characteristics

- Drying and ironing in one single operation.
- Front feed and delivery of linen.
- Stainless steel and skin plate panels.
- Ø 325 mm models with electric and gas heating.
- Working width 1,40 m / 1,60 m / 2 m.
- New M control easy-to-use.
- Ironing speed: 1,5-10 mts/min.
- Reverse roll standard.

Note: You are recommended to insert the linen with a maximum moisture level of 45%.

## Ø 325 - Electrically-heated models

MODEL	CODE		ROLLER (MM)	FEEDING LENG.	HEIGHT	SPEED M/MIN	PRODUC. KG/H	EXHAUST PIPE	POWER KW			VOLT. (**)	DIMENSIONS MM	€
	STANDARD	WITH OPTIONS							MOTOR	FAN	HEATING			
PS-35/140 M E	19091166	18004517	1.400	990	1,5÷10	18	1xØ98	0,28	0,12	12	12,37	V	1.952x686x1.112	13.190
PS-35/160 M E	19091167	18004518	1.600	990	1,5÷10	30	1xØ98	0,28	0,12	16,2	16,57	V	2.202x686x1.112	14.000
PS-35/200 M E	19091168	18004519	2.000	990	1,5÷10	40	2xØ98	0,28	2x0,12	21	21,49	V	2.552x686x1.112	15.245

(\*) Theoretical maximum production with 20-25% residual humidity and 100% use of roll surface. (\*\*): V : 400 V III +N - Optional, 230 V III.

## Ø 325 - Gas models with atmospheric burner

MODEL	CODE		ROLLER (MM)	FEEDING LENG.	HEIGHT	SPEED M/MIN	PRODUC. KG/H	EXHAUST PIPE	POWER KW			VOLT. (**)	DIMENSIONS MM	€
	STANDARD	WITH OPTIONS							MOTOR	FAN	HEATING			
PS-35/140 M G	19091163	18004514	1.400	990	1,5÷10	22	1xØ98	0,28	0,12	14	0,37	V	1.952x686x1.112	14.370
PS-35/160 M G	19091164	18004515	1.600	990	1,5÷10	32	1xØ98	0,28	0,12	22,5	0,37	V	2.202x686x1.112	15.180
PS-35/200 M G	19091165	18004516	2.000	990	1,5÷10	42	2xØ98	0,28	2x0,12	30	0,49	V	2.552x686x1.112	16.550

(\*) Theoretical maximum production with 20-25% residual humidity and 100% use of roll surface. (\*\*): V : 400 V III +N - Optional, 230 V III.

## Nickel-plated cylinder options

CODE WITH OPTIONS	ABBREVIATION	DESCRIPTION	€
0153-0001	NI	Nickel-plated cylinder PS-35/140	5.040
0153-0002	NI	Nickel-plated cylinder PS-35/160	5.580
0153-0003	NI	Nickel-plated cylinder PS-35/200	5.950

## Voltage options

CODE WITH OPTIONS	ABBREVIATION	DESCRIPTION	€
To consult	230V I+N 50Hz	230V I+N 50Hz	615
To consult	230V I+N 60Hz	230V I+N 60Hz	800
To consult	230V III 50-60 Hz	230V III 50-60 Hz PS-35 E	310
To consult	230V III 50 Hz	230V III 50 Hz PS-35 G	0
To consult	230V III 60 Hz	230V III 60 Hz PS-35 G	0
To consult	440V III 50-60	440V III 50-60 Hz PS-35 E	1.150

## Packing options

CODE WITH OPTIONS	ABBREVIATION	DESCRIPTION	€
0154-0001	WM	Wooden packing PS-35/140	1.195
0154-0002	WM	Wooden packing PS-35/160	1.240
0154-0003	WM	Wooden packing PS-35/200	1.255

## Humidity sensor option

CODE WITH OPTIONS	ABBREVIATION	DESCRIPTION	€
To consult	IMC	SMART Humidity sensor	435

# Wall flatwork ironers Ø 325 PLUS

The range of wall FLATWORK IRONERS with roller 325 is perfect for small and medium laundries requiring optimum quality ironing with the lowest possible operation and maintenance costs.



## General characteristics

- Drying and ironing in one single operation.
- Front feed and delivery of linen.
- Stainless steel and skin plate panels.
- Ø 325 mm models with electric and gas heating.
- Working width 2 m./ 2,60 m/ 3 m.
- Control: microprocesador M de fácil uso.
- Ironing speed: 1,5-12 mts/min.
- Reverse roll standard.

Note: You are recommended to insert the linen with a maximum moisture level of 45%.

## Ø 325 PLUS - Electrically-heated models

MODEL	CODE		ROLLER (MM)	FEEDING LENG.	HEIGHT	SPEED M/MIN	PRODUC. KG/H	EXHAUST PIPE	POWER KW			VOLT. (**)	DIMENSIONS MM	€
	STANDARD	WITH OPTIONS							MOTOR	FAN	HEATING			
PS-35/200 M PLUS E	19098721	18006934	2.000	990	1,5÷12	50	2xØ98	0,37	0,12 x 2	31,5	32,02	V	2.552x686x1.112	19.090
PS-35/260 M PLUS E	19098722	18006935	2.600	990	1,5÷12	60	2xØ98	0,37	0,12 x 2	40,5	41,02	V	3.202x686x1.112	23.310
PS-35/330 M PLUS E	19098723	18006936	3.300	990	1,5÷12	85	2xØ98	0,37	0,12 x 2	54	54,52	V	3.852x686x1.112	28.175

(\*) Theoretical maximum production with 45% residual humidity and 100% use of roll surface.

(\*\*): V : 400 V III +N - Optional, 230 V III.

## Ø 325 PLUS - Gas models with radiant burner

### TIME AND ENERGY SAVINGS.

In step with the reduction in work time, the machine's hourly gas **consumption** is **reduced by 25%** compared to the atmospheric burner model.

In step with the reduction in gas consumption, the machine's hourly **production** is **increased by 25%** compared to the atmospheric burner model.

MODEL	CODE		ROLLER (MM)	FEEDING LENG.	HEIGHT	SPEED M/MIN	PRODUC. KG/H	EXHAUST PIPE	POWER KW			VOLT. (**)	DIMENSIONS MM	€
	STANDARD	WITH OPTIONS							MOTOR	FAN	HEATING			
PS-35/200 M PLUS G R	-	18006937	2.000	990	1,5÷12	65	2xØ98	0,37	0,12 x 2	40	0,52	V	2.552x686x1.112	19.835
PS-35/260 M PLUS G R	-	18006938	2.600	990	1,5÷12	75	2xØ98	0,37	0,12 x 2	55	0,52	V	3.202x686x1.112	24.175
PS-35/330 M PLUS G R	-	18006939	3.300	990	1,5÷12	100	2xØ98	0,37	0,12 x 2	69	0,52	V	3.852x686x1.112	29.160

(\*) Theoretical maximum production with 45% residual humidity and 100% use of roll surface.

(\*\*): V : 400 V III +N - Optional, 230 V III.

## Gas options

CODE WITH OPTIONS	ABBREVIATION	DESCRIPTION	€
To consult	0411-0000	LGP (Propane) gas option	0
To consult	0411-0001	NG (Natural Gas) option	0

## Nickel-plated cylinder options

CODE WITH OPTIONS	ABBREVIATION	DESCRIPTION	€
0403-0003	NI	Nickel-plated cylinder PS-35/200	5.950
0403-0002	NI	Nickel-plated cylinder PS-35/260	7.920
0403-0001	NI	Nickel-plated cylinder PS-35/330	9.000

## Voltage options

CODE WITH OPTIONS	ABBREVIATION	DESCRIPTION	€
To consult	230V I N 50 Hz	230V I+N 50Hz	615
To consult	230V I N 60 Hz	230V I+N 60Hz	2.310
To consult	230V III 50-60 Hz	230V III 50-60 Hz PS-35 E	570
To consult	230V III 50 Hz	230V III 50 Hz PS-35 G	0
To consult	230V III 60 Hz	230V III 60 Hz PS-35 G	0
To consult	440V III 50-60 Hz	440V III 50-60 Hz PS-35 E	1.095

## Humidity sensor option

CODE WITH OPTIONS	ABBREVIATION	DESCRIPTION	€
To consult	IMC	SMART Humidity sensor	435





## TP2

---

- User friendly and totally programmable 7" TP2
- 38 available languages
- 5 preset programs, possibility to create unlimited ones.
- Reverse roll standard
- **FagorKonnnect** communication kit
- USB Connection. PC software free of charge for programming, telemetry, data analyses....



## Robustness

---

- Roll driving by inverter: smooth operation preventing the wear of belts and mechanical elements.
- Skinplate and stainless-steel panels: long lasting
- Nomex quality feeding and ironing belts: resistant to high temperature

### OPTIONS

Nickel-plated cylinder: anti corrosive, more durable



## Versatility

---

- Gas radiant burner model: flexibility for a better production or adaptation to high level places
- REAR EXIT (option available only with lengthfolder)
- INTEGRATED LENGTHFOLDER (as option)
- Possibility of adding an independent cross folder and stacker



## Ergonomics

---

- Acoustic comfort: 65 dba max.
- Panels in skinplate and stainless steel: easy to clean, better hygiene (RABC compliance)
- Appropriate height of feeding: 1.120 mm
- Minimal encumbrance: save space, fits in most of areas



## Efficiency

---

- EFFICIENT IRON: automatic regulation of ironing speed according to residual moisture, energy economizer (option on Ø 500 mm and standard on Ø 650 mm)
- OPTIMAL FEEDING: automatic adjustment of ironing speed, lowered for feeding and increased for higher production up to 15 m/min. (option on Ø 500 mm and standard on Ø 650 mm)
- Good heat conduction thanks to the material of the roll and its thickness: greater control of the energy expenditure
- Automatic shutdown at 80°C increases the lifetime of ironing belts
- Fumes circulation circuit from the bottom reducing the energy consumption.
- Accurate temperature control thanks to the microprocessor: lower energy consumption
- Gas RADIANT BURNER heated model: hourly output is increased by 25 %: time and energy savings




## Maintenance

---

- Easy access to all components on both sides of the machine
- Minimal encumbrance: fits in most of areas, and the optional folder is also built-in
- One electrical connection and exhaust required
- Remote communication: quicker intervention





Flatwork ironers Ø 500 / Ø 650

Flatwork ironers - Ø 500

ROLLER DIAMETER (MM)	HEATING	LENGTH OF ROLLER (MM)		
		2000	2600	3300
500	Electric, gas and steam	PS-50/200 TP2	PS-50/260 TP2	PS-50/330 TP2
500	With rear exit With lengthfolder	PS-50/200 TP2	PS-50/260 TP2	PS-50/330 TP2

Flatwork ironers - Ø 650

ROLLER DIAMETER (MM)	HEATING	LENGTH OF ROLLER (MM)		
		2000	2600	3300
650	Electric, gas and steam	PS-65/200 TP2	PS-65/260 TP2	PS-65/330 TP2
650	With rear exit With lengthfolder	PS-65/200 TP2	PS-65/260 TP2	PS-65/330 TP2

# Flatwork ironers Ø 500



## General characteristics

- Front insertion and reception of linen.
- Variable-frequency drive to control ironing speed.
- 7 ironing speeds, adjustable by variable frequency drive, for selection between 1.5 and 15 m/ minute.
- Touch Plus (TP2) control processor with 7" touchscreen
- Safety protector for hands.
- Automatic stop on cooling (80 °C)
- Unit exterior constructed in sandwich panel and stainless steel.
- Powerful exhaust extraction system.
- Insertion and ironing belts in Nomex for easy operation, high quality ironing and great durability.
- Electrically-heated, gas and steam versions.

Note: You are recommended to insert the linen with a maximum moisture level of 45%.

## Ø 500 - Electrically-heated models

MODEL	CODE		ROLLER (MM) LONG.	FEEDING HEIGHT	PRODUC. KG/H (*)	EXHAUST PIPE	POWER KW				VOLT. (**)	DIMENSIONS MM	€
	STANDARD	WITH OPTIONS					MOTOR	FAN	HEATING	TOTAL ELEC.			
PS-50/200 TP2 E	19071725	18003037	2.000	1.120	68	1xØ153	0,37	0,25	31,5	32,12	V	2.845x1.070x1.420	26.970
PS-50/260 TP2 E	19071726	18003039	2.600	1.120	84	2xØ153	0,37	2x0,25	40,5	41,37	V	3.445x1.070x1.420	30.910
PS-50/330 TP2 E	19071727	18003041	3.300	1.120	115	2xØ153	0,37	2x0,25	54	54,87	V	4.145x1.070x1.420	34.585

## Ø 500 - Gas models with atmospheric burner

MODEL	CODE		ROLLER (MM) LONG.	FEEDING HEIGHT	PRODUC. KG/H (*)	EXHAUST PIPE	POWER KW				VOLT. (**)	DIMENSIONES M	€
	STANDARD	WITH OPTIONS					MOTOR	FAN	HEATING	TOTAL ELEC.			
PS-50/200 TP2 G	19071704	18002981	2.000	1.120	68	1xØ153	0,37	0,25	40	0,62	V	2.845x1.070x1.420	28.635
PS-50/260 TP2 G	19071706	18002982	2.600	1.120	84	2xØ153	0,37	2x0,25	55	0,87	V	3.445x1.070x1.420	32.620
PS-50/330 TP2 G	19071708	18002983	3.300	1.120	115	2xØ153	0,37	2x0,25	69	0,87	V	4.145x1.070x1.420	36.275

## Ø 500 - Gas models with radiant burner

### TIME AND ENERGY SAVINGS.

In step with the reduction in work time, the machine's hourly gas **consumption** is **reduced by 25%** compared to the atmospheric burner model.

In step with the reduction in gas consumption, the machine's hourly **production** is **increased by 25%** compared to the atmospheric burner model.

MODEL	CODE		ROLLER (MM) LONG.	FEEDING HEIGHT	PRODUC. KG/H (*)	EXHAUST PIPE	POWER KW				VOLT. (**)	DIMENSIONS MM	€
	STANDARD	WITH OPTIONS					MOTOR	FAN	HEATING	TOTAL ELEC.			
PS-50/200 TP2 G R	-	18002972	2.000	1.120	82	1xØ153	0,37	0,25	40	0,62	V	2.845x1.070x1.420	30.945
PS-50/260 TP2 G R	-	18002973	2.600	1.120	100	2xØ153	0,37	2x0,25	55	0,87	V	3.445x1.070x1.420	34.620
PS-50/330 TP2 G R	-	18002974	3.300	1.120	138	2xØ153	0,37	2x0,25	69	0,87	V	4.145x1.070x1.420	38.840

(\*) Theoretical maximum production with 45% residual humidity and 100% use of roll surface.

(\*\*): V : 400 V III +N - Optional, 230 V III.

Ø 500 - Steam models

MODEL	CODE		ROLLER (MM) LONG.	FEEDING HEIGHT	PRODUC. KG/H (*)	EXHAUST PIPE	POWER KW				VOLT. (**)	DIMENSIONS MM	€
	STANDARD	WITH OPTIONS					MOTOR	FAN	HEATING	TOTAL ELEC.			
PS-50/200 TP2 S	19071705	18003038	2.000	1.120	68	1xØ153	0,37	0,25	50	0,62	V	2.845x1.070x1.420	34.310
PS-50/260 TP2 S	19071707	18003040	2.600	1.120	84	2xØ153	0,37	2x0,25	64	0,87	V	3.445x1.070x1.420	38.285
PS-50/330 TP2 S	19071709	18003042	3.300	1.120	115	2xØ153	0,37	2x0,25	81	0,87	V	4.145x1.070x1.420	41.915

(\*) Theoretical maximum production with 45% residual humidity and 100% use of roll surface.

(\*\*): V : 400 V III +N - Optional, 230 V III.

Ø 500 - Options

Versions and options available to include in configurable codes "18".

Factory assembly for machines ordered with their configurable code.

CODE	CODE WITH OPTIONS	ABBREVIATION	DESCRIPTION	€
-	48-0001	IMC	Smart System. Moisture control	650
-	48-0002	HPS	HPS, High production system	910

Gas options

CODE WITH OPTIONS	ABBREVIATION	DESCRIPTION	€
To consult	0411-0000	LGP (Propane) gas option	0
To consult	0411-0001	NG (Natural Gas) option	0

Nickel plated cylinder options

CODE WITH OPTIONS	ABBREVIATURA	DESCRIPTION	€
42-0001	NI	Nickel plated cylinder PS-50/200*	8.060
42-0002	NI	Nickel plated cylinder PS-50/260*	9.530
42-0003	NI	Nickel plated cylinder PS-50/330*	10.790

\* Not possible in steam heated models.

Packing options

CODE WITH OPTIONS	ABBREVIATION	DESCRIPTION	€
43-0001	WM	Maritime wooden packing for PS-50/200	1.980
43-0002	WM	Maritime wooden packing for PS-50/260	2.140
43-0003	WM	Maritime wooden packing for PS-50/330	2.335

Voltage options

CODE WITH OPTIONS	ABBREVIATION	DESCRIPTION	€
To consult	230V 50/60 Hz	230V 50/60 Hz III PS ø 500-650 E	310
To consult	230V III 60 Hz	230V III 60 Hz ø 500-650 G	2.310
To consult	120V I 60 Hz	120V I 60 Hz ø 500-650 G	2.310
To consult	440V III 50/60 Hz	440V III 50/60 Hz ø 500-650 E	2.310

Length-folder options

CODE WITH ABREV. OPTIONS	DESCRIPTION	€
40-0001 LF	Lengthfolder for PS-50/200 (Front exit)	10.120
40-0002 LF	Lengthfolder for PS-50/260 (Front exit)	10.775
40-0003 LF	Lengthfolder for PS-50/330 (Front exit)	11.590
41-0001 RE	Rear exit for PS-50/200 (To add Lengthfolder option is a must)	4.265
41-0002 RE	Rear exit for PS-50/260 (To add Lengthfolder option is a must)	4.695
41-0003 RE	Rear exit for PS-50/330 (To add Lengthfolder option is a must)	5.060

Cross-folder and stacker options

CODE (*)	DESCRIPTION	€
19085416	Cross-Folder PL-CROSS ø 500-650 2000	63.195
19085417	Cross-Folder PL-CROSS ø 500-650 2600	67.100
19085418	Cross-Folder PL-CROSS ø 500-650 3300	70.940

(\*) Need to be ordered options of rear exit and length folder for flatwork ironer



CROSS-FOLDER WITH STACKER

Anti-static band for flatwork ironers without folder

CODE (*)	ABBREV.	DESCRIPTION	€
0521-0001	AB	Anti-static band PS-50/200	115
0521-0003	AB	Anti-static band PS-50/260	190
0521-0005	AB	Anti-static band PS-50/330	225

Anti-static band and bar for flatwork ironers with folder

CÓDIGO (*)	ABBREV.	DESCRIPTION	€
0521-0002	FA	Anti-static band and bar PS-50/200	4.050
0521-0004	FA	Anti-static band and bar PS-50/260	4.250
0521-0006	FA	Anti-static band and bar PS-50/330	4.480

# Flatwork ironers Ø 650



## General characteristics

- Front insertion and reception of linen.
- Variable-frequency drive to control ironing speed.
- 7 ironing speeds, adjustable by variable-frequency drive, for selection between 1.5 and 15 m/ minute.
- Touch Plus (TP2) control processor with 7" touchscreen
- Safety protector for hands.
- Automatic stop on cooling (80 °C)
- Unit exterior constructed in sandwich panel and stainless steel.
- Powerful exhaust extraction system.
- Insertion and ironing belts in Nomex for easy operation, high quality ironing and great durability.
- Electrically-heated, gas and steam versions.
- Smart system: moisture control.
- HPS: High production system.

Note: You are recommended to insert the linen with a maximum moisture level of 45%.

## Ø 650 - electrically-heated models

MODEL (#)	CODE		ROLLER (MM) LONG.	FEED. HEIGHT	PRODUC. KG/H (*)	EXHAUST PIPE	POWER KW				VOLT. (**)	DIMENSIONS MM	€
	STANDARD	WITHOPTIONS					MOTOR	FAN	HEATING	TOTAL ELEC.			
PS-65/200 TP2 E	19071728	18003044	2.000	1.120	90	2xØ153	0,55	0,25x2	42	43,05	V	2.845x1.070x1.420	34.585
PS-65/260 TP2 E	19071729	18003046	2.600	1.120	115	2xØ153	0,55	0,25x2	54	55,05	V	3.445x1.070x1.420	39.630
PS-65/330 TP2 E	19071730	18003054	3.300	1.120	160	2xØ153	0,55	0,25x2	72	73,05	V	4.145x1.070x1.420	44.215

## Ø 650 - gas models with radiant burner

### TIME AND ENERGY SAVINGS.

As well as work time, the machine's hourly gas **consumption** is **reduced by 25%** compared to the atmospheric burner model. In step with the reduction in gas consumption, the machine's hourly **production** is **increased by 25%** compared to the atmospheric burner model.

MODEL (#)	CODE		ROLLER (MM) LONG.	FEED. HEIGHT	PRODUC. KG/H (*)	EXHAUST PIPE	POWER KW				VOLT. (**)	DIMENSIONS MM	€
	STANDARD	WITHOPTIONS					MOTOR	FAN	HEATING	TOTAL ELEC.			
PS-65/200 TP2 G R	-	18002975	2.000	1.120	104	2xØ153	0,55	0,25x2	52	1,05	V	2.845x1.070x1.420	39.610
PS-65/260 TP2 G R	-	18002976	2.600	1.120	132	2xØ153	0,55	0,25x2	69	1,05	V	3.445x1.070x1.420	44.335
PS-65/330 TP2 G R	-	18002977	3.300	1.120	184	2xØ153	0,55	0,25x2	78	1,05	V	4.145x1.070x1.420	49.615

(\*) Theoretical maximum production with 45% residual humidity and 100% use of roll surface.

(\*\*): V : 400 V III +N - Optional, 230 V III.

Ø 650 - steam models

MODEL available September 2021	CODE		ROLLER (MM)	FEED. LONG.	HEIGHT	PRODUC. KG/H (*)	EXHAUST PIPE	POWER KW				VOLT. (**)	DIMENSIONS MM	€
	STANDARD	WITHOPTIONS						MOTOR	FAN	HEATING	TOTAL ELEC.			
PS-65/200 TP2 S	19071714	18003045	2.000	1.120	90	2xØ153	0,55	0,25x2	60	1,05	V	2.845x1.070x1.420	43.895	
PS-65/260 TP2 S	19071716	18003047	2.600	1.120	104	2xØ153	0,55	0,25x2	76	1,05	V	3.445x1.070x1.420	48.990	
PS-65/330 TP2 S	19071718	18003048	3.300	1.120	160	2xØ153	0,55	0,25x2	97	1,05	V	4.145x1.070x1.420	53.520	

(\*) Theoretical maximum production with 45% residual humidity and 100% use of roll surface.  
 (\*\*): V : 400 V III +N - Optional, 230 V III.

Ø 650 - Options

Versions and options available to include in configurable codes "18".  
 Factory assembly for machines ordered with their configurable code.

Gas options

CODE WITH OPTIONS	ABBREVIATION	DESCRIPTION	€
To consult	0411-0000	LGP (Propane) gas option	0
To consult	0411-0001	NG (Natural Gas) option	0

Nickel plated cylinder

CODE WITH OPTIONS	ABBREVIATION	DESCRIPTION	€
42-0004	NI	Nickel plated cylinder PS-65/200*	8.475
42-0005	NI	Nickel plated cylinder PS-65/260*	9.950
42-0006	NI	Nickel plated cylinder PS-65/330*	11.210

\* Not possible in steam heated models.

Packing options

CODE WITH OPTIONS	ABBREVIATION	DESCRIPTION	€
43-0004	WM	Maritime wooden packing PS-65/200	1.980
43-0005	WM	Maritime wooden packing PS-65/260	2.140
43-0006	WM	Maritime wooden packing PS-65/330	2.335

Voltage options

CODE WITH OPTIONS	ABBREVIATION	DESCRIPTION	€
To consult	230V 50/60 Hz	230V 50/60 Hz III PS ø 500-650 E	310
To consult	230V III 60 Hz	230V III 60 Hz ø 500-650 G	2.310
To consult	120V I 60 Hz	120V I 60 Hz ø 500-650 G	2.310
To consult	440V III 50/60 Hz	440V III 50/60 Hz ø 500-650 E	2.310

Length-folder options

CODE WITH ABBREV. OPTIONS	DESCRIPTION	€
40-0004 LF	Lengthfolder for PS-65/200 (Front exit)	10.120
40-0005 LF	Lengthfolder for PS-65/260 (Front exit)	10.775
40-0006 LF	Lengthfolder for PS-65/330 (Front exit)	11.590
41-0004 RE	Rear exit for PS-65/200 (To add Lengthfolder option is a must)	4.265
41-0005 RE	Rear exit for PS-65/260 (To add Lengthfolder option is a must)	4.695
41-0006 RE	Rear exit for PS-65/330 (To add Lengthfolder option is a must)	5.060

Cross-folder and stacker options

CODE (*)	DESCRIPTION	€
19085416	Cross-Folder PL-CROSS ø 500-650 2000	63.195
19085417	Cross-Folder PL-CROSS ø 500-650 2600	67.100
19085418	Cross-Folder PL-CROSS ø 500-650 3300	70.940

(\*) Need to be ordered options of rear exit and length folder for flatwork ironer.



CROSS-FOLDER WITH STACKER

Anti-static band for flatwork ironers without folder

CODE (*)	ABBREV.	DESCRIPTION	€
0521-0007	AB	Anti-static band PS-65/200	245
0521-0009	AB	Anti-static band PS-65/260	325
0521-0011	AB	Anti-static band PS-65/330	425

Anti-static band and bar for flatwork ironers with folder

CÓDIGO (*)	ABBREV.	DESCRIPTION	€
0521-0008	FA	Anti-static band and bar PS-65/200	4.185
0521-0010	FA	Anti-static band and bar PS-65/260	4.645
0521-0012	FA	Anti-static band and bar PS-65/330	5.200



Quality in ironing,  
recognised by  
the users.



Access to the web



Commercial brochure

# Compact Flatwork ironers

PHOENIX	
with folder and stacker .....	129
— Ø 600 .....	130
— Ø 800 .....	131
— Ø 1000.....	132
— Accesories .....	133
POSEIDON with folder .....	135
— Ø 600 .....	136
— Ø 800 .....	136
— Ø 1000.....	136
— Accesories .....	136
POLARIS .....	137
— Ø 600 .....	138
— Ø 800 .....	138
— Ø 1000.....	138
— Accesories .....	138

Special models or any other variant on the standard model are to be assembled in factory, and carry a supplement over the price indicated for the standard model.

Please consult Fagor Professional for any other variant or option not reflected on this list.

---

# Compact flatwork ironers

---

Particularly compact design with high performance occupying minimal space.



The 600, 800 and 1000 mm roller compact FLATWORK IRONER range has been recently renovated and redesigned to provide maximum performance. These machines with their compact design allow a significant saving of space in laundries which need to process a large quantity of flat linen. They can iron up to 290 kg/hour in less than 27 square metres.

With the new incorporation of the 1,000 diameter ironing roller, a very significant increase in capacity has been achieved in this range of machines which is now able to provide solutions for laundries at hospitals, hotels, etc. which need to process up to 9 tonnes per day, and all this with minimal space and labour requirements.

Another of the most notable novelties is the new 3,300 roller, thanks to which pieces of linen with dimensions of up to 3,300 x 3,300 mm can now be ironed and folded.

A new touch control screen has also been developed. This new controls allows easy, completely intuitive handling of the machine and with the great flexibility of being able to adjust any of the folding and ironing parameters.

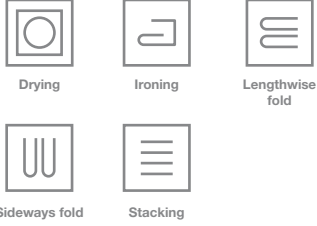
One of the great advantages of this type of machine is that they are wall FLATWORK IRONERS, meaning that the linen is inserted and collected at the front (side stacker in the PHOENIX model). This saves a great deal of space, although there is also the option of using them as pass-through machines if the customer so wishes.

This range is composed of three basic models with their different options in terms of capacity (diameter 600, 800 and 1000 mm and length 2,600 and 3,300 mm) and heating type (electric, gas and steam).





Phoenix (SPE)



This is the most complete model. In a single model and one or two lanes, the linen can be dried, ironed and folded lengthways and sideways, and stacked in a linen stacker to the side.

- Drying and ironing.
- 2 lengthways folds.
- 3 sideways folds.
- Linen stacking.



Poseidon (SP)



This FLATWORK IRONER model dries and irons the linen as well as making up to two lengthways folds on 1 or 2 lanes.

- Drying and ironing.
- 2 lengthways folds.



Polaris (S)



This is the simplest machine of the family. It dries and irons the linen, without any folding.

- Drying and Ironing.

Compact flatwork ironers

RANGE	TYPE OF FOLDING	ROLLER DIAMETER (MM)	HEATING	LENGTH OF ROLLER (MM)	
				2600	3300
PHOENIX (SPE)	2 Longitudinal 3 Transversal Stacker	600	Electric, gas, steam	PHOENIX 60/260	PHOENIX 60/330
		800	Electric, gas, steam	PHOENIX 80/260	PHOENIX 80/330
		1000	Electric, gas, steam	PHOENIX 100/260	PHOENIX 100/330
POSEIDON (SP)	2 Longitudinal	600	Electric, gas, steam	POSEIDON 60/260	POSEIDON 60/330
		800	Electric, gas, steam	POSEIDON 80/260	POSEIDON 80/330
		1000	Electric, gas, steam	POSEIDON 100/260	POSEIDON 100/330
POLARIS (S)	Without folder	600	Electric, gas, steam	POLARIS 60/260	POLARIS 60/330
		800	Electric, gas, steam	POLARIS 80/260	POLARIS 80/330
		1000	Electric, gas, steam	POLARIS 100/260	POLARIS 100/330

Packaging types for compact flatwork ironers

Basic packaging included in the price



- Plastic covering and wrapping.

Optional maritime packaging



- Plastic covering and wrapping.
- Wooden base with anti-slip sidepieces.
- Protective case for maritime transport.

# Phoenix compact flatwork ironers

All operations in minimum space and with only one machine.



Drying



Ironing

Lengthwise  
fold

Sideways fold



Stacking

PHOENIX ironers are the only compact machines which can insert, dry, iron, fold and stack the linen in a single operation. It is a real revolution in those laundries which do not have a large space but need to process large quantities of flat linen. These machines need no more than 27 square metres to be able to operate at full capacity, thanks to their compact design, and since they can be run exclusively from the front of the machine.

An optional automatic clamp feeder is available for these machines, which allows the machine to be run by a single operator. The linen is folded and collected in the side stacker incorporated. A serviette folder can be attached at the back for smaller pieces, streamlining operation and increasing the productive capacity.

## General characteristics

- Unit exterior in lacquered steel.
- One or two working lanes: one lane for bedsheets, or two lanes for tablecloths and smaller pieces.
- Lengthwise folding (1 or 2 folds) and sideways folding (up to 3 folds).
- Folding system by photocells and compressed air.
- Two types of side linen stacker, with the possibility of programming the number of pieces stacked. The stacker can be positioned on either side of the machine.
- Variable-frequency drive.
- Insertion and ironing belts in Nomex.
- Touch-screen control: programs can be created with speed control (between

3 and 18 m/min), temperature and folding parameters

- High output capacity, depending on the residual moisture of the linen, up to 290 kg/h directly from the high spin washer extractor.
- Powerful vapour extraction system.

### Options

- Automatic 1 lane clamp feeder with vacuum feeding belts.
- Small pieces back collector with 2 or 4 lanes.
- Vacuum table to aid linen insertion.
- Partial bypass, so different programs can be used in each of the two working lanes.

- Linen reject system.
- Double air pressure in lengthwise folds for thicker linen.

### IMPORTANT NOTE

- These FLATWORK IRONERS are configured for connection to a linen stacker.
- The stacker must be ordered separately with its corresponding code.
- The price of the FLATWORK IRONER DOES NOT INCLUDE the price of the stacker.
- **The price of the flatwork ironer DOES NOT INCLUDE the necessary cost of INSTALLATION AND TUNING.**

# Phoenix compact flatwork ironers ø 600

## Important note:

The compact PHOENIX FLATWORK IRONER is ready to operate connected to a stacker (standard or compact model).  
 The stacker must be ordered separately with its corresponding code. The FLATWORK IRONER code DOES NOT INCLUDE the stacker.  
 The price of the FLATWORK IRONER DOES NOT INCLUDE the stacker.

It is compulsory to include installation and commissioning service by FAGOR authorised technical service. Ask for a quote.

## Ø 600 - Electrically-Heated Models

MODEL	CODE	ROLLER (MM)		HEIGHT OF INSERT. TABLE	PRODUC. (*) KG/H	HEATINGPOWER KW	TOTAL ELEC. POWER KW	DIMENSIONS (**) L X P X A (MM)	€
		Ø	LENGTH						
SPE600-2600E 1 lane	19044389	600	2.600	1.050	125	60	63,1	3.718x2.209x1.810	184.070
SPE600-2600E 1-2 lanes	19044392	600	2.600	1.050	125	60	63,1	3.718x2.209x1.810	191.045
SPE600-3300E 1 lane	19044395	600	3.300	1.050	160	60	63,1	4.418x2.209x1.810	193.665
SPE600-3300E 1-2 lanes	19044398	600	3.300	1.050	160	60	63,1	4.418x2.209x1.810	200.640

## Ø 600 - Gas Heated Models

MODEL	CODE	ROLLER (MM)		HEIGHT OF INSERT. TABLE	PRODUC. (*) KG/H	HEATINGPOWER KW	TOTAL ELEC. POWER KW	DIMENSIONS (**) L X P X A (MM)	€
		Ø	LENGTH						
SPE600-2600G 1 lane	19044390	600	2.600	1.050	125	65	3,1	3.718x2.209x1.810	175.350
SPE600-2600G 1-2 lanes	19044393	600	2.600	1.050	125	65	3,1	3.718x2.209x1.810	182.325
SPE600-3300G 1 lane	19044396	600	3.300	1.050	160	82	3,1	4.418x2.209x1.810	184.935
SPE600-3300G 1-2 lanes	19044399	600	3.300	1.050	160	82	3,1	4.418x2.209x1.810	191.920

## Ø 600 - Steam Heated Models

MODEL	CODE	ROLLER (MM)		HEIGHT OF INSERT. TABLE	PRODUC. (*) KG/H	HEATINGPOWER KW	TOTAL ELEC. POWER KW	DIMENSIONS (**) L X P X A (MM)	€
		Ø	LENGTH						
SPE600-2600S 1 lane	19044391	600	2.600	1.050	125	55	3,1	3.718x2.209x1.810	192.790
SPE600-2600S 1-2 lanes	19044394	600	2.600	1.050	125	55	3,1	3.718x2.209x1.810	199.775
SPE600-3300S 1 lane	19044397	600	3.300	1.050	160	75	3,1	4.418x2.209x1.810	202.400
SPE600-3300S 1-2 lanes	19044400	600	3.300	1.050	160	75	3,1	4.418x2.209x1.810	209.365

(\*) : Estimated productions for 140 g/m<sup>2</sup> cotton textiles with a moisture level of 45 % humidity and 100% use of roll surface.

(\*\*) Length of the machine without the stacker.

## Stacker

CODE	DESCRIPTION	STACKING CAPACITY		POWER (KW)	DIMENSIONS (MM)	€
19041216	Stacker	10 ÷ 15 tablecloths	10 sheets	0,36	1.365x2.476x1.200	26.430
19041214	Compact (roll-off) stacker	5 tablecloths	10 sheets	0,36	685x 2.385x660	19.390

# Phoenix compact flatwork ironers ø 800

## Important note:

The compact PHOENIX FLATWORK IRONER is ready to operate connected to a stacker (standard or compact model).

The stacker must be ordered separately with its corresponding code.  
The FLATWORK IRONER code DOES NOT INCLUDE the stacker.

The price of the FLATWORK IRONER DOES NOT INCLUDE the stacker.

It is compulsory to include installation and commissioning service by FAGOR authorised technical service. Ask for a quote.

## Ø 800 - Electrically-Heated Models

MODEL	CODE	ROLLER (MM)		HEIGHT OF INSERT. TABLE	PRODUC. (*) KG/H	HEATINGPOWER KW	TOTAL ELEC. POWER KW	DIMENSIONS (**) L X P X A (MM)	€
		Ø	LENGTH						
SPE800-2600E 1 lane	19044401	800	2.600	970	170	75,00	78,50	3.718x2.209x2.080	202.400
SPE800-2600E 1-2 lanes	19044405	800	2.600	970	170	75,00	78,50	3.718x2.209x2.080	209.365
SPE800-3300E 1 lane	19044409	800	3.300	970	220	75,00	78,50	4.418x2.209x2.080	211.120
SPE800-3300E 1-2 lanes	19044413	800	3.300	970	220	75,00	78,50	4.418x2.209x2.080	218.085

## Ø 800 - Gas Heated Models

MODEL	CODE	ROLLER (MM)		HEIGHT OF INSERT. TABLE	PRODUC. (*) KG/H	HEATINGPOWER KW	TOTAL ELEC. POWER KW	DIMENSIONS (**) L X P X A (MM)	€
		Ø	LENGTH						
SPE800-2600G 1 lane	19044402	800	2.600	970	170	89,00	3,50	3.718x2.209x2.080	193.665
SPE800-2600G 1-2 lanes	19044410	800	2.600	970	170	89,00	3,50	3.718x2.209x2.080	200.640
SPE800-3300G 1 lane	19044406	800	3.300	970	220	127,00	3,50	4.418x2.209x2.080	202.400
SPE800-3300G 1-2 lanes	19044414	800	3.300	970	220	127,00	3,50	4.418x2.209x2.080	209.365

## Ø 800 - Gas Heated Models With Radiant Burner

MODEL	CODE	ROLLER (MM)		HEIGHT OF INSERT. TABLE	PRODUC. (*) KG/H	HEATINGPOWER KW	TOTAL ELEC. POWER KW	DIMENSIONS (**) L X P X A (MM)	€
		Ø	LENGTH						
SPE800-2600GR 1 lane	19044403	800	2.600	970	195	89,00	3,50	3.718x2.209x2.080	202.330
SPE800-2600GR 1-2 lanes	19044407	800	2.600	970	195	89,00	3,50	3.718x2.209x2.080	209.320
SPE800-3300GR 1 lane	19044411	800	3.300	970	253	127,00	3,50	4.418x2.209x2.080	211.060
SPE800-3300GR 1-2 lanes	19044415	800	3.300	970	253	127,00	3,50	4.418x2.209x2.080	218.045

## Ø 800 - Steam Heated Models

MODEL	CODE	ROLLER (MM)		HEIGHT OF INSERT. TABLE	PRODUC. (*) KG/H	HEATINGPOWER KW	TOTAL ELEC. POWER KW	DIMENSIONS (**) L X P X A (MM)	€
		Ø	LENGTH						
SPE800-2600S 1 lane	19044404	800	2.600	970	170	85,00	3,50	3.718x2.209x2.080	211.120
SPE800-2600S 1-2 lanes	19044408	800	2.600	970	170	85,00	3,50	3.718x2.209x2.080	218.085
SPE800-3300S 1 lane	19044412	800	3.300	970	220	110,00	3,50	4.418x2.209x2.080	219.835
SPE800-3300S 1-2 lanes	19044416	800	3.300	970	220	110,00	3,50	4.418x2.209x2.080	226.810

(\*) Estimated productions for 140 g/m<sup>2</sup> cotton textiles with a moisture level of 45 %.

(\*\*) Length of the machine without the stacker.

## Stackers

CODE	DESCRIPTION	STACKING CAPACITY		POWER (KW)	DIMENSIONS (MM)	€
19041216	Stacker	10 ÷ 15 tablecloths	10 sheets	0,36	1.365x2.476x1.200	26.430
19041214	Compact (roll-off) stacker	5 tablecloths	10 sheets	0,36	685x2.385x660	19.390

# Phoenix compact flatwork ironers ø 1000

## Important note:

The compact PHOENIX FLATWORK IRONER is ready to operate connected to a stacker (standard or compact model). The stacker must be ordered separately with its corresponding code. The FLATWORK IRONER code DOES NOT INCLUDE the stacker.

The price of the FLATWORK IRONER DOES NOT INCLUDE the stacker.

It is compulsory to include installation and commissioning service by FAGOR authorised technical service. Ask for a quote.

## Ø 1000 - Electrically-Heated Models

MODEL	CODE	ROLLER (MM)		HEIGHT OF INSERT. TABLE	PRODUC. (*) KG/H	HEATINGPOWER KW	TOTAL ELEC. POWER KW	DIMENSIONS (**) L X P X A (MM)	€
		Ø	LENGTH						
SPE1000-2600E 1 lane	19044417	1.000	2.600	1.050	225	90,00	93,90	3.718x2.289x2.279	247.745
SPE1000-2600E 2 lanes	19044420	1.000	2.600	1.050	225	90,00	93,90	3.718x2.289x2.279	259.955
SPE1000-3300E 1 lane	19044423	1.000	3.300	1.050	290	90,00	93,90	4.418x2.289x2.279	258.215
SPE1000-3300E 2 lanes	19044426	1.000	3.300	1.050	290	90,00	93,90	4.418x2.289x2.279	270.425

## Ø 1000 - Gas Heated Models With Radiant Burner

### TIME AND ENERGY SAVINGS.

In step with the reduction in work time, the machine's hourly gas **consumption** is **reduced by 25%** compared to the atmospheric burner model.

In step with the reduction in gas consumption, the machine's hourly **production** is **increased by 25%** compared to the atmospheric burner model.

MODEL	CODE	ROLLER (MM)		HEIGHT OF INSERT. TABLE	PRODUC. (*) KG/H	HEATINGPOWER KW	TOTAL ELEC. POWER KW	DIMENSIONS (**) L X P X A (MM)	€
		Ø	LENGTH						
SPE1000-2600GR 1 lane	19044418	1.000	2.600	1.050	257	120,00	3,90	3.718x2.289x2.279	237.270
SPE1000-2600GR 2 lanes	19044421	1.000	2.600	1.050	257	120,00	3,90	3.718x2.289x2.279	249.495
SPE1000-3300GR 1 lane	19044424	1.000	3.300	1.050	331	150,00	3,90	4.418x2.289x2.279	247.745
SPE1000-3300GR 2 lanes	19044427	1.000	3.300	1.050	331	150,00	3,90	4.418x2.289x2.279	259.955

## Ø 1000 - Steam Heated Models

MODEL	CODE	ROLLER (MM)		HEIGHT OF INSERT. TABLE	PRODUC. (*) KG/H	HEATINGPOWER KW	TOTAL ELEC. POWER KW	DIMENSIONS (**) L X P X A (MM)	€
		Ø	LENGTH						
SPE1000-2600S 1 lane	19044419	1.000	2.600	1.050	225	120,00	3,90	3.718x2.289x2.279	261.710
SPE1000-2600S 2 lanes	19044422	1.000	2.600	1.050	225	120,00	3,90	3.718x2.289x2.279	273.920
SPE1000-3300S 1 lane	19044425	1.000	3.300	1.050	290	150,00	3,90	4.418x2.289x2.279	272.170
SPE1000-3300S 2 lanes	19044428	1.000	3.300	1.050	290	150,00	3,90	4.418x2.289x2.279	284.385

(\*) : Estimated productions for 140 g/m<sup>2</sup> cotton textiles with a moisture level of 45 % humidity and 100% use of roll surface.

(\*\*) Length of the machine without the stacker.

## Stackers

CODE	DESCRIPTION	STACKING CAPACITY		POWER (KW)	DIMENSIONS (MM)	€
19041216	Stacker	10 ÷ 15 tablecloths	10 sheets	0,36	1.365x2.476x1.200	26.430
19041214	Compact (roll-off) stacker	5 tablecloths	10 sheets	0,36	685x 2.385x660	19.390

# Stackers for phoenix models

All options ordered are assembled in factory.



STACKER



COMPACT STACKER  
Roll-Off



Stacking

CODE	DESCRIPTION	STACKING CAPACITY		POWER (KW)	DIMENSIONS (MM)	€
19041216	Stacker	10 ÷ 15 tablecloths	10 sheets	0,36	1.365x2.476x1.200	26.430
19041214	Compact (roll-off) stacker	5 tablecloths	10 sheets	0,36	685x 2.385x660	19.390

## Accessories and options for phoenix models

All options ordered are assembled in factory.

CÓDIGO	DESCRIPTION	€
19041218	Vacuum table to help the linen feeding	4.985
19041213	Automatic 1 lane clamp feeder with vacuum feeding belts	29.920
19041215	By pass for rear exit or to adapt Lynx	4.985
19043812	Rear table + bypass	7.990
19041190	Small pieces back collector: 2 lanes + bypass included	15.855
19041189	Small pieces back collector: 4 lanes + bypass included	19.910
19041202	Double air pressure in length folds for thicker linen	3.025
19041217	Linen reject system (dirty or torn)	2.400
19041219	Different voltage from 400V III +N 50Hz	2.995
19041253	Maintenance Kit for Ironers	1.410
19035803	Maritime packing PHOENIX	3.365
19035809	Maritime packing for side stacker	1.215
19068723	Maritime packing for ROLL OFF	825
To consult	Maritime packing for back collector: 2 lanes	865
To consult	Maritime packing for back collector: 4 lanes	1.300
To consult	Remote Service	3.830

## Installation and start up

CODE	DESCRIPTION	€
-	Transport supplement for "in situ" adjustment and tuning of the machine	To consult

**NOTE:** The customer shall pay the transport costs (tickets, mileage, etc.), as well as the accommodation of the operators. Fagor Professional does not assume responsibility for the product nor for its functioning if these machines have not been installed by authorised technicians.

## Examples of assembly of phoenix flatwork ironers with accessories



"PHOENIX" IRONER DRYER with STACKER to the left and back output.



"PHOENIX" IRONER DRYER With COMPACT STACKER to the right and back output.



"PHOENIX" IRONER DRYER with COMPACT STACKER to the left and front output.



"PHOENIX" IRONER DRYER with COMPACT STACKER, TWO-LANE SERVIETTE COLLECTOR and "SMARTY" SERVIETTE FOLDER.

# Poseidon compact flatwork ironers

Compact, high-production machines.



Drying



Ironing



Lengthwise  
fold



These FLATWORK IRONERS are the least complex and least costly models from the whole FAGOR family of high-production FLATWORK IRONERS. They are compact wall machines, which offer a high output of up to 290 kg/hour.

The POSEIDON models come with a precise lengthwise folder. This folder can make up to two lengthwise folds in two completely independent working lanes if desired. The folds are made by means of a system of photocells and compressed air, ensuring a perfect fold. The POLARIS models on the other hand are dryer-ironers only, with the option of working as pass-through machines, without any type of folding.

## General characteristics

- Unit exterior in lacquered steel.
- One or two working lanes: one lane for bedsheets, or two lanes for tablecloths and smaller pieces.
- Lengthwise folding with 1 or 2 folds in two independent lanes (POSEIDON).
- Folding by photocells and compressed air.
- Variable-frequency drive.
- Insertion and ironing belts in Nomex.
- Touch-screen control: programs can be created with speed control (between 3 and 18 m/min), temperature and folding parameters (POSEIDON).
- High output capacity, depending on the residual moisture of the linen, up to 290 kg/h directly from a high spin washer extractor.
- Powerful vapour extraction system.

## Options

- Automatic one-lane clamp feeder with vacuum feeding belts.
- Small pieces back collector with 2 or 4 lanes.
- Vacuum table to aid linen insertion.
- Linen reject system.
- Double air pressure in lengthwise folds for thicker linen.
- Back output of linen with collecting table.

## Installation and start up

CODE	DESCRIPTION	€
-	Transport supplement for "in situ" adjustment and tuning of the machine	To consult

**NOTE:** The customer shall pay the transport costs (tickets, mileage, etc.), as well as the accommodation of the operators. Fagor Professional does not assume responsibility for the product nor for its functioning if these machines have not been installed by authorised technicians.



# Compact poseidon flatwork ironers with lengthwise folder

It is compulsory to include installation and commissioning service by FAGOR authorised technical service. Ask for a quote.

## Roller ø 600

MODEL (#)	CODE	HEATING	ROLLER LENG. (MM)	HEIGHT OF INSERT. TABLE	SPEED M MIN.	PRODUC. (*) KG/H	HEATING POWER KW	TOTAL ELEC. POWER KW	DIMENSIONS L X P X A (MM)	€
SP600-2600E 1-2 lanes	19044369	Elec.	2.600	1.050	3 ÷ 10	125	E 60,00	61,90	3.674x1.445x1.810	102.385
SP600-3300E 1-2 lanes	19044372	Elec.	3.300	1.050	3 ÷ 10	160	E 60,00	61,90	4.374x1.445x1.810	111.695
SP600-2600G 1-2 lanes	19044370	Gas	2.600	1.050	3 ÷ 10	125	G 65,00	1,90	3.674x1.445x1.810	94.940
SP600-3300G 1-2 lanes	19044373	Gas	3.300	1.050	3 ÷ 10	160	G 82,00	1,90	4.374x1.445x1.810	102.385
SP600-2600S 1-2 lanes	19044371	Steam	2.600	1.050	3 ÷ 10	125	S 55,00	1,90	3.674x1.445x1.810	111.695
SP600-3300S 1-2 lanes	19044374	Steam	3.300	1.050	3 ÷ 10	160	S 75,00	1,90	4.374x1.445x1.810	121.005

## Roller ø 800

MODEL (#)	CODE	HEATING	ROLLER LENG. (MM)	HEIGHT OF INSERT. TABLE	SPEED M MIN.	PRODUC. (*) KG/H	HEATING POWER KW	TOTAL ELEC. POWER KW	DIMENSIONS L X P X A (MM)	€
SP800-2600E 1-2 lanes	19044375	Elec.	2.600	970	3 ÷ 13	170	E 75,00	77,20	3.786x1.770x1.980	115.420
SP800-3300E 1-2 lanes	19044379	Elec.	3.300	970	3 ÷ 13	220	E 75,00	77,20	4.486x1.770x1.980	124.720
SP800-2600G 1-2 lanes	19044376	Gas - Atmosf.	2.600	970	3 ÷ 13	170	G 89,00	2,20	3.786x1.770x1.980	107.975
SP800-3300G 1-2 lanes	19044380	Gas - Atmosf.	3.300	970	3 ÷ 13	220	G 127,00	2,20	4.486x1.770x1.980	115.420
SP800-2600GR 1-2 lanes	19044377	Gas - Radiant	2.600	970	3 ÷ 13	195	G 89,00	2,20	3.786x1.770x1.980	117.145
SP800-3300GR 1-2 lanes	19044381	Gas - Radiant	3.300	970	3 ÷ 13	253	G 127,00	2,20	4.486x1.770x1.980	124.595
SP800-2600S 1-2 lanes	19044378	Steam	2.600	970	3 ÷ 13	170	S 85,00	2,20	3.786x1.770x1.980	124.720
SP800-3300S 1-2 lanes	19044382	Steam	3.300	970	3 ÷ 13	220	S 110,00	2,20	4.486x1.770x1.980	134.035

## Roller ø 1000

MODEL (#)	CODE	HEATING	ROLLER LENG. (MM)	HEIGHT OF INSERT. TABLE	SPEED M MIN.	PRODUC. (*) KG/H	HEATING POWER KW	TOTAL ELEC. POWER KW	DIMENSIONS L X P X A (MM)	€
SP1000-2600E 1-2 lanes	19044383	Elec.	2.600	1.050	4 ÷ 18	225	E 90,00	92,60	3.786x1.985x2.180	173.115
SP1000-3300E 1-2 lanes	19044386	Elec.	3.300	1.050	4 ÷ 18	290	E 90,00	92,60	4.486x1.985x2.180	182.445
SP1000-2600GR 1-2 lanes	19044384	Gas - Radiant	2.600	1.050	4 ÷ 18	257	G 120,00	2,60	3.786x1.985x2.180	161.955
SP1000-3300GR 1-2 lanes	19044387	Gas - Radiant	3.300	1.050	4 ÷ 18	331	G 156,00	2,60	4.486x1.985x2.180	171.265
SP1000-2600S 1-2 lanes	19044385	Steam	2.600	1.050	4 ÷ 18	225	S 120,00	2,60	3.786x1.985x2.180	182.445
SP1000-3300S 1-2 lanes	19044388	Steam	3.300	1.050	4 ÷ 18	290	S 150,00	2,60	4.486x1.985x2.180	191.740

(#) "G R" GAS MODELS WITH RADIANT BURNER: Time and energy savings. Gas consumption reduced by 25%. Hourly production increased by 25%.  
 (\*): Estimated productions for 140 g/m<sup>2</sup> cotton textiles with a moisture level of 45 % humidity and 100% use of roll surface.

## Accessories and options for poseidon models

All options ordered are assembled in factory.

CODE	DESCRIPTION	€	CODE	DESCRIPTION	€
19041218	Vacuum table to help the linen feeding	4.985	19041215	BY-PASS	4.985
19041213	Automatic 1 lane clamp feeder with vacuum feeding belts	29.920	19041202	Double air pressure in length folds for thicker linen	3.025
19041191	Rear exit with by-pass included	8.390	19041217	Linen reject system (dirty or torn)	2.400
19041121	Crossfolder CPL-CROSS 260 + stacker for POSEIDON	85.555	19041219	Different voltage from 400V III +N 50Hz	2.995
19041122	Crossfolder CPL-CROSS 330 + stacker for POSEIDON	90.305	19068774	Maritime packing for POSEIDON	3.365
19041188	Motorized rear exit - height 860 mm. includes rear exit	19.285	19068724	2-Lane back reception (main bulk 2 lanes back reception)	865
19048781	Small pieces back collector: 2 lanes for POSEIDON	12.955	19068725	4-Lane back reception (main bulk 4 lanes back reception)	1.300
19048783	Small pieces back collector: 4 lanes for POSEIDON	17.555	19035807	POSEIDON (main bulk of the ironer)	3.365
			To consult	Remote Service	3.830

# Polaris compact flatwork ironers

Compact, high-production machines.



Drying



Ironing



These FLATWORK IRONERS are the least complex and least costly models from the whole FAGOR family of high-production FLATWORK IRONERS. They are compact wall machines, which offer a high output of up to 290 kg/hour.

The POSEIDON models come with a precise lengthwise folder. This folder can make up to two lengthwise folds in two completely independent working lanes if desired. The folds are made by means of a system of photocells and compressed air, ensuring a perfect fold. The POLARIS models on the other hand are dryer-ironers only, with the option of working as pass-through machines, without any type of folding.

## General characteristics

- Unit exterior in lacquered steel.
- One or two working lanes: one lane for bedsheets, or two lanes for tablecloths and smaller pieces.
- Lengthwise folding with 1 or 2 folds in two independent lanes (POSEIDON).
- Folding by photocells and compressed air.
- Variable-frequency drive.
- Insertion and ironing belts in Nomex.

- Touch-screen control: programs can be created with speed control (between 3 and 18 m/min), temperature and folding parameters (POSEIDON).
- High output capacity, depending on the residual moisture of the linen, up to 290 kg/h directly from a high spin washer extractor.
- Powerful vapour extraction system.

### Options

- Automatic one-lane clamp feeder with vacuum feeding belts.
- Small pieces back collector with 2 or 4 lanes.
- Vacuum table to aid linen insertion.
- Linen reject system.
- Double air pressure in lengthwise folds for thicker linen.
- Back output of linen with collecting table.

## Installation and start up

CODE	DESCRIPTION	€
-	Transport supplement for "in situ" adjustment and tuning of the machine	To consult

**NOTE:** The customer shall pay the transport costs (tickets, mileage, etc.), as well as the accommodation of the operators. Fagor Professional does not assume responsibility for the product nor for its functioning if these machines have not been installed by authorised technicians.

## Polaris compact flatwork ironers

It is compulsory to include installation and commissioning service by FAGOR authorised technical service. Ask for a quote.

### Roller ø 600

MODEL (#)	CODE	HEATING	ROLLER LENG. (MM)	HEIGHT OF INSERT. TABLE	SPEED M MIN.	PRODUC. (*) KG/H	HEATING POWER KW	TOTAL ELEC. POWER KW	DIMENSIONS L X P X A (MM)	€
S600-2600E	19044349	Elec.	2.600	1.050	3 ÷ 10	125	E 60,00	61,90	3.674x1.445x1.810	85.630
S600-3300E	19044352	Elec.	3.300	1.050	3 ÷ 10	160	E 60,00	61,90	4.374x1.445x1.810	89.355
S600-2600G	19044350	Gas	2.600	1.050	3 ÷ 10	125	G 65,00	1,90	3.674x1.445x1.810	80.045
S600-3300G	19044353	Gas	3.300	1.050	3 ÷ 10	160	G 82,00	1,90	4.374x1.445x1.810	83.770
S600-2600S	19044351	Steam	2.600	1.050	3 ÷ 10	125	S 55,00	1,90	3.674x1.445x1.810	91.210
S600-3300S	19044354	Steam	3.300	1.050	3 ÷ 10	160	S 75,00	1,90	4.374x1.445x1.810	94.940

### Roller ø 800

MODEL (#)	CODE	HEATING	ROLLER LENG. (MM)	HEIGHT OF INSERT. TABLE	SPEED M MIN.	PRODUC. (*) KG/H	HEATING POWER KW	TOTAL ELEC. POWER KW	DIMENSIONS L X P X A (MM)	€
S800-2600E	19044355	Elec.	2.600	970	3 ÷ 13	170	E 75,00	77,20	3.786x1.770x1.980	102.385
S800-3300E	19044359	Elec.	3.300	970	3 ÷ 13	220	E 75,00	77,20	4.486x1.770x1.980	106.105
S800-2600G	19044356	Gas - Atmosf.	2.600	970	3 ÷ 13	170	G 89,00	2,20	3.786x1.770x1.980	94.940
S800-3300G	19044360	Gas - Atmosf.	3.300	970	3 ÷ 13	220	G 127,00	2,20	4.486x1.770x1.980	98.665
S800-2600GR	19044357	Gas - Radiant	2.600	970	3 ÷ 13	195	G 89,00	2,20	3.786x1.770x1.980	104.110
S800-3300GR	19044361	Gas - Radiant	3.300	970	3 ÷ 13	253	G 127,00	2,20	4.486x1.770x1.980	107.830
S800-2600S	19044358	Steam	2.600	970	3 ÷ 13	170	S 85,00	2,20	3.786x1.770x1.980	107.975
S800-3300S	19044362	Steam	3.300	970	3 ÷ 13	220	S 110,00	2,20	4.486x1.770x1.980	111.695

### Roller ø 1000

MODEL (#)	CODE	HEATING	ROLLER LENG. (MM)	HEIGHT OF INSERT. TABLE	SPEED M MIN.	PRODUC. (*) KG/H	HEATING POWER KW	TOTAL ELEC. POWER KW	DIMENSIONS L X P X A (MM)	€
S1000-2600E	19044363	Elec.	2.600	1.050	4 ÷ 18	225	E 90,00	92,60	3.786x1.985x2.180	143.330
S1000-3300E	19044366	Elec.	3.300	1.050	4 ÷ 18	290	E 90,00	92,60	4.486x1.985x2.180	147.060
S1000-2600GR	19044364	Gas - Radiant	2.600	1.050	4 ÷ 18	257	G 117,00	2,60	3.786x1.985x2.180	134.035
S1000-3300GR	19044367	Gas - Radiant	3.300	1.050	4 ÷ 18	331	G 156,00	2,60	4.486x1.985x2.180	137.765
S1000-2600S	19044365	Steam	2.600	1.050	4 ÷ 18	225	S 120,00	2,60	3.786x1.985x2.180	152.640
S1000-3300S	19044368	Steam	3.300	1.050	4 ÷ 18	290	S 150,00	2,60	4.486x1.985x2.180	156.360

(#) : "G R" GAS MODELS WITH RADIANT BURNER: Time and energy savings. Gas consumption reduced by 25%. Hourly production increased by 25%.

(\*) : Estimated productions for 140 g/m<sup>2</sup> cotton textiles with a moisture level of 45 % humidity and 100% use of roll surface.

## Accessories and options for polaris models

All options ordered are assembled in factory.

CODE	DESCRIPTION	€	CODE	DESCRIPTION	€
19041218	Vacuum table to help the linen feeding	4.985	19041219	Different voltage from 400V III +N 50Hz	2.995
19041213	Automatic 1 lane clamp feeder with vacuum feeding belts	29.920	19068774	Embalaje marítimo POLARIS	3.365
19041191	Rear exit	8.390	19068724	2-Lane back reception (main bulk 2 lanes back reception)	865
19041188	Motorized rear exit - height 860 mm. (rear exit included)	19.285	19068725	4-Lane back reception (main bulk 4 lanes back reception)	1.300
19048785	Small pieces back collector: 2 lanes for POLARIS	12.955	19035807	POLARIS (main bulk of the ironer)	3.365
19048784	Small pieces back collector: 4 lanes for POLARIS	17.555	To consult	Remote Service	3.830

## Codes for different voltages and frequencies

## Wall Ironers

MOD.	400 III+N 50 HZ	230 III 50 HZ	230 I+N 50 HZ	400 III+N 60 HZ	230 III 60 HZ	230 I+N 60 HZ	MARINE400V III WITHOUT N 60 HZ
P-18/100 M E	N/A	N/A	STD	N/A	N/A	STD	N/A
P-12/18 M E	N/A	N/A	STD	N/A	N/A	STD	N/A
P-25/100 M E	STD	OPT	OPT	OPT	OPT	OPT	OPT
P-25/120 M E	STD	OPT	OPT	OPT	OPT	OPT	OPT
P-25/140 M E	STD	OPT	OPT	OPT	OPT	OPT	OPT
P-25/200 M E	STD	OPT	N/A	OPT	OPT	N/A	OPT
P-25/140 M PLUS E	STD	OPT	OPT	OPT	OPT	OPT	OPT
P-25/200 M PLUS E	STD	OPT	N/A	OPT	OPT	N/A	OPT

## Wall Flatwork Ironers Ø 200

MOD.	400 III+N 50 HZ	230 III 50 HZ	230 I+N 50 HZ	400 III+N 60 HZ	230 III 60 HZ	230 I+N 60 HZ	MARINE400V III WITHOUT N 60 HZ
PS-20/120 M E	STD	OPT	N/A	STD	OPT	N/A	OPT
PS-20/140 M E	STD	OPT	N/A	STD	OPT	N/A	OPT
PS-20/160 M E	STD	OPT	N/A	STD	OPT	N/A	OPT

## Wall Flatwork Ironers Ø 325

MOD.	400 III+N 50 HZ	230 III 50 HZ	230 I+N 50 HZ	400 III+N 60 HZ	230 III 60 HZ	230 I+N 60 HZ	MARINE400V III WITHOUT N 60 HZ
PS-35/140 M E	STD	OPT	N/A	STD	OPT	N/A	OPT
PS-35/140 M G	STD	STD	OPT	OPT	OPT	OPT	N/A
PS-35/160 M E	STD	OPT	N/A	STD	OPT	N/A	OPT
PS-35/160 M G	STD	STD	OPT	OPT	OPT	OPT	N/A
PS-35/200 M E	STD	OPT	N/A	STD	OPT	N/A	OPT
PS-35/200 M G	STD	STD	OPT	OPT	OPT	OPT	N/A
PS-35/200 M PLUS E	STD	OPT	N/A	STD	OPT	N/A	OPT
PS-35/200 M PLUS GR	STD	STD	OPT	STD	STD	OPT	N/A
PS-35/260 M PLUS E	STD	OPT	N/A	STD	OPT	N/A	OPT
PS-35/260 M PLUS GR	STD	STD	OPT	STD	STD	OPT	N/A
PS-35/330 M PLUS E	STD	OPT	N/A	STD	OPT	N/A	OPT
PS-35/330 M PLUS GR	STD	STD	OPT	STD	STD	OPT	N/A

N/A: Not available  
OPT: Optional  
STD: Standard

Wall Flatwork Ironers Ø 500

MOD.	400 III+N 50 HZ	230 III 50 HZ	230 I+N 50 HZ	400 III+N 60 HZ	230 III 60 HZ	230 I+N 60 HZ	MARINE 400V III WITHOUT N 60 HZ
PS-50/200 TP2 E	STD	OPT	N/A	STD	OPT	N/A	OPT
PS-50/200 TP2 G	STD	STD	OPT	OPT	OPT	OPT	N/A
PS-50/200 TP2 GR	STD	STD	OPT	STD	STD	OPT	N/A
PS-50/200 TP2 S	STD	STD	OPT	STD	STD	OPT	OPT
PS-50/260 TP2 E	STD	OPT	N/A	STD	OPT	N/A	OPT
PS-50/260 TP2 G	STD	STD	OPT	OPT	OPT	OPT	N/A
PS-50/260 TP2 GR	STD	STD	OPT	STD	STD	OPT	N/A
PS-50/260 TP2 S	STD	STD	OPT	STD	STD	OPT	OPT
PS-50/330 TP2 E	STD	OPT	N/A	STD	OPT	N/A	OPT
PS-50/330 TP2 G	STD	STD	OPT	OPT	OPT	OPT	N/A
PS-50/330 TP2 GR	STD	STD	OPT	STD	STD	OPT	N/A
PS-50/330 TP2 S	STD	STD	OPT	STD	STD	OPT	OPT

Wall Flatwork Ironers Ø 650

MOD.	400 III+N 50 HZ	230 III 50 HZ	230 I+N 50 HZ	400 III+N 60 HZ	230 III 60 HZ	230 I+N 60 HZ	MARINE 400V III WITHOUT N 60 HZ
PS-65/200 TP2 E	STD	OPT	N/A	STD	OPT	N/A	OPT
PS-65/200 TP2 GR	STD	STD	OPT	STD	STD	OPT	N/A
PS-65/200 TP2 S	STD	STD	OPT	STD	STD	OPT	OPT
PS-65/260 TP2 E	STD	OPT	N/A	STD	OPT	N/A	OPT
PS-65/260 TP2 GR	STD	STD	OPT	STD	STD	OPT	N/A
PS-65/260 TP2 S	STD	STD	OPT	STD	STD	OPT	OPT
PS-65/330 TP2 E	STD	N/A	N/A	STD	N/A	N/A	OPT
PS-65/330 TP2 GR	STD	STD	OPT	STD	STD	OPT	N/A
PS-65/330 TP2 S	STD	STD	OPT	STD	STD	OPT	OPT

N/A: Not available  
 OPT: Optional  
 STD: Standard

## Codes for different voltages and frequencies

## Phoenix compact flatwork ironers

MOD.	400 III+N	230 III	230 I+N	400 III+N	230 III	230 I+N
	50 HZ	50 HZ	50 HZ	60 HZ	60 HZ	60 HZ
Ø 600						
SPE600-2600E 1 lane	STD	N/A	N/A	OPT	OPT	N/A
SPE600-2600E 1-2 lanes	STD	N/A	N/A	OPT	OPT	N/A
SPE600-3300E 1 lane	STD	N/A	N/A	OPT	OPT	N/A
SPE600-3300E 1-2 lanes	STD	N/A	N/A	OPT	OPT	N/A
SPE600-2600G 1 lane	STD	OPT	N/A	OPT	OPT	N/A
SPE600-2600G 1-2 lanes	STD	OPT	N/A	OPT	OPT	N/A
SPE600-3300G 1 lane	STD	OPT	N/A	OPT	OPT	N/A
SPE600-3300G 1-2 lanes	STD	OPT	N/A	OPT	OPT	N/A
SPE600-2600S 1 lane	STD	OPT	N/A	OPT	OPT	N/A
SPE600-2600S 1-2 lanes	STD	OPT	N/A	OPT	OPT	N/A
SPE600-3300S 1 lane	STD	OPT	N/A	OPT	OPT	N/A
SPE600-3300S 1-2 lanes	STD	OPT	N/A	OPT	OPT	N/A
Ø 800						
SPE800-2600E 1 lane	STD	N/A	N/A	OPT	OPT	N/A
SPE800-2600E 1-2 lanes	STD	N/A	N/A	OPT	OPT	N/A
SPE800-3300E 1 lane	STD	N/A	N/A	OPT	OPT	N/A
SPE800-3300E 1-2 lanes	STD	N/A	N/A	OPT	OPT	N/A
SPE800-2600G 1 lane	STD	OPT	N/A	OPT	OPT	N/A
SPE800-2600G 1-2 lanes	STD	OPT	N/A	OPT	OPT	N/A
SPE800-3300G 1 lane	STD	OPT	N/A	OPT	OPT	N/A
SPE800-3300G 1-2 lanes	STD	OPT	N/A	OPT	OPT	N/A
SPE800-2600GR 1 lane	STD	OPT	N/A	OPT	OPT	N/A
SPE800-2600GR 1-2 lanes	STD	OPT	N/A	OPT	OPT	N/A
SPE800-3300GR 1 lane	STD	OPT	N/A	OPT	OPT	N/A
SPE800-3300GR 1-2 lanes	STD	OPT	N/A	OPT	OPT	N/A
SPE800-2600GR 1 lane	STD	OPT	N/A	OPT	OPT	N/A
SPE800-2600GR 1-2 lanes	STD	OPT	N/A	OPT	OPT	N/A
SPE800-3300GR 1 lane	STD	OPT	N/A	OPT	OPT	N/A
SPE800-3300GR 1-2 lanes	STD	OPT	N/A	OPT	OPT	N/A
Ø 1000						
SPE1000-2600E 1 lane	STD	N/A	N/A	OPT	OPT	N/A
SPE1000-2600E 2 lanes	STD	N/A	N/A	OPT	OPT	N/A
SPE1000-3300E 1 lane	STD	N/A	N/A	OPT	OPT	N/A
SPE1000-3300E 2 lanes	STD	N/A	N/A	OPT	OPT	N/A
SPE1000-2600GR 1 lane	STD	OPT	N/A	OPT	OPT	N/A
SPE1000-2600GR 2 lanes	STD	OPT	N/A	OPT	OPT	N/A
SPE1000-3300GR 1 lane	STD	OPT	N/A	OPT	OPT	N/A
SPE1000-3300GR 2 lanes	STD	OPT	N/A	OPT	OPT	N/A
SPE1000-2600S 1 lane	STD	OPT	N/A	OPT	OPT	N/A
SPE1000-2600S 2 lanes	STD	OPT	N/A	OPT	OPT	N/A
SPE1000-3300S 1 lane	STD	OPT	N/A	OPT	OPT	N/A
SPE1000-3300S 2 lanes	STD	OPT	N/A	OPT	OPT	N/A

N/A: Not available  
OPT: Optional  
STD: Standard

Poseidon compact flatwork ironers

MOD.	400 III+N	230 III	230 I+N	400 III+N	230 III	230 I+N
	50 HZ	50 HZ	50 HZ	60 HZ	60 HZ	60 HZ
Ø 600						
SP600-2600E 1-2 lanes	STD	N/A	N/A	OPT	OPT	N/A
SP600-3300E 1-2 lanes	STD	N/A	N/A	OPT	OPT	N/A
SP600-2600G 1-2 lanes	STD	OPT	N/A	OPT	OPT	N/A
SP600-3300G 1-2 lanes	STD	OPT	N/A	OPT	OPT	N/A
SP600-2600S 1-2 lanes	STD	OPT	N/A	OPT	OPT	N/A
SP600-3300S 1-2 lanes	STD	OPT	N/A	OPT	OPT	N/A
Ø 800						
SP800-2600E 1-2 lanes	STD	N/A	N/A	OPT	OPT	N/A
SP800-3300E 1-2 lanes	STD	N/A	N/A	OPT	OPT	N/A
SP800-2600G 1-2 lanes	STD	OPT	N/A	OPT	OPT	N/A
SP800-3300G 1-2 lanes	STD	OPT	N/A	OPT	OPT	N/A
SP800-2600GR 1-2 lanes	STD	OPT	N/A	OPT	OPT	N/A
SP800-3300GR 1-2 lanes	STD	OPT	N/A	OPT	OPT	N/A
SP800-2600S 1-2 lanes	STD	OPT	N/A	OPT	OPT	N/A
SP800-3300S 1-2 lanes	STD	OPT	N/A	OPT	OPT	N/A
Ø 1000						
SP1000-2600E 1-2 lanes	STD	N/A	N/A	OPT	OPT	N/A
SP1000-3300E 1-2 lanes	STD	N/A	N/A	OPT	OPT	N/A
SP1000-2600GR 1-2 lanes	STD	OPT	N/A	OPT	OPT	N/A
SP1000-3300GR 1-2 lanes	STD	OPT	N/A	OPT	OPT	N/A
SP1000-2600S 1-2 lanes	STD	OPT	N/A	OPT	OPT	N/A
SP1000-3300S 1-2 lanes	STD	OPT	N/A	OPT	OPT	N/A

Polaris compact flatwork ironers

MOD.	400 III+N	230 III	230 I+N	400 III+N	230 III	230 I+N
	50 HZ	50 HZ	50 HZ	60 HZ	60 HZ	60 HZ
Ø 600						
S600-2600E	STD	N/A	N/A	OPT	OPT	N/A
S600-3300E	STD	N/A	N/A	OPT	OPT	N/A
S600-2600G	STD	OPT	N/A	OPT	OPT	N/A
S600-3300G	STD	OPT	N/A	OPT	OPT	N/A
S600-2600S	STD	OPT	N/A	OPT	OPT	N/A
S600-3300S	STD	OPT	N/A	OPT	OPT	N/A
Ø 800						
S800-2600E	STD	N/A	N/A	OPT	OPT	N/A
S800-3300E	STD	N/A	N/A	OPT	OPT	N/A
S800-2600G	STD	OPT	N/A	OPT	OPT	N/A
S800-3300G	STD	OPT	N/A	OPT	OPT	N/A
S800-2600GR	STD	OPT	N/A	OPT	OPT	N/A
S800-3300GR	STD	OPT	N/A	OPT	OPT	N/A
S800-2600S	STD	OPT	N/A	OPT	OPT	N/A
S800-3300S	STD	OPT	N/A	OPT	OPT	N/A
Ø 1000						
S1000-2600E	STD	N/A	N/A	OPT	OPT	N/A
S1000-3300E	STD	N/A	N/A	OPT	OPT	N/A
S1000-2600GR	STD	OPT	N/A	OPT	OPT	N/A
S1000-3300GR	STD	OPT	N/A	OPT	OPT	N/A
S1000-2600S	STD	OPT	N/A	OPT	OPT	N/A
S1000-3300S	STD	OPT	N/A	OPT	OPT	N/A

N/A: Not available  
 OPT: Optional  
 STD: Standard







Finishing



# Finishing

In the laundry, each phase must be perfect if you want to have the edge on quality. We offer you a wide range of simple-to-use equipment to guarantee an excellent result in the ironing of all types of shaped clothing.



Perfect finish,  
excellent result.



Access to the web

# Finishing

Finishing Tables .....	149
Steam generators .....	153
Pneumatic presses .....	154
Steam cabinets .....	155
Form finishers .....	155
Spotting tables .....	158

Special models or any other variant on the standard model are to be assembled in factory, and carry a supplement over the price indicated for the standard model.

Please consult Fagor Professional for any other variant or option not reflected on this list.

## Finishing tables with vacuum and iron incorporated



MRP/AC

### General characteristics

- Vacuum finishing tables with iron.
- Models with boiler for steam generation, and models without boiler ready for connection to an external steam generator.
- Work table - dimensions. 1,200x400x250 mm.
- Lower canvas shelf.
- Works by means of a pedal.
- Electrical heating.
- Temperature controlled by thermostat.
- New model MRP-A-CH with adjustable height on work table.

MODEL	CODE	CHARACT. (*)	BOILER LITRES	POWER (KW)								VOLT. (**)	DIMENSIONS MM	€
				BOILER	IRON	TABLE	ARM	VACUU.	PUMP	TOTAL				
MRP-A-C	19018847	A-C	5,00	3,90	0,83	1,00	0,09	0,45	0,38	6,65	T	1.550x580x950	4.845	
MRP-A	19018844	A	-	-	0,83	1,00	0,09	0,45	-	2,37	M	1.480x480x930	3.270	
<b>New</b>	MRP-A-CH	19086149	A-C	3,9	3,9	0,83	1,00	1,00	0,45	0,38	7,56	T	1.500x600x1.800	5.960

(\*) : A-C: Model with electric boiler with automatic water feed and automatic steam production. Operating pressure: 2.6 bar.

A: Needs connection to an external steam generator. Requires external steam connection and return. Pressure: 3 bar. Voltage: 230 V - 1+N - 50 Hz

(\*\*) : M: SINGLE PHASE (230 V 1+N)  
T: THREE-PHASE 400 V 3N / 230 V 3 ~

## Finishing tables with vacuum and blower, and iron incorporated



MRP/AS

### General characteristics

- Vacuum finishing tables with hand iron, vacuum and blower.
- The blower requires an external compressed air connection (compressor). Air connection: 1/4". Pressure: 5 bar.
- Models with boiler for steam generation, and models without boiler ready for connection to an external steam generator.
- Work table - dimensions. 1,200x400x270 mm.
- Lower canvas shelf
- Works by means of a pedal.
- Electrical heating.
- Temperature controlled by thermostat.

MODEL	CODE	CHARACT. (*)	BOILER LITRES	POWER (KW)								VOLT. (**)	DIMENSIONS MM	€
				BOILER	IRON	TABLE	ARM	VACUU.	PUMP	TOTAL				
MRP-AS-C	19018846	AS-C	5,00	3,90	0,83	1,00	0,09	0,45	0,38	6,65	T	1.500x600x1.800	7.550	
MRP-AS	19018845	AS	-	-	0,83	1,00	0,09	0,45	-	2,37	M	1.500x600x1.800	5.850	

(\*) : A-C: Model with electric boiler with automatic water feed and automatic steam production. Operating pressure: 2.6 bar.

A: Needs connection to an external steam generator. Requires external steam connection and return. Pressure: 3 bar. Voltage: 230 V - 1+N - 50 Hz

(\*\*) : M: SINGLE PHASE (230 V 1+N)  
T: THREE-PHASE 400 V 3N / 230 V 3 ~

# Finishing tables with vacuum, blower and steam, and iron incorporated



**RECOMMENDED FOR  
WET CLEANING**



MRP-ASCV

## General characteristics

- Tables with hand iron, vacuum, blower and steamer.
- The blower requires an external compressed air connection (compressor). Air connection: 1/4". Pressure: 5 bar.
- Models with boiler for steam generation, and models without boiler ready for connection to an external steam generator.
- Work table - dimensions. 1,200x400x250 mm.
- Lower canvas shelf
- Works by means of a pedal.
- Electrical heating.
- Temperature controlled by thermostat.

MODEL	CODE	CHARACT. (*)	BOILER LITRES	POWER (KW)							VOLT. (**)	DIMENSIONS MM	€
				BOILER	IRON	TABLE	ARM	VACUU.	PUMP	TOTAL			
MRP-VAS-C	19018849	VAS-C	7,00	3,90	0,83	1,00	0,09	0,45	0,38	6,65	T	1.680x580x920	10,355
MRP-VAS	19018848	VAS	-		0,83	1,00	0,09	0,45	-	2,37	M	1.680x580x920	8,115

(\*): VAS-C : Model with electric boiler with automatic water feed and automatic steam production. Operating pressure: 2.6 bar.

VAS : Needs connection to an external steam generator. Requires external steam connection and return. Pressure: 3 bar. Voltage: 230 V - 1+N - 50 Hzt

(\*\*): M : SINGLE PHASE (230 V 1+N)  
T : THREE-PHASE 400 V 3N / 230 V 3 ~

## Accessories



CODE	DESCRIPTION	FOR MODELS MRP :	€
19034690	Arm for sleeves, PM-1	MRP-A, MRP-AC, MRP-AS, MRP-AS-C	720
19034691	Arm for sleeves, PM-2	MRP-VAS, MRP-VAS-C	720
19034697	Second iron SP	Models -C (models with built-in boiler)	665

## Factory assembly optional accessories

CODE	DESCRIPTION	FOR MODELS MRP :	€
To consult	Steam gun, PV-1	MRP-A, MRP-AC, MRP-AS, MRP-AS-C	315
To consult	Steam gun, PV-2	MRP-VAS, MRP-VAS-C	315
To consult	Lane with light, CL-1. For gliding the iron. Fluorescent light in top bar	MRP-A, MRP-AC, MRP-VAS, MRP-VAS-C	1.165
To consult	Lane with light, CL-2. For gliding the iron. Fluorescent light in top bar	MRP-AS, MRP-AS-C	1.165

## Professional ironing table with steamer and iron



MRP/AD

### General characteristics

- Finishing table with hand iron and vacuum, with built-in boiler for steam production.
- Universal electrically-warmed vacuum plate.
- Work table - dimensions: 1,100x380x240 mm.
- Lower canvas shelf.
- Single-phase vacuum incorporated, pedal operated.
- Electrical heating. Temperature controlled by thermostat.
- Pedals on both sides of the machine.
- Electrical connection: 230 V - 1+N - 50 Hz.

#### Optional accessory:

- Hot arm with sleeve ironing shape.

MODEL	CODE	BOILER LITRES	POWER (KW)							VOLT. (**)	DIMENSIONS MM	€
			BOILER	IRON	TABLE	ARM	VACUU.	PUMP	TOTAL			
MRP-AD	19018890	4,0	1,45	0,80	0,70	-	0,13	-	3,10	M	1.380x380x930	2.840

(\*\*): M: SINGLE PHASE (230 V 1+N). 230 V III (Three-phase) -400 V III +N (Three phase)

### Optional accessory: arm for sleeves

CODE	DESCRIPTION	€
19034689	Arm for sleeves, PM-AD	360

## Professional ironing table



MPA

MPA + BETA-3

### General characteristics

- Folding ironing table with electrically warmed vacuum plate.
- Dimensions of the work table: 1,100 x 380 mm
- Lower canvas shelf.

#### Complements:

- Electric steam generators.

MODEL	CODE	BOILER LITRES	POWER (KW)							VOLT. (**)	DIMENSIONS MM	€
			BOILER	IRON	TABLE	ARM	VACUU.	PUMP	TOTAL			
MPA	19001412	-	-	-	0,33	-	0,10	-	0,43	M	1.380x380x930	850

(\*\*): M: SINGLE PHASE (230 V 1+N). 230 V III (Three-phase) -400 V III +N (Three phase)



# Electric generators for steam production

## Beta-3 generator



BETA-3

- Small electric steam generator, isolated thermally.
- Equipped with Iron.
- Boiler in aluminium alloy.
- Manual water feed.
- Operation with potable water.
- Automatic control of the pressure by means of fixed thermostat.
- In option: mobile support with five legs.
- Frequency: 50/60 Hz.

MODEL (*)	CODE	BOILER		AUTONOMY HOURS	POWER (KW)			VOLT. (**)	DIMENSIONS MM	€
		CAPACITY	PRESSURE		BOILER	IRON	TOTAL			
BETA-3	19000288	1,80 l.	3,0 bar	2 ÷ 3	1,00	0,80	1,80	M	230x420x300	790
5 feet trolley + wheels	19000596			5 feet trolley + wheels				-	420x300	135

(\*\*): M: SINGLE PHASE (230 V 1+N). 230 V III (Three-phase) -400 V III +N (Three phase)

## Simba mini generator



SIMBA MINI

- Electric steam generator in stainless steel
- Equipped with steam iron.
- Level indicator Low water indicator
- Three safety devices fitted on the boiler: pressure switch, safety valve and emergency thermostat
- Manual water feed
- Frequency: 50/60 Hz.
- Optional stand.

MODEL (*)	CODE	BOILER		AUTONOMY HOURS	POWER (KW)			VOLT. (**)	DIMENSIONS MM	€
		CAPACITY	PRESSURE		BOILER	IRON	TOTAL			
SIMBA Mini	19012985	5,0 l.	2,8 bar	5 ÷ 6	1,45	0,80	2,25	M	225x450x820	1,090
Wheels support	19012991			feet trolley + wheels				-	450 x 225	150

(\*\*): M: SINGLE PHASE (230 V 1+N). 230 V III (Three-phase) -400 V III +N (Three phase)

# Steam generators

Valid for use with centralised machinery (form finishers and finishing tables)



## General characteristics

- Automatic and electric steam generator in versions with powers of 12, 15 or 22 kW, steam pressure from 1 to 7 bar.
- Can be connected to the water grid directly, or from a stainless steel tank.
- Operating pressure from 1 to 7 bar.

- Available as a single group of heating elements (three elements), or with two separate groups of heating elements (six elements).
- The body of the boiler is constructed in accordance with the current PED standards.

Options:

- Condensate recovery tank in stainless steel.

MODEL	CODE	RECOMMENDED FOR:	POWER KW			DIMENSIONS MM	€
			PUMP	HEATING	TOTAL		
MAXI-24-12 Kw	19068574	MRP finishing tables with external steam connection needs	0,55	12,00	12,55	580x660x730	6.395
MAXI-24-22 kw	19068576	Form finishers MA 360C, T-3000C, T-100 and MC-105	0,55	22,00	22,55	580x660x730	6.395

## Optional accessories

CODE	DESCRIPTION		€
19068729	Stainless steel condensate recovery tank 83L	MAXI-24-22	2.505
19068730	Stainless steel condensate recovery tank 45L	MAXI-24-12	2.255

## Pneumatic presses universal for all clothing



PU-88 PSP

### General characteristics

- Lower part with steam in all models.
- Steam or polished press head (the polished press head is optional, and does not have steam).
- Work table dimensions: 1,170 x 360 x 220 mm.
- Lowering of the press head controlled by two push buttons.
- Steam inlet in the press head by push button.
- Lower part raised by means of push button.
- Steam inlet in the lower part operated by pedal.
- All models equipped with a vacuum unit.
- Connection: 400 V - III+N / 230 V III / 50 Hz.

MODEL (*)	CODE	COMPRESSED AIR LIT/MIN	STEAM CONSUM. KG/H	VACUUM HP	COMPRESSOR HP	BOILER KW	DIMENSIONS MM	€
PU-88	19001641	45,00	25,00	0,60	-	-	1.370x1.080x1.250	17.130
PU-88 C	19031682	45,00	25,00	0,60	-	12,00	1.370x1.080x1.250	21.185
PU-88 C GC	19001638	45,00	25,00	0,60	2,00	12,00	1.370x1.080x1.250	23.825
PU-88 GC	19034272	45,00	25,00	0,60	2,00	-	1.370x1.080x1.250	19.775
PU-88 C GC PCH	19086063	45,00	27,00	0,60	2,00	12,00	1.370x1.080x1.250	24.980

(\*) : C : Boiler for steam production - Electrical operation. Automatic water feed and automatic steam production. Power: 12 kW Volume: 16 l. - Air pressure: 6 bar. - Steam pressure: 4.5 bar.  
 GC : Compressor - 2 HP.  
 PCH : Group of iron + pedal.

## Pneumatic presses for shirt collars and cuffs



PCP-88

### General characteristics

- Lower part with steam in all models.
- Polished press head.
- Work table dimensions: 1,170 x 360 x 220 mm.
- Lowering of the press head controlled by two push buttons.
- Steam inlet in the press head by push button.
- Lower part raised by means of push button.
- Steam inlet in the lower part operated by pedal.
- All models equipped with a vacuum unit.
- Connection: 400 V - III+N / 230 V III / 50 Hz.

MODEL (*)	CODE	COMPRESSED AIR LIT/MIN	STEAM CONSUM. KG/H	VACUUM HP	COMPRESSOR HP	BOILER KW	DIMENSIONS MM	€
PCP-88	19018895	45,00	14,00	0,60	-	-	1.370x1.080x1.250	19.860
PCP-88 C	19035798	45,00	14,00	0,60	-	12,00	1.370x1.080x1.250	23.905
PCP-88 C GC	19035800	45,00	14,00	0,60	2,00	12,00	1.370x1.080x1.250	26.560
PCP-88 GC	19035799	45,00	14,00	0,60	2,00	-	1.370x1.080x1.250	22.500
PCP-88 C GC PCH	19086064	45,00	14,00	0,60	2,00	12,00	1.370x1.080x1.250	27.700

(\*) : C : Boiler for steam production - Electrical operation. Automatic water feed and automatic steam production. Power: 12 kW Volume: 16 l. - Air pressure: 6 bar. - Steam pressure: 4.5 bar.  
 GC : Compressor - 2 HP.  
 PCH : Group of iron + pedal.

### Optional accessories

CODE	CODE WITH OPTIONS	DESCRIPTION	€
To consult	BP	Spotting vacuum arm	605
To consult	PCH	Group of iron + pedal	1.165
19041281	PV	Spray gun for steam	515
To consult	PSP	Polished upper buck (Only heat, It doesn't have steam) (PU-88)	2.175

## Steam cabinets



### General characteristics

- Simple and practical operation. The operator does not need to be an expert ironer. Its reduced size lets the cabinet be installed even in small spaces.
- The ironing speed and the elimination of idle time make exceptional production possible, which translates into energy savings.
- Ironing is carried out without steam dispersal, which has the added benefit of guaranteeing a better working environment.
- The BOX cabinet is supplied with a trouser finishing device and a form finisher for jackets, coats, dresses, etc. as standard.
- The cabinet can be transformed easily without the intervention of a technician, and it's equipped with two trouser finishing devices, or with two devices for ironing shirts, jackets and similar garments.
- The work cycle is automatic and regulated by means of three timers.
- Electrical connection: 400V 3N 50Hz
- **Version C (centralised)**: cabinet requires connection to an external steam source. Requires steam connection and return.
- **Version A (Built-in steam boiler)**: Complete with built-in steam boiler, 16 litres, electrical operation.

MODEL	CODE	STEAM			COMPRESSED AIR			PUMP HP	BOILER kW	FAN HP	DIMENSIONS MM	€
		BAR	KG/H	Ø	BAR	LIT/H	Ø					
BOX-1 C	19000312	4÷5	16÷20	1/2"	4÷5	6	1/4"	-	-	1 - 1,5	1.080x1.375x1.850	17.785
BOX-1 A	19000311	4÷5	16÷20		4÷5	6	1/4"	0,75	12,00	1 - 1,5	1.080x1.375x1.850	21.395

### Optional accessory: arm for sleeves

CODE	DESCRIPTION	€
19018896	Trouser legs tensioner, TPP	975

## Form finishers for coats, jackets and dresses



### General characteristics

- The working cycles are completely automatic and the steaming and drying duration is adjustable by an electronic card and digital display.
- The shoulder width and the cover are adjustable.
- The cover support (frame) with its corresponding controls rotates by 360° and is available in three versions: Standard, Maxi (for particularly long garments) or Mini (for children's clothes).
- Electrical connection: 400V 3N 50Hz
- **Version C (centralised)**: is a machine without boiler that requires connection to a central steam source. Requires steam connection and return. It can be installed with the steam generator MAXI-24-15.
- **Version A (Built-in steam boiler)**: complete with built-in electric boiler, 18 litres, with automatic water feed and automatic pressure control.

MODEL	CODE	STEAM			PUMP HP	BOILER kW	FAN HP	P. TOTAL	DIMENSIONS MM	€
		BAR	KG/H	Ø						
MA-360 C	19003035	3÷6	10÷15	3/8"	-	-	-	1,00	1.200x580x1.620	8.190
MA-360 A	19003032	4÷5	10÷15	-	0,80	3÷6	1,00	13,50	1.360x610x1.780	11.115

## Form finisher for jackets and sleeved garments



RECOMMENDED FOR  
WET CLEANING



### General characteristics

- Centralised model - without boiler
- Automatic stretch mannequin for sleeved garments and similar.
- Work cycle on file (reprogrammable) with 9 work programs memorised.
- Telescopic structure, height up to 1500 mm.
- Rotating structure to 350° and central blockage rod to hold the garment in place.
- Sensors to detect garment length.
- Double anti-stretch system, lengthwise (warp) and widthwise (woof).
- Adjustable shoulders unit.
- Gate valve to regulate propelled air intensity.
- Electrical connection: 400V 3N 50Hz.
- To connect to steam networks and compressed air.
- It can be installed with the steam generator MAXI-24-22.

MODELO	CÓDIGO	STEAM			COMPRESSED AIR		POWER MÁX KW	DIMENSIONS MM	€
		BAR	KG/H	Ø	NL/MIN	Ø			
MC-105	19068577	5÷6	10÷15	1/2"	8÷9	1/4"	1,50	650x900x1600-2100	27.530

## Form finisher for shirts and jackets



### General characteristics

- Centralised model - without boiler
- Mannequin for ironing shirts, three-quarter coats and jackets, whether wet or dry cleaned, without boiler.
- Pneumatic sleeve-holder pegs.
- Electronic card with 19 ironing programs.
- Air superheater.
- Back rod heated and tiltable sideways.
- Vacuum device for the button zone.
- Pneumatic back rod.
- Mannequin with pneumatically adjustable height.
- Pneumatic device to regulate air from the fan.
- Shoulder opening adjustable manually.
- Powerful 3CV fan.
- Electrical connection: 400V 3N 50 Hz.
- Requires connection to network or steam generator. It can be installed with the steam generator MAXI-24-15.

MODEL	CODE	STEAM			COMPRESSED AIR		FAN MOTOR HP	DIMENSIONS MM	€
		BAR	KG/H	Ø	BAR	NL/MIN			
MC-100	19001292	4÷8	20-30	1/2"	5÷6	20,00	3	1.900x1.600x1.850	29.540

### Optional accessory: arm for sleeves

CODE	DESCRIPTION	€
To consult	Steam ironing group, PCH	1.305

# Finishing topper for trousers



RECOMMENDED FOR  
WET CLEANING



## General characteristics

- Model in centralised version C (without boiler) or stand-alone A (with boiler)
- Trouser topper with pneumatic legs stretcher.
- Pneumatic mannequin to iron trousers, to connect to an external steam source and centralised compressed air, or complete with built-in automatic electric boiler.
- Side waistband stretching device.
- Height-adjustable trouser-stretching carriage and holding clamps made of stainless steel.
- Built-in three-phase fan.
- Air superheater
- Electronic card for the setting of nine ironing cycles in total.
- Ironing cycle which controls steaming time, steam/air time, drying time.
- Three pressure regulators (for leg clamps, waistband stretcher and trouser-stretching carriage).
- Switch for exclusion of the leg-stretching carriage.
- Manual size indicator.
- Mechanical airflow regulator.
- Requires connection to compressed air compressor.
- Electrical connection: 230V 3~ / 400V 3N / 50-60Hz.
- Version C (centralised): model which requires connection to an external steam source. Requires steam connection and return. It can be installed with the steam generator MAXI-24-22.
- Version A (stand-alone): complete with built-in steam boiler, electrical operation.

MODEL	CODE	STEAM			COMPRESSED AIR			FAN MOTOR HP	DIMENSIONS MM	€
		BAR	KG/H	Ø	BAR	NL/MIN	Ø			
T-3000 C	19001906	5	15÷20	3/8"	5	40	1/4"	1 - 1,5	1.115x630x1.950	12.725
T-3000 A	19068578	5	15÷20	-	5	40	1/4"	1 - 1,5	1.115x630x1.950	16.365

# Spotting tables

## Spotting table desc-complet



DES-COMPLET + GC (COMPRESSOR)

- Stainless steel vacuum spotting table with stain-removal arm.
- Cold spotting table, with 3 pedals.
- Equipped with liquid recovery tank, two product tanks and air jet.
- Work table in AISI 304 stainless steel.
- Work table dimensions: 800x260x175 mm.
- Featuring two cold spotting spray guns with independent circuits, two receptacles for liquids, hose support and vacuum arm in AISI 304 stainless steel.
- Require compressed air (200 NI/minute).

MODEL (*)	CODE	HZ	STEAM		FAN HP	COMPRESSOR HP	TOTAL POWER KW	WORK TABLE MM	VOLT. (**)	DIMENSIONS MM	€
			BAR	KG/H							
DES-COMPLET	19018995	50/60	4 ÷ 8	2 ÷ 3	0,60	-	0,45	800x260x175	M	1.200x650x1.800	4.240
DES-COMPLET GC	19030945	50/60	4 ÷ 8	2 ÷ 3	0,60	2	0,45	800x260x175	V	1.200x650x1.800	6.535

(\*) : GC : Model with compressor included.

(\*\*): M: SINGLE PHASE (230 V 1+N). 230 V III (Three-phase) -400 V III +N (Three phase)  
V: 400 V 3N. Convertible to 230 V 3 ~

CODE	DESCRIPTION	€
19018997	Air-Steam jet, PV-DES	720

## Spotting table desc-complet



DES-COMPACT + CP-R DES

- Spotting table with stainless steel stain removal arm with vacuum unit.
- Equipped with two product tanks and air jet.
- One pedal for operation.
- Electrical connection: 230 V - 1+N/50-60 Hz.
- Require compressed air.

MODEL	CODE	PEDALS	STEAM		FAN HP	TOTAL POWER KW	VOLT. (**)	DIMENSIONS MM	€
			BAR	KG/H					
DES-COMPACT	19012688	1	6 ÷ 8	-	0,10	0,08	M	640x320x325	2.095

(\*\*): M: SINGLE PHASE (230 V 1+N). 230 V III (Three-phase) -400 V III +N (Three phase)  
V: 400 V 3N. Convertible to 230 V 3 ~

CODE	DESCRIPTION	€
19020670	Support trolley, CP-R DES	135

## Codes and versions available

### Ironing tables

MOD.	230V I+N 50 HZ	230V I+N 60 HZ	230V III 50 HZ	230V III 60 HZ	400V III+N 50 HZ	400V III+N 60 HZ	MARINE 400V III 60 HZ (NO NEUTRAL)
MRP-A	STD	STD	OPT	OPT	OPT	OPT	OPT
MRP-AS	STD	STD	OPT	OPT	OPT	OPT	OPT
MRP-VAS	OPT	OPT	OPT	OPT	STD	STD	OPT
MRP-A-C	OPT	OPT	OPT	OPT	STD	STD	OPT
MRP-AS-C	OPT	OPT	OPT	OPT	STD	STD	OPT
MRP-VAS-C	OPT	OPT	OPT	OPT	STD	STD	OPT

### Presses and form finishers

MOD.	230V I+N 50 HZ	230V I+N 60 HZ	230V III 50 HZ	230V III 60 HZ	400V III+N 50 HZ	400V III+N 60 HZ	MARINE 400V III 60 HZ (NO NEUTRAL)
BETA-3	STD	STD	N/A	N/A	N/A	N/A	N/A
SIMBA Mini	STD	STD	N/A	N/A	N/A	N/A	N/A
MPA	STD	STD	N/A	N/A	N/A	N/A	N/A

MOD.	230V I+N 50 HZ	230V I+N 60 HZ	230V III 50 HZ	230V III 60 HZ	400V III+N 50 HZ	400V III+N 60 HZ	MARINE 400V III 60 HZ (NO NEUTRAL)
MAXI-24-12 Kw	N/A	N/A	OPT	OPT	STD	OPT	OPT
MAXI-24-22 kw	N/A	N/A	OPT	OPT	STD	OPT	OPT

MOD.	230V I+N 50 HZ	230V I+N 60 HZ	230V III 50 HZ	230V III 60 HZ	400V III+N 50 HZ	400V III+N 60 HZ	MARINE 400V III 60 HZ (NO NEUTRAL)
PU-88	OPT	OPT	OPT	OPT	STD	OPT	OPT
PU-88 C	N/A	N/A	OPT	OPT	STD	OPT	OPT
PU-88 GC	N/A	N/A	OPT	OPT	STD	OPT	OPT
PU-88 C GC	N/A	N/A	OPT	OPT	STD	OPT	OPT
PU-88 C GC PCH	N/A	N/A	OPT	OPT	STD	OPT	OPT
PCP-88	OPT	OPT	OPT	OPT	STD	OPT	OPT
PCP-88 C	N/A	N/A	OPT	OPT	STD	OPT	OPT
PCP-88 GC	N/A	N/A	OPT	OPT	STD	OPT	OPT
PCP-88 C GC	N/A	N/A	OPT	OPT	STD	OPT	OPT
PCP-88 C GC PCH	N/A	N/A	OPT	OPT	STD	OPT	OPT

N/A: Not available  
OPT: Optional  
STD: Standard



## Spotting tables

MOD.	230V I+N 50 HZ	230V I+N 60 HZ	230V III 50 HZ	230V III 60 HZ	400V III+N 50 HZ	400V III+N 60 HZ	MARINE 400V III 60 HZ (NO NEUTRAL)
BOX-1 C	N/A	N/A	OPT	OPT	STD	OPT	OPT
BOX-1 A	N/A	N/A	OPT	OPT	STD	OPT	OPT


## Professional finishing

MOD.	230V I+N 50 HZ	230V I+N 60 HZ	230V III 50 HZ	230V III 60 HZ	400V III+N 50 HZ	400V III+N 60 HZ	MARINE 400V III 60 HZ (NO NEUTRAL)
MA-360 C	OPT	OPT	OPT	OPT	STD	OPT	OPT
MA-360 A	OPT	OPT	OPT	OPT	STD	OPT	OPT
MC-100	N/A	N/A	OPT	OPT	STD	OPT	N/A
MC-105	OPT	OPT	OPT	OPT	STD	OPT	OPT
T-3000 C	N/A	N/A	OPT	OPT	STD	OPT	OPT
T-3000 A	N/A	N/A	OPT	OPT	STD	OPT	OPT

MOD.	230V I+N 50 HZ	230V I+N 60 HZ	230V III 50 HZ	230V III 60 HZ	400V III+N 50 HZ	400V III+N 60 HZ	MARINE 400V III 60 HZ (NO NEUTRAL)
DES-COMPLET	STD	OPT	OPT	OPT	OPT	OPT	OPT
DES-COMPLET GC	N/A	N/A	OPT	OPT	STD	OPT	OPT
DES-COMPACT	STD	STD	N/A	N/A	N/A	N/A	N/A

N/A: Not available  
 OPT: Optional  
 STD: Standard





Accessories



# Accessories

Racks and trolleys for handling laundry easier and helping to prevent repetitive stress injuries. Ergonomic laundry trolleys are suitable for laundries, hospitals, nursing homes, hotels, spas, etc. Their design ensures that the trolley will be close to the equipment so that the clothing does not end up on the floor.



Laundry transport  
and storage.



Access to the web

# Accessories

Trolleys for dry laundry .....	167
Trolleys for wet laundry.....	168
Cage trolleys.....	169
Wrapping machine .....	170
Clothes rack trolley.....	170

Special models or any other variant on the standard model are to be assembled in factory, and carry a supplement over the price indicated for the standard model.

Please consult Fagor Professional for any other variant or option not reflected on this list.

# Trolleys for dry laundry

## General characteristics

- White cage trolley for transporting bulk linen (rubber wheels).



## Trolleys for dry laundry

MODEL	CODE	VOLUME LITERS	DIMENSIONS MM	€
CS-115	19041145	115	400x600x650	480
CS-212	19041146	212	510x800x720	515
CS-365	19041147	365	720x960x850	570

## General characteristics

- Chromed steel frame.
- Four swivel casters.
- Equipped with three or four trays.
- Two canvas bags to the sides for dry linen



CSH-3



CSH-4

## Trolleys for room service

MODEL	CODE	DESCRIPTION	DIMENSIONS MM	€
CSH-3	19017195	Two canvas bags and three shelves	1.190x560x1.060	1.030
CSH-4	19017194	Two canvas bags and four shelves	1.470x560x1.280	1.280

## General characteristics

- Tube structure with highly corrosion-resistant EPOXI treatment.
- Folding structure with 4 swivel casters.
- Nylon canvas bag for dry laundry.



## Trolleys with bag for dry laundry

MODEL	CODE	DESCRIPTION	VOLUME LITERS	DIMENSIONS MM	€
CRS-10	19086048	One canvas bag	94	630x450x740	635
CRS-20	19017190	One canvas bag	195	760x560x920	400
CRS-35	19017191	One canvas bag	343	900x620x1080	475
CRS-40	19017193	One canvas bag	380	1.090x620x980	585



# Trolley for wet laundry



## General characteristics

- Bin manufactured in white polypropylene.
- Mobile platform in highly resistant steel tubing, with EPOXI treatment.
- 2 swivel casters.

## Trolleys with platform



MODEL	CODE	LOAD CAPACITY KG	VOLUMEN LITERS	DIMENSIONS MM	€
CH-25	19017181	25 kg of wet laundry	250	884x624x615	1.100
CH-40	19017182	40 kg of wet laundry	400	1.100x780x615	1.475
CH-60	19017183	60 kg of wet laundry	600	1.300x910x675	1.705



## General characteristics

- Container manufactured in white fibreglass.
- Four swivel casters.
- CRH-40 and CRH-60 models: tap for draining at the bottom.

## Trolleys without platform

MODEL	CODE	COMPOSITION	LOAD CAPACITY KG	VOLUMEN LITERS	DIMENSIONS MM	€
CRH-20	19000440 (*)	 +  Mobile frame with 4 wheels + Fibreglass bin	25 kg of wet laundry	200	655x560x715	710
CRH-40	19000441		40 kg of wet laundry	400	875x560x715	840
CRH-60	19000442		60 kg of wet laundry	600	930x560x715	975

(\*) Supplied in two packages: Base + Bin.



## General characteristics

- Made of light alloy, anodised.
- Mobile bottom.
- With springs in the base of the trolley to maintain a constant level.
- Two fixed wheels and two swivel casters.
- Wheels diameter: 125 mm.

## Trolleys with lifting bottom

MODEL	CODE	INTERIOR DIMENSIONS MM	LOAD CAPACITY KG	DIMENSIONS MM	€
CFM-1	19000505	1.000x420x545	35	1.030x450x800	1.525
CFM-2	19000506	1.000x600x545	50	1.030x630x800	1.600
CFM-3	19000507	1.360x645x545	100	1.390x675x800	1.930

# Cage trolleys

## General characteristics

- Cage trolleys to transport dirty laundry in hospitals and industrial laundries.

- Constructed in high resistance anti-rust steel, with side panels screwed in position or attached by hooks. Open front, or with door which opens by sliding downwards.

- Wheels made of polypropylene, two swivel casters and two fixed.  
- Optional shelves by model.



## Specific characteristics

- Equipped with one or two doors, depending on the model.  
- Possibility of adding shelves.

## Trolleys with doors

MODEL	CODE	DESCRIPTION	OUTER DIMENSIONS MM	€
CRP-5	19017188	Cage trolley with 1 door	580x810x1.710	820
CRP-6	19017189	Cage trolley with 2 doors	610x715x1.520	855
SHELF CRP-5	19017603	Additional shelf	-	170
SHELF CRP-6	19086055	Additional shelf	-	80



## Specific characteristics

- Large width.  
- Possibility of adding shelves.

## Open trolleys, large width

MODEL	CODE	DESCRIPTION	DIMENSIONS MM	€
CRE	19068572	Trolley cage base	1.200x805x1.800	670
SHELF CRE	19017600	Additional shelf	1.190x800	95



## Specific characteristics

- Possibility of adding shelves.  
- Option of incorporating door.

## Open trolleys

MODEL	CODE	DESCRIPTION	DIMENSIONS MM	€
CRP	19068573	Basic cage trolley	715x805x1.800	385
SHELF CRP	19017601	Additional shelf	700x800	70
DOOR CRP	19017602	Supplementary Door	-	175

# Wrapping machine



## Specific characteristics

- Wall or stand-mounted wrappers for shirts and trousers.
- Special for pressing.
- Welding length 600 mm, electrical power 166 W, tension 230V I.

## BM/BMP

MODEL	CODE	DESCRIPTION	OUTER DIMENSIONS MM	€
BM	19041241	Wall-mounted	810x300x500	2.885
BMP	19041242	Stand-mounted	810x300x2.000	4.510
Film roll	19053428	600 mm wide	-	480

## Specific characteristics



- L sealer for garments and terry clothes, special for laundry.
- Manual and semi automatic operation of the welding arm.
- Welding size : 700 x 500 mm.
- Average hourly output 800 units, electrical power 332 W, tension 230V I.

## BMT

MODEL	CODE	DESCRIPTION	OUTER DIMENSIONS MM	€
BMT	19041240	Table packing machine	1.500x1.400x900	5.330
Film roll	19053252	Nylon monofoil	-	585

# Clothes rack trolley




## Specific characteristics

- Mobile clothes rack, constructed in chromed steel.
- Fixed structure, not extensible.
- Four swivel casters.

## Clothes rack trolley

MODEL	CODE	SPECIAL FEATURES	DIMENSIONS MM	€
PM-15/RD	19031732	Stackable - Z-shaped base	1.500x600x1.640	505





Self-service



# Self-Service

Wash efficiently and economically with ease, as well as in as little time as possible by using a self-service laundrette. Fagor Professional is a company that specialises in the manufacturing of industrial laundry machinery and particularly in solutions such as self-service laundry. That is why we offer the perfect equipment for self-service laundrettes which provide the best features for optimising performance with the best facilities for the user.

# Payment systems

The basic models of industrial washers and dryers for self-service are prepared for connection to different methods of payment.



## Coin/token

By connecting one of the two kits to the basic self-service model, the client can set payment by coins and/or tokens.

## Remote payment

FagorKonnnect: Machines equipped for remote communication (Ethernet). This enables programming, management and technical feedback. Multi-payment system: price updates, etc.

My Laundry Time app: New remote payment software for self-service laundrettes.

## Kiosk - Central payment centre

The machines can be connected to a pay station to facilitate control of a single box with coins and/or cards.

## My Laundry Time





# Coin/token


The easiest and most convenient way is to order the equipment with configurable code "18", adding the coin/token and coin box option, or central payment centre option.

For self-service, there are electronic token-coin kits or token kits with code "19", which are connected or installed to the standard model of washer, dryer, ozone cabinet, etc. The Kit is easy to install at start up.

Examples: Conversions of washer and dryer control panels from the standard version with conversion kit (coin and coin box, or central payment centre option).



**STANDARD CONTROL PANEL**  
Valid for connection to Pay Station



**DISASSEMBLY OF MODULE**  
"Emergency STOP button"



**CONTROL PANEL "WITH NO STOP BUTTON"**  
Valid for connection to Pay Station



**ASSEMBLY OF THE "TOKEN - COIN" KIT AND OF THE COIN BOX**



**"TOKEN - COIN" CONTROL PANEL**

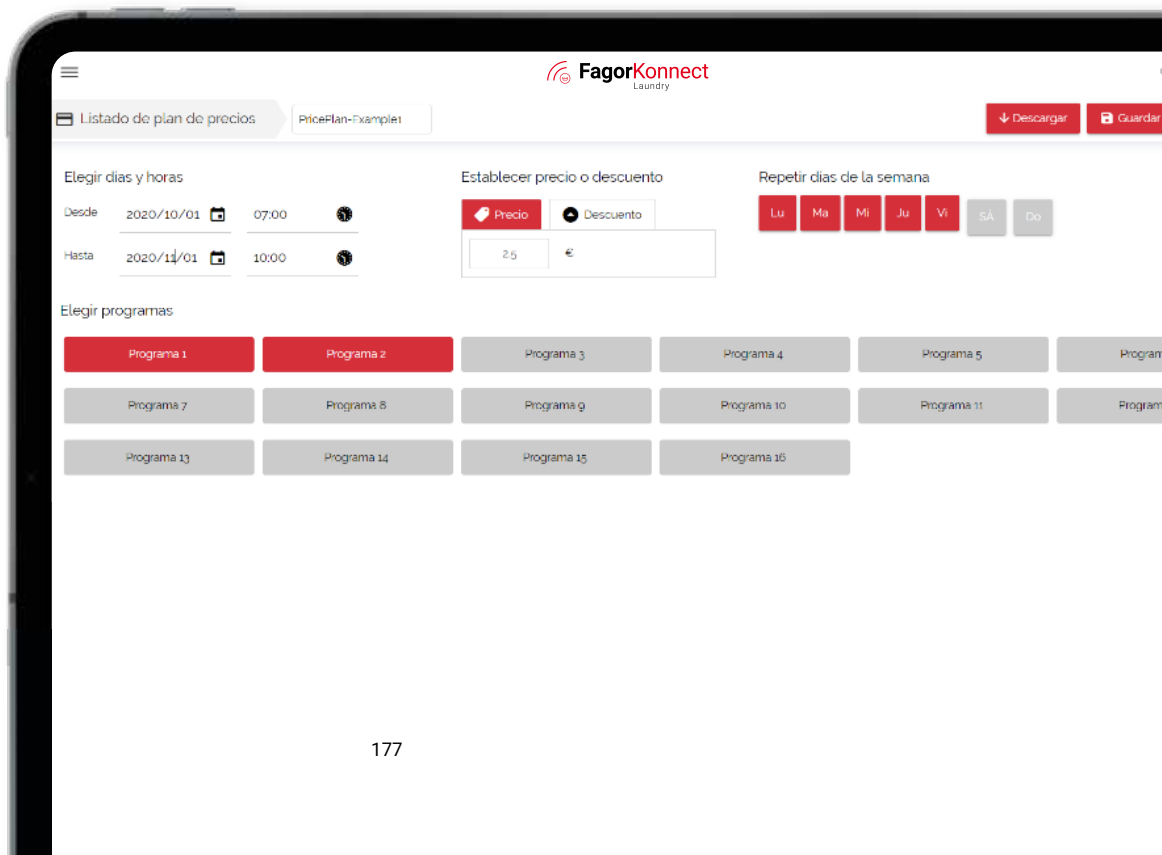


# FagorKonnnect and My Laundry Time payment app



## FagorKonnnect in your self-service business

- Monitor the proceeds, programmes, operation, telemetry...
- Download all data for analysis.
- Create as many pricing plans as you wish.
- Monitor the operation of your equipment with statistics.
- Avoid travel.
- Build customer loyalty.
- **FagorKonnnect** - standard IOT connectivity.





## My Laundry Time FagorKonnnect in the palm of the user's hand

- Download the app.
- Locate the nearest laundrette.
- Check availability and book machines.
- Pay from your mobile.
- Enjoy your free time until the notification arrives.
- Receive discounts.
- Monitor your activity.

### My Laundry Time



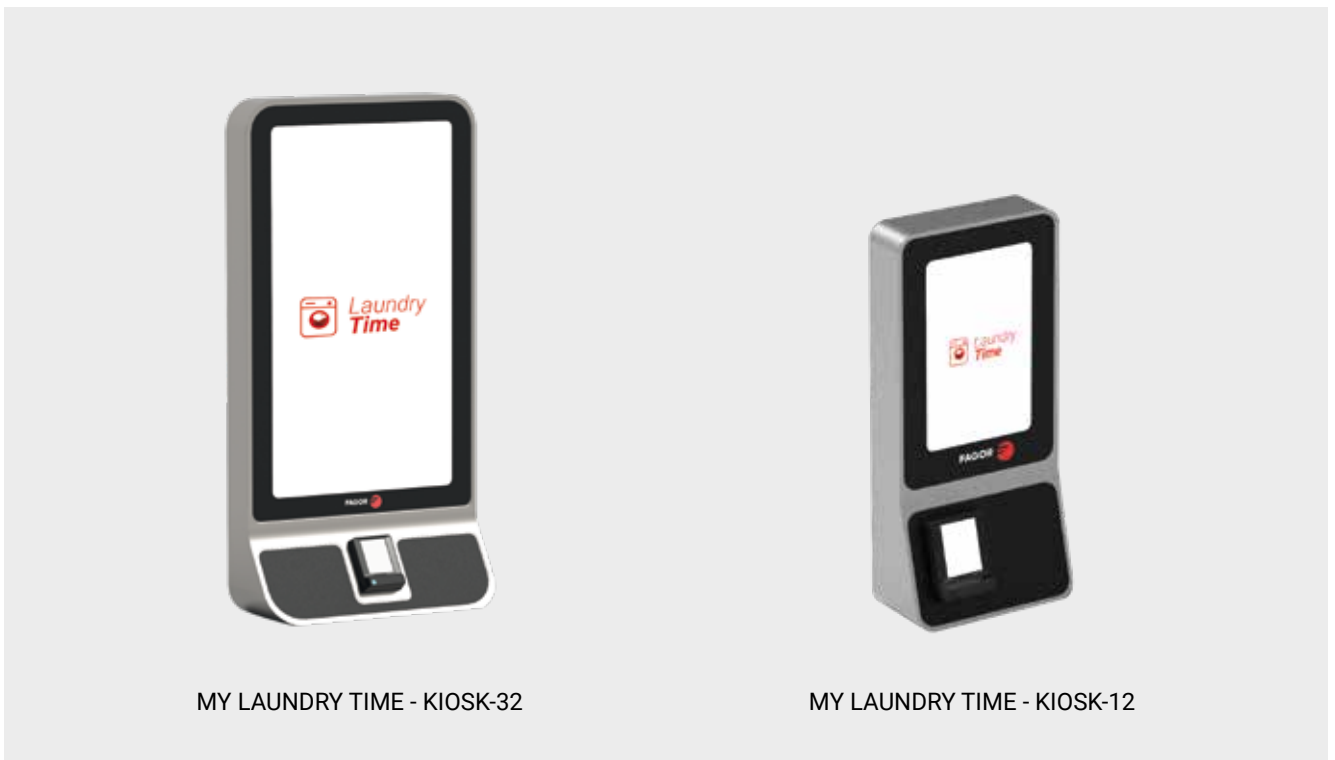
APP available for iOS and Android.

---

# Kiosk - Central payment centre

---

- Central payment centre, based on Fagor's payment software, My Laundry Time.
- **Payment at kiosk by contactless card.**
- Sending of discounts and promotions.
- Service-invoice receipt. Legal requirement in many countries and regions.
  - Online receipt, only if you are registered on the APP
  - Online service receipt, by entering your e-mail address on the screen
  - Paper service receipt after payment at the kiosk (with printer option for 32" model)



- Management by FagorKonnnect application, allowing the business to be tracked in real time, without the need to travel, configuring it and customising tracking graphs.
  - Registration and configuration of the kiosk.
  - Consultation of kiosk status.
  - Linking of machines.
  - Tracking of operations (payments).
  - Know the status of the machines in real time.
  - Price plans.
  - Management of multimedia content.
  - Remote software update.





## General features

- Easy to install and set up.
- Kiosk connection to the internet via ethernet.
- Front or rear opening for maintenance.
- Integrated with FagorKonnnect for unlimited connections of Fagor equipment with touch control Tp2, via ethernet-IOT
- Can be connected via pulse communication to other equipment (8 machines per kiosk)\*.
- \* Installation of the electronic element offered by Fagor is required in the case of pulse connection
- Simple 5-step process for equipment selection, payment and service activation.
  - Select the process (washing, drying or disinfection).
  - Select the machine.
  - Select the programme.
  - Pay by placing your card close to the contactless device.
  - Load the laundry into the machine and press start.

MODEL	CODE	SCREEN SIZE	VOLT	DIMENSIONS	€
<b>New</b> MY LAUNDRY TIME KIOSK-12	19107826	12,1"	M	251,5x134,3x536	3.650
<b>New</b> MY LAUNDRY TIME KIOSK-32	19107827	32"	M	500x180x979	4.050
<b>New</b> MY LAUNDRY TIME KIOSK-32 PR	19108060	32"	M	500x180x979	4.750

## Options

CODE	DESCRIPTION	€
19107975	Electronic board kit for connection of up to 8 pulsed devices.	300

(\*\*): M: SINGLE PHASE 230 V 1N .



Convenience and  
efficiency at your  
service.



Access to the web



Commercial brochure

# Professional laundry

High speed professional washer extractors.....	183
Professional dryers .....	185

Special models or any other variant on the standard model are to be assembled in factory, and carry a supplement over the price indicated for the standard model.

Please consult Fagor Professional for any other variant or option not reflected on this list.

# Profesional washers | High spin

**Factor G = 450 | 8 - 10 kg**

**FagorKonnnect**  
Laundry



## General characteristics

- **FagorKonnnect** - Standard IOT connectivity.
- Fully Programable 4,3" Touch Plus Control (TP2).
- High-spin floating washer extractors. Do not need to be anchored to the floor.
- Tank with 4 detergent compartments.
- 2 standard water inlets.
- Equipped with variable-frequency drive (standard 50-60 Hz). Balancing system controlled by the same drive.
- Model with drain valve (V) and model with drain pump (P).
- Model with valve specially designed for washing mops.
- Includes leveller feet.
- CB and WRAS product certifications.

MODEL (#)	CODE (*)		CAPACITY KG		DRAIN TYPE	HEAT. TYPE	SPIN		POWER KW		VOLT (**) (V)	DIMENSIONS (MM)	€
	STANDARD	WITH OPTIONS	(1:9)	(1:10)			R.P.M.	G	HEAT.	TOTAL ELEC.			
LAP-08 TP2 E V	19053089	18001733	9	8	Valve	Electrical	1.250	450	6	6,25	T	680x698x1.040	4.915
LAP-08 TP2 E P	19053091	18001734	9	8	Pump	Electrical	1.250	450	6	6,25	T	680x698x1.040	4.785
LAP-08 TP2 HW V	19053094	18001735	9	8	Valve	Hot water	1.250	450	-	0,75	M	680x698x1.040	4.855
LAP-08 TP2 HW P	19053095	18001736	9	8	Pump	Hot water	1.250	450	-	0,75	M	680x698x1.040	4.730
LAP-10 TP2 E V	19052197	18001690	11	10	Valve	Electrical	1.250	450	6	6,25	T	680x742x1.040	5.100
LAP-10 TP2 E P	19053083	18001730	11	10	Pump	Electrical	1.250	450	6	6,25	T	680x742x1.040	4.980
LAP-10 TP2 HW V	19053085	18001731	11	10	Valve	Hot water	1.250	450	-	0,75	M	680x742x1.040	5.040
LAP-10 TP2 HW P	19053088	18001732	11	10	Pump	Hot water	1.250	450	-	0,75	M	680x742x1.040	4.915

## Options for professional washers LAP 8 - 10 kg

Versions and options available to include in configurable codes "18".

Factory assembly for machines ordered with their configurable code.

CODE	CODE WITH OPTIONS	ABBREVIATION	DESCRIPTION	€
19056122	18_0002	DD	Double drain LAP 08-10	290
19056123	18_0003	P	Transformation Kit valve pump	265
<b>New</b> 19076362			Transformation Kit pump valve	200
-	13_0002	SG	Silicon gasket LAP 08-10	110
-	13_0001	RD	Reversible door: reverse door opening	0
-	13_0005	TR	Tropicalized model: protected board	125
19034838	13_0004	XD	6 extra dosing signals card for automatic liquid dosing. Total of 14 signals	415
-	18_0001	NC	Normally closed valve	45
-	15_0001	SSC	AISI 304 Stainless steel outer casing	295
-	13_0038	-	Order full LAP container + compact packaging	0
19035771	13_0003	-	Timed door opening kit	105

(\*) : STANDARD Code: Use this code for orders of machines which do not include any option or version different to standard. The retail price is the one shown in the table.

Code WITH OPTIONS: Use this code for orders of machines which include any option or options from the table OPTIONS FOR WASHERS. The retail price is calculated by adding the price increases for each option to the retail price of the standard code.

(#) : E : Electric heating system. Stainless steel armoured heating elements.  
HW : Hot Water inlet. Wash with hot water from the network.

(\*\*) : M : 230V I + N (SINGLE PHASE). Valid for 400 V III +N / 230 V III (Three-phase)  
T : 400V III + N / 230V III (THREE PHASE). Valid also for 230 V I+N (Single phase)



**Plinth kit options**

CODE	DESCRIPTION	€
19044811	Plinth for better ergonomics LAP-SRP	350
19079613	Plinth for better ergonomics in stainless steel for LAP-SRP	410
19056125	Plinth for mops LAP 08-10	1.175
19079614	Plinth for mops in stainless steel for LAP 08-10	1.320
19056126	Plinth for water recovery LAP 08-10	1.790
19079615	Plinth for water recovery in stainless steel LAP 08-10	1.960

**Soap Dish Options**

CODE WITH OPTIONS	ABBREVIATION	DESCRIPTION	€
13_0039	DS	13_0039	80

**Dosing pump kits**

CODE WITH OPTIONS	DESCRIPTION	€
19079305	DQ-2 Dosing pump kit- 2 pumps and support (ready for 4 pumps)	235
19096561	Extra dosing pump kit - DB-1	135

Check page 49

**Voltage options**

CODE WITH OPTIONS	ABBREVIATION	DESCRIPTION	€
20_0005	440V 3~ (No N) 50/60 Hz	Maritim voltage 440V III 50/60 no N	515
20_0004	110V 1N 50/60 HZ	Supl 110-120/I/50-60 Hz LAP 08-10	365



DS TOP SOAP DISH



**Electronic Coiner Kit**

Lets you choose between coins or tokens, and comes prepared for the currencies indicated in the table, by country and zone.

**Token or Euro mechanism kit**

Allows operation with:  
 - Tokens only.  
 - Euro coin.



**Pay Station kit**

The machine, in the form it arrives as standard, can work with any pay station system.

**FagorKonnnect**

Payment using app for Self-Service laundries

**My Laundry Time**



APP for iOS and Android.

**Coiners and payment systems kits options**

CODE	CODE WITH OPTIONS	ABREV.	DESCRIPTION	SPECIFIC COUNTRIES	€
19053384	12-0003	CA	CA (EUR-GBP)	Euro-UK	515
19053400	12-0004	CB	CB (USD-MXN-CAD)	Usa-Canada-Mexico	515
19053401	12-0005	CC	CC (CNY-TWD-HKD)	China-Taiwan-Hong Kong	515
19053397	12-0006	CD	CD (TRY-PLN)	Turkey-Poland	515
19053399	12-0007	CE	CE (AUD-NZD-JPY)	Australia - New Zealand - Japan	515
19053398	12-0008	CF	CF (RUB-ROB-CZK)	Russia - Romania - Czech Republic	515
19053404	12-0010	CH	CH (MYR-SGD-IDR) II	Malaysia- Singapore - Indonesia	515
19053405	12-0011	CI	CI (ARS-CLP-BRL)	Argentina - Chile - Brazil	515
19053406	12-0012	CJ	CJ (VEF-PEN-COP)	Venezuela - Peru - Colombia	515
19053407	12-0013	CK	CK (MAD-DZD-TND)	Morocco - Algeria - Tusinia	515
19053417	12-0014	CL	CL (KRW-PHP-THB)	Korea - Philippines - Thailand	515
19057302	12-0015	CN	CN (Euros mechanic)		300
19053411	12-0002	CT	CT (Token mechanic)		275
19053431	12-0001	CP	CP Central pay		115

**Coin box options**

CODE	CODE WITH OPTIONS	ABREV.	DESCRIPTION	€
19045296	14-0001	A	Coin box (Key A)	120
19045297	14-0002	B	Coin box (Key B)	120
19045298	14-0003	C	Coin box (Key C)	120
19045299	14-0004	D	Coin box (Key D)	120
19045300	14-0005	E	Coin box (Key E)	120
19045301	14-0006	F	Coin box (Key F)	120
19045302	14-0007	G	Coin box (Key G)	120
19045303	14-0008	H	Coin box (Key H)	120
19045304	14-0009	I	Coin box (Key I)	120
19045305	14-0010	J	Coin box (Key J)	120
19011224	13-0012	CT	100 Token	185

**Codes for different voltages and frequencies**

**Professional washers**

MOD.	230V I+N 50 HZ	230V I+N 60 HZ	230V III 50 HZ	230V III 60 HZ	400V III+N 50 HZ	400V III+N 60 HZ	MARINE 440V III 60 HZ (NO N)
LAP-08 TP2 E V	STD	STD	STD	STD	STD	STD	OPT
LAP-08 TP2 E P	STD	STD	STD	STD	STD	STD	OPT
LAP-08 TP2 HW V	STD	STD	N/A	N/A	N/A	N/A	N/A
LAP-08 TP2 HW P	STD	STD	N/A	N/A	N/A	N/A	N/A
LAP-10 TP2 E V	STD	STD	STD	STD	STD	STD	OPT
LAP-10 TP2 E P	STD	STD	STD	STD	STD	STD	OPT
LAP-10 TP2 HW V	STD	STD	N/A	N/A	N/A	N/A	N/A
LAP-10 TP2 HW P	STD	STD	N/A	N/A	N/A	N/A	N/A

N/A: Not available  
 OPT: Optional  
 STD: Standard

# Professional dryers

8 - 10 kg

**FagorKonnnect**  
Laundry


## General characteristics

- **FagorKonnnect** - Standard IOT connectivity.
- Fully Programmable Touch Plus Control Processor (TP2) with 4,3" touchscreen.
- Professional dryers, 8 and 10 kg capacity.
- Robust construction, panels in grey skin plate.
- Industrial aluminium door with large diameter.
- Versatile machine configurable for self-service.
- Stackable on washer or dryer with the programmer at the bottom (between the two drums).
- Wide draw filter, not in the door.
- Electric heating with two possible configurations: 4.5 or 6.75 kW.
- Easy access to components to facilitate maintenance.
- Standard 400 V 3N voltage. Can be converted to: 230 V 1+N (Single-phase).
- Standard gas models for propane gas (natural gas on request)

ADVANCE

MODEL (#)	CODE (*)		CAPACITY KG.		DOOR Ø (MM)	HEAT. TYPE	POWER KW		VOLT (**) (V)	DIMENSIONS (MM)	€
	STANDARD	WITH OPTIONS	(1:18)	(1:20)			HEATING	TOTAL ELECTRIC			
SRP-08 TP2 E	19067973	18002318	8,9	8	480	Elec	4,5 / 6,75	4,92*** / 7,17	T	680x722x1.056	3.330
SRP-08 TP2 G	19084990	18003893	8,9	8	480	Gas	6,7	0,42	M	680x722x1.056	3.455
SRP-10 TP2 E	19071954	18002320	11,1	10	480	Elec	4,5 / 6,75	4,92*** / 7,17	T	680x775x1.056	3.515
SRP-10 TP2 G	19084992	18003895	11,1	10	480	Gas	6,7	0,42	M	680x775x1.056	3.640

\*\*\* Heating power can be reduced by removing 3 bridges in a dryer electric connections when installed, usefull to be connected in single-phase network 230V 1N 50Hz.

## Options for professional dryers SRP 8 - 10 kg

Versions and options available to include in configurable codes "18".

Factory assembly for machines ordered with their configurable code.

CODE	CODE WITH OPTIONS	ABBREVIATION	DESCRIPTION	€
19044811	only kit	-	Plinth for better ergonomics LAP-SRP	350
19079613	only kit	-	Plinth for better ergonomics in stainless steel for LAP-SR	410
-	31-0001	SSD	Drum stainless steel AISI 304	285
-	02-0025	SSC	Outer casing stainless steel	250
-	01-0001	RD	Reverse door opening	0
-	32-0001	CU	Control panel mounted below (stacked dryer)	0
-	13-0038	-	Order full LAP container + compact packaging	0
-	08-0125	400V 3~ 60 Hz	Voltage 400V III / 230V I / III-60 Hz	350
-	08-0205	440/480 3 ~ 60 Hz	Maritime voltage 440-480V III 60 no N	580
-	35-0001	-	Tropicalized model: protected board	125
19072542	05-0001	-	iDRY - standard humidity control.	660
<b>New</b>	04-0007	-	Fire protection system	190
<b>New</b>	0412-0002	NG	NG (Natural Gas) option	0

(\*): STANDARD Code: Use this code for orders of machines which do not include any option or version different to standard. The retail price is the one shown in the table.

Code WITH OPTIONS: Use this code for orders of machines which include any option or options from the table OPTIONS FOR DRYERS. The retail price is calculated by adding the price increases for each option to the retail price of the standard code.

# Professional dryers

8 - 10 kg



## General characteristics

- Easy Control Processor (M) with time and temperature control.
- Professional dryers, 8 and 10 kg capacity.
- Robust construction, panels in grey skin plate.
- Industrial aluminium door with large diameter.
- Versatile machine configurable for self-service.
- Stackable on washer or dryer with the programmer at the bottom (between the two drums).
- Wide draw filter, not in the door.
- Electric heating with two possible configurations: 4.5 or 6.75 kW.
- Easy access to components to facilitate maintenance.
- Standard 400 V 3N voltage. Can be converted to: 230 V 1+N (Single-phase)
- Standard gas models for propane gas (natural gas on request)

MODEL (#)	CODE (*)		CAPACITY KG.		DOOR Ø (MM)	HEAT. TYPE	POWER KW		VOLT (**) (V)	DIMENSIONS (MM)	€
	STANDARD	WITH OPTIONS	(1:18)	(1:20)			HEATING	TOTAL ELECTRIC			
SRP-08 M E	19058764	18002316	8,9	8	480	Elec	4,5 / 6,75	4,92*** / 7,17	T	680x722x1.056	3.025
SRP-08 M G	19084989	18003892	8,9	8	480	Gas	6,7	0,42	M	680x722x1.056	3.145
SRP-10 M E	19069827	18002351	11,1	10	480	Elec	4,5 / 6,75	4,92*** / 7,17	T	680x775x1.056	3.210
SRP-10 M G	19084991	18003894	11,1	10	480	Gas	6,7	0,42	M	680x775x1.056	3.330

\*\*\* Heating power can be reduced by removing 3 bridges in a dryer electric connections when installed, usefull to be connected in single-phase network 230V 1N 50Hz.

## Options for professional dryers SRP 8 - 10 kg

Versions and options available to include in configurable codes "18".

Factory assembly for machines ordered with their configurable code.

CODE	CODE WITH OPTIONS	ABBREVIATION	DESCRIPTION	€
19044811	only kit	-	Plinth for better ergonomics LAP-SRP	350
19079613	only kit	-	Plinth for better ergonomics in stainless steel for LAP-SR	410
-	31-0001	SSD	Drum stainless steel AISI 304	285
-	02-0025	SSC	Outer casing stainless steel	250
-	01-0001	RD	Reverse door opening	0
-	32-0001	CU	Control panel mounted below (stacked dryer)	0
-	13-0038	-	Order full LAP container + compact packaging	0
-	08-0125	400V 3~ 60 Hz	Voltage 400V III / 230V I / III-60 Hz	350
-	08-0205	440/480 3 ~ 60 Hz	Maritime voltage 440-480V III 60 no N	580
-	0412-0002	NG	NG (Natural Gas) option	0

New

(\*) : STANDARD Code: Use this code for orders of machines which do not include any option or version different to standard. The retail price is the one shown in the table.

Code WITH OPTIONS: Use this code for orders of machines which include any option or options from the table OPTIONS FOR DRYERS. The retail price is calculated by adding the price increases for each option to the retail price of the standard code.

## ECONOMIC LINE

## Professional dryers

8 - 10 kg



## General characteristics

- Easy Control Processor (M) with time and temperature control.
- Professional dryers, 10 kg capacity.
- Blind squared door.
- Galvanized steel drum.
- Versatile machine configurable for self-service.
- Wide draw filter, not in the door.
- Easy access to components to facilitate maintenance.
- Standard gas models for propane gas (natural gas on request)

## ECONOMIC LINE

MODEL (#)	CODE (*)		CAPACITY KG.		HEATING TYPE	POWER KW		VOLT (**)	DIMENSIONS (MM)	€
	STANDARD	WITH OPTIONS	(1:18)	(1:20)		HEATING	TOTAL ELEC.			
SCP-10 M E 3P	19073502	18003273	11,1	10	Elec	4,5	4,92	T	680x775x1.056	2.770
SCP-10 M E 1P	19076328	18003280	11,1	10	Elec	4,5	4,92	M	680x775x1.056	2.780
SCP-10 M G	19084993	18003896	11,1	10	Gas	6,7	0,42	M	680x775x1.056	2.930

(#): E: Electric heating system. Stainless steel armoured heating elements.  
G: Gas heating system. Ignition system. (Butane, Propane, Natural, etc.)

(\*\*): M: 230V I + N (SINGLE PHASE). Valid for 400 V III +N / 230 V III (Three-phase)  
T: 400V III + N /230V III (THREE PHASE). Valid also for 230 V I+N (Single phase)

Options for professional dryers **SCP 8 - 10 kg**

Versions and options available to include in configurable codes "18".

Factory assembly for machines ordered with their configurable code.

CODE	CODE WITH OPTIONS	ABBREVIATION	DESCRIPTION	€
-	08-0125	400V 3~ 60 Hz	Voltage 400V III / 230V I / III-60 Hz	350
-	08-0205	440/480 3 ~ 60 Hz	Maritime voltage 440-480V III 60 no N	580
-	0412-0002	NG	NG (Natural Gas) option	0

New

Codes for different voltages and frequencies  
Professional dryers

MOD.	230V I+N 50HZ	230V I+N 60HZ	230V III 50HZ	230V II 60HZ	400V III+N 50HZ	400V III+N 60HZ	400V III 60HZ
SRP-08 M E	STD	OPT	STD	OPT	STD	OPT	OPT
SRP-08 M G	STD	OPT	N/A	N/A	N/A	N/A	OPT
SRP-08 TP2 E	STD	OPT	STD	OPT	STD	OPT	OPT
SRP-08 TP2 G	STD	OPT	N/A	N/A	N/A	N/A	OPT
SRP-10 M E	STD	OPT	STD	OPT	STD	OPT	OPT
SRP-10 M G	STD	OPT	N/A	N/A	N/A	N/A	OPT
SRP-10 TP2 E	STD	OPT	STD	OPT	STD	OPT	OPT
SRP-10 TP2 G	STD	OPT	N/A	N/A	N/A	N/A	OPT
SCP-10 M E 3P	N/A	N/A	STD	OPT	STD	OPT	OPT
SCP-10 M E 1P	STD	OPT	N/A	N/A	N/A	N/A	OPT
SCP-10 M G	STD	OPT	N/A	N/A	N/A	N/A	OPT

N/A: Not available | OPT: Optional | STD: Standard



### Electronic Coiner Kit

Lets you choose between coins or tokens, and comes prepared for the currencies indicated in the table, by country and zone.

### Token or Euro mechanism kit

Allows operation with:  
- Tokens only.  
- Euro coin.



### Pay Station kit

The machine, in the form it arrives as standard, can work with any pay station system.

### FagorKonnnect

Payment using app for Self-Service laundries

### My Laundry Time



APP for iOS and Android.

## Coiners and payment systems kits options

CODE	CODE WITH OPTIONS	ABREV.	DESCRIPTION	SPECIFIC COUNTRIES	€
19053384	30-0003	CA	CA (EUR-GBP)	Euro-UK	515
19053400	30-0004	CB	CB (USD-MXN-CAD)	Usa-Canada-Mexico	515
19053401	30-0005	CC	CC (CNY-TWD-HKD)	China-Taiwan-Hong Kong	515
19053397	30-0006	CD	CD (TRY-PLN)	Turkey-Poland	515
19053399	30-0007	CE	CE (AUD-NZD-JPY)	Australia - New Zealand - Japan	515
19053398	30-0008	CF	CF (RUB-ROB-CZK)	Russia - Romania - Czech Republic	515
19053404	30-0010	CH	CH (MYR-SGD-IDR) II	Malaysia- Singapore - Indonesia	515
19053405	30-0011	CI	CI (ARS-CLP-BRL)	Argentina - Chile - Brazil	515
19053406	30-0012	CJ	CJ (VEF-PEN-COP)	Venezuela - Peru - Colombia	515
19053407	30-0013	CK	CK (MAD-DZD-TND)	Morocco - Algeria - Tusinia	515
19053417	30-0014	CL	CL (KRW-PHP-THB)	Korea - Philippines - Thailand	515
19057302	30-0015	CN	CN (Euros mechanic)		300
19053411	30-0002	CT	CT (Token mechanic)		275
19053431	30-0001	CP	CP Central pay		115

## Coin box options

CODE	CODE WITH OPTIONS	ABREV.	DESCRIPTION	€
19045296	14-0001	A	Coin box (Key A)	120
19045297	14-0002	B	Coin box (Key B)	120
19045298	14-0003	C	Coin box (Key C)	120
19045299	14-0004	D	Coin box (Key D)	120
19045300	14-0005	E	Coin box (Key E)	120
19045301	14-0006	F	Coin box (Key F)	120
19045302	14-0007	G	Coin box (Key G)	120
19045303	14-0008	H	Coin box (Key H)	120
19045304	14-0009	I	Coin box (Key I)	120
19045305	14-0010	J	Coin box (Key J)	120
19011224	13-0012	CT	100 Token	185





Convenience and efficiency at your service.



Access to the web



Commercial brochure

# Front loading washers

High Spin .....	193
Fast Spin .....	195

Special models or any other variant on the standard model are to be assembled in factory, and carry a supplement over the price indicated for the standard model.

Please consult Fagor Professional for any other variant or option not reflected on this list.

## "LA" Range High Spin

**FACTOR G = 500 / 450**



### **LA RANGE**

#### **High spin**

- Soft-mounted washers.
- No need anchoring to the floor.

## "LN" Range Normal Spin

**FACTOR G = 200 / 150**



### **LN RANGE**

#### **Normal spin**

- Hard mounted washers.
- Installation on concrete plinth and metal base.



# A solution for every customer

Fagor Professional adapts to each user's needs, offering a wide range of options.

## High Spin | G Factor 500 (LA-22/28/35/45 G Factor 450) Low and medium capacity

TYPE OF CONTROL	HEATING	CAPACITY						
		10-11 kg	13-14 kg	18-20 kg	22-25 kg	28-31 kg	35-39 kg	45-50 kg
Touch Plus Control (TP2) Coin	Electric and hot water	LA-11 TP2	LA-14 TP2	LA-18 TP2	LA-22 TP2	LA-28 TP2	LA-35C TP2	LA-45C TP2

## Normal Spin | G Factor 200 (LN-60C/80C G Factor 150) Low capacity

TYPE OF CONTROL	HEATING	CAPACITY				
		10-11 kg	13-14 kg	18-20 kg	22-24 kg	28-31 kg
Touch Plus Control (TP2) Coin	Electric and hot water	LN-11 TP2	LN-14 TP2	LN-18 TP2	LN-22 TP2	LN-28 TP2

## Medium and high capacity

TYPE OF CONTROL	HEATING	CAPACITY			
		35-39 kg	42-47 kg	60-66 kg	80-88 kg
Touch Plus Control (TP2) Coin	Electric and hot water	LN-35C TP2	LN-45C TP2	LN-60C TP2	LN-80C TP2

# High spin | Low and medium capacity

**G Force = 500 - 450 | 11 - 14 - 18 - 22 - 28 - 35 - 45 kg**



LA-18-TP2

## General characteristics

- **FagorKconnect** - Standard IOT connectivity.
- Drum and jacket in AISI-304 stainless steel.
- Unit exterior manufactured in skin plate, colour grey, stainless steel appearance.
- Tank with 4 detergent compartments.
- 8 automatic liquid dosing signals, with programmable time and delay. 6 extra signals available optionally.
- 3 standard water inlets.
- Variable-frequency drive (standard 50-60 Hz). Balancing system controlled by the same drive.
- TOUCH PLUS programmer with 7" touch screen, 37 available languages and which lets you create an indefinite number of programs (20 pre-set).
- Telemetry as standard: the whole wash process (temperatures, water levels) is stored on the washer and is extractable to a PC by USB memory or remotely with **FagorKconnect**.
- Allows programming, importing and exporting of programs and software updates via USB and/or **FagorKconnect**.
- Wet Cleaning characteristics included in the scheduler (modifiable water levels and washing speed).
- Intelligent weighing system or manual load indication system to optimise water and detergent consumption at lower loads.
- "LOADING AID" system, water inlet and spin control to load the linen.
- Washers compatible with water recovery tanks.
- CB and WRAS product certifications.

MODEL (#)	CODE (*)		CAPACITY KG		DOOR Ø (MM)	SPIN		HEATING TYPE	POWER KW		VOLT (**)	DIMENSIONS MM	€
	STANDARD	WITH OPTIONS	(1:9)	(1:10)		R.P.M.	G		HEATING	TOTALELEC.			
LA-11 TP2 E	19058423	18001864	11	10	373	1.300	500	E	6	6,25	T	692x830x1.185	7.545
LA-11 TP2 HW	19061870	18001980	11	10	373	1.300	500	HW	-	0,75	M	692x830x1.185	7.480
LA-14 TP2 E	19058420	18001863	14	13	373	1.204	500	E	9	9,4	T	788x869x1.307	10.495
LA-14 TP2 HW	19061872	18001978	14	13	373	1.204	500	HW	-	1,1	M	788x869x1.307	10.420
LA-18 TP2 E	19058399	18001856	20	18	460	1.133	500	E	12	12,75	T	884x913x1.405	12.945
LA-18 TP2 HW	19058409	18001860	20	18	460	1.133	500	HW	-	2,2	M	884x913x1.405	12.850
LA-22 TP2 E	19098594	18006801	25	22	460	1.071	450	E	12	12,75	T	884x1.003x1.405	13.770
LA-22 TP2 HW	19098596	18006802	25	22	460	1.071	450	HW	-	2,2	M	884x1.003x1.405	13.675
LA-28 TP2 E	19099357	18006805	31	28	460	1.024	450	E	18	19,2	X	979x1.080x1.550	17.040
LA-28 TP2 HW	19099359	18006806	31	28	460	1.024	450	HW	-	4	M	979x1.080x1.550	16.920
LA-35C TP2 E	19084574	18003482	39	35	560	966	450	E	21	22	X	1.095x1.184x1.730	21.960
LA-35C TP2 HW	19084575	18003483	39	35	560	966	450	HW	-	6	X	1.095x1.184x1.730	21.835
LA-45C TP2 E	19084578	18003485	47	42	560	966	450	E	21	22	X	1.095x1.304x1.730	26.140
LA-45C TP2 HW	19084580	18003486	47	42	560	966	450	HW	-	6	X	1.095x1.304x1.730	26.015

(\*) : STANDARD Code: Use this code for orders of machines which do not include any option or version different to standard. The retail price is the one shown in the table.

Code WITH OPTIONS: Use this code for orders of machines which include any option or options from the table OPTIONS FOR WASHERS. The retail price is calculated by adding the price increases for each option to the retail price of the standard code.

(#) : E : Electric heating system. Stainless steel armoured heating elements.  
HW : Hot Water inlet. Wash with hot water from the network.

(\*\*) : M : 230V I + N (SINGLE PHASE) Valid for 400 V III + N / 230 V III (Three-phase)  
T : 400V III + N / 230V III (THREE PHASE) Valid also for 230 V I+N (Single phase)  
V : 400V III + N (Valid also for 230 V III)  
X : 400V III + N . Upon request 230 V III.

## Voltage options

CODE WITH OPTIONS	ABBREVIATION	DESCRIPTION	€
20-0005	440V III 50/60Hz	Marine 440V III 50/60 for LA-11	515
20-0009	440V III 50/60Hz	Marine 440V III 50/60 for LA-14	515
20-0013	440V III 50/60Hz	Marine 440V III 50/60 for LA-18	545
20-0013	440V III 50/60Hz	Marine 440V III 50/60 for LA-22	545
20-0042	440V III 50/60Hz	Marine 440V III 50/60 for LA-28	545
20-0021	440V III 50/60Hz	Marine 440V III 50/60 for LA-35C	395
20-0041	440V III 50/60Hz	Marine 440V III 50/60 for LA-45C	395
20-0043	230V III 50/60Hz	Marine 230 III 50/60 for LA 28	325
20-0019	230 III 50/60Hz	230V III 50/60 for LA-35C	325
20-0040	230V III~50/60Hz	230V III 50/60 for LA-45C	325

## Options for washer extractors LA 11 - 14 - 18 - 22 - 28 - 35 - 45 kg

Versions and options available to include in configurable codes "18".

Factory assembly for machines ordered with their configurable code.

CODE	CODE WITH OPTIONS	ABBREVIATION	DESCRIPTION	€
19038354	only kit	-	External double drain 3" (recommended for LA-11)	670
19030318	18-0014	DD	Double drain kit for LA-14/18/22	450
19030388	18-0030	DD	Double drain kit for LA-28	505
19036861	18-0038 / 18-0046	DD	Double drain kit for LA-35C/45C	515
19057411	18-0007	P	Drain pump kit for LA-11/14	290
-	18-0005	NC	Normally closed valve LA	80
19067223	13-0013	RC	Water re-cycle: recirculation of bath water (LA-11). Wet Cleaning.	595
19067223	13-0015	RC	Water re-cycle: recirculation of bath water (LA-14). Wet Cleaning.	595
19067223	13-0017	RC	Water re-cycle: recirculation of bath water (LA-18). Wet Cleaning.	595
19067223	13-0017	RC	Water re-cycle: recirculation of bath water (LA-22). Wet Cleaning.	595
19067223	13-0019	RC	Water re-cycle: recirculation of bath water (LA-28). Wet Cleaning.	595
19067224	13-0021	RC	Water re-cycle: recirculation of bath water (LA-35C). Wet Cleaning.	615
-	13-0023	RC	Water re-cycle: recirculation of bath water (LA-45C). Wet Cleaning.	615
12164674	13-0002	SG	Silicone gasket LA-11/14	110
12216871	13-0032	SG	Silicone gasket LA-18/22/28	190
19004482	13-0008	LG	Feet for LA-11 to LA-28	145
19035704	13-0007	WS	Weighing sensor system on feet kit for LA-11 to LA-45C	2.480
19034838	13-0035	XD	6 extra dosing signals card for LA-11 to LA-45C	415
-	13-0001	RD	Reversible door: reverse door opening	0
19035771	13-0003	-	Delayed door opening	125
-	13-0005	TR	Tropicalized model: protected board	105
19079305	only kit	-	DQ-2 Dosing pump kit- 2 pumps and support (ready for 4 pumps)	235
19096561	only kit	-	Extra dosing pump kit - DB-1	135

NOTE: The water recirculation kit is not compatible with KARE RECOVERY SYSTEM.

### Plinth kit options

CODE	DESCRIPTION	€
19082395/19079363	Plinth MOPS with drawer LA-11 Inox/Skinplate	1.540/1.480
19083232 /19083229	Plinth MOPS with drawer LA-14 Inox/Skinplate	1.645/1.540
19083228/19079471	Plinth MOPS with drawer LA-18/22 Inox/Skinplate	1.585/1.585
19056154/19060839	St. Steel LA-11 Inox/Skinplate to level all machines from top	700/615
19005336/19060836	St. Steel LA-14 Inox/Skinplate to level all machines from top	550/460
19005061/19060837	St. Steel LA-18/22 Inox/Skinplate to level all machines from top	550/460
19004974/19060838	St. Steel LA-28 Inox/Skinplate to level all machines from top	550/460
19035700/19060842	St. Steel LA-11 Inox/Skinplate to align doorbase at 850 mm	625/555
19035701/19060843	St. Steel LA-14 Inox/Skinplate to align doorbase at 850 mm	575/495
19035702/19060844	St. Steel LA-18/22 Inox/Skinplate to align doorbase at 850 mm	575/495
19035703/19060845	St. Steel LA-28 Inox/Skinplate to align doorbase at 850 mm	575/495
19034836/19060846	St. Steel LA-35C Inox/Skinplate to align doorbase at 850 mm	750/680
19082007/19082004	St. Steel LA-45C Inox/Skinplate to align doorbase at 850 mm	800/730

### Outer casing options

CODE WITH ABBREV.	DESCRIPTION	€
15-0005 SSC	Stainless steel outer casing AISI-304 for LA-11	275
15-0009 SSC	Stainless steel outer casing AISI-304 for LA-14	305
15-0013 SSC	Stainless steel outer casing AISI-304 for LA-18	330
15-0034 SSC	Stainless steel outer casing AISI-304 for LA-22	345
15-0038 SSC	Stainless steel outer casing AISI-304 for LA-28	360
15-0021 SSC	Stainless steel outer casing AISI-304 LA-35C	405
15-0028 SSC	Stainless steel outer casing AISI-304 LA-45C	550
15-0006 SSF	St. steel front & top panels AISI-304 LA-11	160
15-0010 SSF	St. steel front & top panels AISI-304 LA-14	190
15-0014 SSF	St. steel front & top panels AISI-304 LA-18	210
15-0035 SSF	St. steel front & top panels AISI-304 LA-22	220
15-0039 SSF	St. steel front & top panels AISI-304 LA-28	225
15-0022 SSF	St. steel front & top panels AISI-304 LA-35C/45C	245

### Coiners and payment systems kits options

CODE	CODE WITH OPTIONS	ABREV.	DESCRIPTION	SPECIFIC COUNTRIES	€
19059022	12-0018	CA	CA (EUR-GBP)	Euro-UK	515
19059023	12-0019	CB	CB (USD-MXN-CAD)	Usa-Canada-Mexico	515
19059024	12-0020	CC	CC (CNY-TWD-HKD)	China-Taiwan-Hong Kong	515
19059026	12-0021	CD	CD (TRY-PLN)	Turkey-Poland	515
19059025	12-0022	CE	CE (AUD-NZD-JPY)	Australia - New Zealand - Japan	515
19059027	12-0023	CF	CF (RUB-ROB-CZK)	Russia - Romania - Czech Republic	515
19059028	12-0024	CH	CH (MYR-SGD-IDR)	Malaysia- Singapore - Indonesia	515
19059029	12-0026	CI	CI (ARS-CLP-BRL)	Argentina - Chile - Brazil	515
19059030	12-0027	CJ	CJ (VEF-PEN-COP)	Venezuela - Peru - Colombia	515
19059031	12-0028	CK	CK (MAD-DZD-TND)	Morocco - Algeria - Tunisia	515
19059032	12-0029	CL	CL (KRW-PHP-THB)	Korea - Philippines - Thailand	515
19059035	12-0030	CN	CN (Euros mechanic)		300
19059034	12-0017	CT	CT (Token mechanic)		275
19059735	12-0016	CP	CP Central pay		115

### Coin box options

CODE	CODE WITH OPTIONS	ABREV.	DESCRIPTION	€
19045296	14-0001	A	Coin box (Key A)	120
19045297	14-0002	B	Coin box (Key B)	120
19045298	14-0003	C	Coin box (Key C)	120
19045299	14-0004	D	Coin box (Key D)	120
19045300	14-0005	E	Coin box (Key E)	120
19045301	14-0006	F	Coin box (Key F)	120
19045302	14-0007	G	Coin box (Key G)	120
19045303	14-0008	H	Coin box (Key H)	120
19045304	14-0009	I	Coin box (Key I)	120
19045305	14-0010	J	Coin box (Key J)	120
19011224	13-0012	CT	100 Token	185

# Normal spin | Low and medium capacity

Hard-Mounted Machines | **G Force = 200** | 11 - 14 - 18 - 22 - 28 - 35 - 45 kg



LN-35C TP2

## General characteristics

- Drum and jacket in AISI-304 stainless steel.
  - Unit exterior manufactured in skin plate, colour grey, stainless steel appearance.
  - Detergent dispenser with 4 compartments
  - 8 signals for automatic liquid dosing, programmable in time and delay. 6 extra signals available optionally.
  - 3 standard water inlets.
  - Variable-frequency drive (standard 50-60 Hz). Balancing system controlled by the same drive.
  - TOUCH PLUS programmer with 7" touch screen, 37 available languages and which lets you create an indefinite number of programs (20 pre-set).
  - Allows programming, importing and exporting of programs and software updates via USB.
  - Telemetry as standard: the whole wash process (temperatures, water levels) is stored on the washer and is extractable to a PC by USB memory or remotely with **FagorKconnect**.
  - Wet Cleaning characteristics included in the programmer (modifiable water levels and washing speed).
  - Intelligent weighing system or manual load indication system to optimise water and detergent consumption at lower loads.
  - "LOADING AID" system, water inlet and spin control to load the linen.
  - Washers compatible with water recovery tanks.
  - CB and WRAS product certifications.
- ANCHORAGE TO THE FLOOR**
- These machines need to be anchored to the floor.
  - FAGOR offers anchoring bases specific to each model, which must be ordered separately (see table of optional kits).
  - The price of the machine does not include the anchoring base.

MODEL (#)	CODE (*)		CAPACITY KG		DOOR Ø (MM)	SPIN		HEATING TYPE	POWER KW		VOLT (**)	DIMENSIONS MM	€
	STANDARD	WITH OPTIONS	(1:9)	(1:10)		R.P.M.	G		HEATING	TOTALELEC.			
LN-11 TP2 E	19058460	18001875	11	10	373	759	200	E	6	6,25	T	719x755x1.165	5.775
LN-11 TP2 HW	19061848	18002000	11	10	373	759	200	HW	-	1,1	M	719x755x1.165	5.725
LN-14 TP2 E	19058459	18001874	14	13	373	759	200	E	9	9,5	T	719x856x1.165	6.740
LN-14 TP2 HW	19061850	18001998	14	13	373	759	200	HW	-	1,1	M	719x856x1.165	6.670
LN-18 TP2 E	19058458	18001873	20	18	460	714	200	E	12	12,75	T	788x935x1.307	8.045
LN-18 TP2 HW	19061852	18001996	20	18	460	714	200	HW	-	2,2	M	788x935x1.307	7.950
LN-22 TP2 E	19099372	18006808	25	22	460	714	200	E	12	12,75	T	788x1.035x1.307	8.765
LN-22 TP2 HW	19099373	18006809	25	22	460	714	200	HW	-	2,2	M	788x1.035x1.307	8.675
LN-28 TP2 E	19099302	18006812	31	28	460	682	200	E	18	19,2	X	884x1.075x1.340	9.875
LN-28 TP2 HW	19099307	18006813	31	28	460	682	200	HW	-	4	M	884x1.075x1.340	9.750
LN-35C TP2 E	19084582	18003488	39	35	560	644	200	E	21	22	X	979x1.155x1.411	13.765
LN-35C TP2 HW	19084588	18003489	39	35	560	644	200	HW	-	4	M	979x1.155x1.411	13.620
LN-45C TP2 E	19084592	18003491	47	42	560	644	200	E	21	22	X	979x1.325x1.411	16.760
LN-45C TP2 HW	19084593	18003492	47	42	560	644	200	HW	-	6	M	979x1.325x1.411	16.635

(#): E: Electric heating system. Stainless steel armoured heating elements.  
HW: Hot Water inlet. Wash with hot water from the network.

(\*\*): M: 230V I + N (SINGLE PHASE) Valid for 400 V III +N / 230 V III (Three-phase)  
T: 400V III + N / 230V III (THREE PHASE) Valid also for 230 V I+N (Single phase)  
V: 400V III + N (Valid also for 230 V III)  
X: 400V III +N. Upon request 230 V III.

## Voltage options

CODE WITH OPTIONS	ABBREVIATION	DESCRIPTION	€
20-0005	440V 3~ (No N) 50/60 Hz	440V 3~ (No N) 50/60 Hz 11 kg	515
20-0009	440V 3~ (No N) 50/60 Hz	440V 3~ (No N) 50/60 Hz 14 kg	515
20-0013	440V 3~ (No N) 50/60 Hz	440V 3~ (No N) 50/60 Hz 18 kg	545
20-0013	440V 3~ (No N) 50/60 Hz	440V 3~ (No N) 50/60 Hz 22 kg	545
20-0045	440V 3~ (No N) 50/60 Hz	440V 3~ (No N) 50/60 Hz 28 kg	545
20-0035	440V 3~ (No N) 50/60 Hz	440V 3~ (No N) 50/60 Hz 35 kg	395
20-0038	440V 3~ (No N) 50/60 Hz	440V 3~ (No N) 50/60 Hz 45 kg	395
20-0043	230V 3 50/60Hz	230V 3~ 50/60 28 kg	505
20-0033	230V 3 50/60Hz	230V 3~ 50/60 35 kg	505
20-0037	230V 3~ 50/60Hz	230V 3~ 50/60Hz 45 kg	505

## Options for washer extractors LN 11 - 14 - 18 - 22 - 28 - 35 - 45 kg

Versions and options available to include in configurable codes "18".

Factory assembly for machines ordered with their configurable code.

CODE	CODE WITH OPTIONS	ABBREVIATION	DESCRIPTION	€
19038354	only kit	-	External double drain 3" (recom. for LN-11/14)	670
19040866	18-0026	-	Double drain kit for LN-18/22/28/35C/45C	595
-	18-0009	NC	Normally closed valve	80
-	13-0014	RC	Water re-cycle: recirculation of bath water for LN-11. Wet Cleaning.	595
-	13-0016	RC	Water re-cycle: recirculation of bath water for LN-14. Wet Cleaning.	595
-	13-0018	RC	Water re-cycle: recirculation of bath water for LN-18. Wet Cleaning.	595
-	13-0018	RC	Water re-cycle: recirculation of bath water for LN-22. Wet Cleaning.	595
-	13-0020	RC	Water re-cycle: recirculation of bath water for LN-28. Wet Cleaning.	595
-	13-0022	RC	Water re-cycle: recirculation of bath water for LN 35/45. Wet Cleaning.	615
12164674	13-0002	SG	Silicone gasket LN-11/14	110
12216871	13-0032	SG	Silicone gasket LN-18/22/28	190
19034838	13-0035	XD	6 extra dosing signals card for LN-11-45	415
-	13-0001	RD	Reversible door: reverse door opening	0
19035771	13-0003	-	Delayed door opening	125
-	13-0005	TR	Tropicalized model: protected board	105
19079305	only kit	-	DQ-2 Dosing pump kit- 2 pumps and support (ready for 4 pumps)	235
19096561	only kit	-	Extra dosing pump kit - DB-1	135
19097916			Autotransformer kit 110/230V 1,2KV -Only Models, Hot water or steam LN-11-14-18	360

NOTE: The water recirculation kit is not compatible with KARE RECOVERY SYSTEM.

### Anchor base kit options

CODE	DESCRIPTION	€
19101791	Anchoring base for LN-11	75
19101793	Anchoring base for LN-14	80
19101795	Anchoring base for LN-18	85
19101796	Anchoring base for LN-22	85
19101797	Anchoring base for LN-28	95
19013634	Anchoring base for LN-35C	95
19085763	Anchoring base for LN-45C	105

### Outer casing options

CODE WITH OPTIONS	ABBREV.	DESCRIPTION	€
15-0003	SSC	Stainless steel outer casing AISI-304 LN-11	275
15-0007	SSC	Stainless steel outer casing AISI-304 LN-14	305
15-0011	SSC	Stainless steel outer casing AISI-304 LN-18	330
15-0032	SSC	Stainless steel outer casing AISI-304 LN-22	340
15-0036	SSC	Stainless steel outer casing AISI-304 LN-28	360
15-0019	SSC	St. Steel outer casing AISI-304 LN-35C	405
15-0027	SSC	St. Steel outer casing AISI-304 LN-45C	470
15-0004	SSF	St. steel front & top panels AISI-304 LN-11	160
15-0008	SSF	St. steel front & top panels AISI-304 LN-14	190
15-0012	SSF	St. steel front & top panels AISI-304 LN-18	210
15-0033	SSF	St. steel front & top panels AISI-304 LN-22	210
15-0037	SSF	St. steel front & top panels AISI-304 LN-28	225
15-0020	SSF	St. steel front & top panels AISI-304 LN-35C/ LN-45C	280

### Washer "SLUICE" options

CODE WITH OPTIONS	ABBREV.	DESCRIPTION	€
13-0009	SL	SLUICE - Drum with Ø 8 mm holes for LN-11	580
13-0027	SL	SLUICE - Drum with Ø 8 mm holes for LN-14	585
13-0028	SL	SLUICE - Drum with Ø 8 mm holes for LN-18	605
13-0041	SL	SLUICE - Drum with Ø 8 mm holes for LN-22	620
13-0042	SL	SLUICE - Drum with Ø 8 mm holes for LN-28	630
13-0030	SL	SLUICE - Drum with Ø 8 mm holes for LN-35C	640
13-0040	SL	SLUICE - Drum with Ø 8 mm holes for LN-45C	650

### Coiners and payment systems kits options

CODE	CODE WITH OPTIONS	ABREV.	DESCRIPTION	SPECIFIC COUNTRIES	€
19059022	12-0018	CA	CA (EUR-GBP)	Euro-UK	515
19059023	12-0019	CB	CB (USD-MXN-CAD)	Usa-Canada-Mexico	515
19059024	12-0020	CC	CC (CNY-TWD-HKD)	China-Taiwan-Hong Kong	515
19059026	12-0021	CD	CD (TRY-PLN)	Turkey-Poland	515
19059025	12-0022	CE	CE (AUD-NZD-JPY)	Australia - New Zealand - Japan	515
19059027	12-0023	CF	CF (RUB-ROB-CZK)	Russia - Romania - Czech Republic	515
19059028	12-0024	CH	CH (MYR-SGD-IDR) II	Malaysia - Singapore - Indonesia	515
19059029	12-0026	CI	CI (ARS-CLP-BRL)	Argentina - Chile - Brazil	515
19059030	12-0027	CJ	CJ (VEF-PEN-COP)	Venezuela - Peru - Colombia	515
19059031	12-0028	CK	CK (MAD-DZD-TND)	Morocco - Algeria - Tunisia	515
19059032	12-0029	CL	CL (KRW-PHP-THB)	Korea - Philippines - Thailand	515
19059035	12-0030	CN	CN (Euros mechanic)		300
19059034	12-0017	CT	CT (Token mechanic)		275
19059735	12-0016	CP	CP Central pay		115

### Coin box options

CODE	CODE WITH OPTIONS	ABREV.	DESCRIPTION	€
19045296	14-0001	A	Coin box (Key A)	120
19045297	14-0002	B	Coin box (Key B)	120
19045298	14-0003	C	Coin box (Key C)	120
19045299	14-0004	D	Coin box (Key D)	120
19045300	14-0005	E	Coin box (Key E)	120
19045301	14-0006	F	Coin box (Key F)	120
19045302	14-0007	G	Coin box (Key G)	120
19045303	14-0008	H	Coin box (Key H)	120
19045304	14-0009	I	Coin box (Key I)	120
19045305	14-0010	J	Coin box (Key J)	120
19011224	13-0012	CT	100 Token	185

# Normal spin | High capacity

Hard-Mounted Machines | **G Force = 150** | 60 - 80 kg



LN-60C TP2

## General characteristics

- Drum and jacket in AISI-304 stainless steel.
- Unit exterior manufactured in skin plate, colour grey, stainless steel appearance.
- Detergent dispenser with 4 compartments
- 8 signals for automatic liquid dosing, programmable in time and delay. 6 extra signals available optionally.
- 3 standard water inlets.
- Variable-frequency drive (standard 50-60 Hz). Balancing system controlled by the same drive.
- TOUCH PLUS programmer with 7" touch screen, 37 available languages and which lets you create an indefinite number of programs (20 pre-set).
- Allows programming, importing and exporting of programs and software updates via USB.
- Telemetry as standard: the whole wash process (temperatures, water levels) is stored on the washer and is extractable to a PC by USB memory or remotely with **FagorKonnnect**.
- Wet Cleaning characteristics included in the programmer (modifiable water levels and washing speed).
- Intelligent weighing system or manual load indication system to optimise water and detergent consumption at lower loads.
- "LOADING AID" system, water inlet and spin control to load the linen.
- Washers compatible with water recovery tanks.
- CB and WRAS product certifications.

### ANCHORAGE TO THE FLOOR

- These machines need to be anchored to the floor.
- FAGOR offers anchoring bases specific to each model, which must be ordered separately (see table of optional kits).
- The price of the machine does not include the anchoring base.

MODEL (#)	CODE (*)		CAPACITY KG		DOOR Ø (MM)	SPIN		HEATING TYPE	POWER KW		VOLT (**)	DIMENSIONS MM	€
	STANDARD	WITH OPTIONS	(1:9)	(1:10)		R.P.M.	G		HEATING	TOTAL ELEC.			
LN-60C TP2 E	19101668	18007181	65	59	560	505	150	E	36	38	X	1.225x1.315x1.640	21.135
LN-60C TP2 HW	19101670	18007184	65	59	560	505	150	HW	-	5,5	X	1.225x1.315x1.640	21.005
LN-80C TP2 E	19100954	18006967	85	77	560	505	150	E	48/36	50,5/38,5	X	1.225x1.492x1.640	24.310
LN-80C TP2 HW	19101200	18007026	85	77	560	505	150	HW	-	7,5	X	1.225x1.492x1.640	24.160

(#): E: Electric heating system. Stainless steel armoured heating elements.  
HW: Hot Water inlet. Wash with hot water from the network.

(\*\*): M: 230V I + N (SINGLE PHASE) Valid for 400 V III +N / 230 V III (Three-phase)  
T: 400V III + N / 230V III (THREE PHASE) Valid also for 230 V I+N (Single phase)  
V: 400V III + N (Valid also for 230 V III)  
X: 400V III +N. Upon request 230 V III.

## Voltage options

CODE WITH OPTIONS	ABBREVIATION	DESCRIPTION	€
20-0028	440V 3~ (No N) 50/60 Hz	440V 3~ (No N) 50/60 Hz 60 kg	475
20-0048	440V 3~ (No N) 50/60 Hz	440V 3~ (No N) 50/60 Hz 80 kg	475
20-0026	230V 3~ 50/60Hz	230V 3~ 50/60Hz 60/80kg	650
20-0047	230V 3~ 50/60Hz	230V 3~ 50/60Hz 80kg	2.575

## Options for washer extractors LN 60 - 80 kg

Versions and options available to include in configurable codes "18".

Factory assembly for machines ordered with their configurable code.

CODE	CODE WITH OPTIONS	ABBREVIATION	DESCRIPTION	€
19035697	18-0054	-	Double drain kit for LN-60C/80C	560
-	18-0009	NC	Normally closed valve	80
-	13-0001	RD	Reversible door: reverse door opening	0
-	13-0005	TR	Tropicalized model: protected board	125
19079305	only kit	-	DQ-2 Dosing pump kit- 2 pumps and support (ready for 4 pumps)	235
19096561	only kit	-	Extra dosing pump kit - DB-1	135
19011484	only kit	-	1" water inlet hose for 60C and 80C models	320

### Anchor base kit options

CODE	DESCRIPTION	€
19101266	Anchoring base for LN-60C	105
19101267	Anchoring base for LN-80C	125

### Outer casing options

CODE WITH OPTIONS	ABBREV.	DESCRIPTION	€
15-0023	SSC	Stainless steel outer casing AISI-304 LN-60C	755
15-0040	SSC	Stainless steel outer casing AISI-304 LN-80C	755
15-0024	SSF	St. steel front & top panels AISI-304 LN-60C	515
15-0041	SSF	St. steel front & top panels AISI-304 LN-80C	515

### Coiners and payment systems kits options

CODE	CODE WITH OPTIONS	ABREV.	DESCRIPTION	SPECIFIC COUNTRIES	€
19059022	12-0018	CA	CA (EUR-GBP)	Euro-UK	515
19059023	12-0019	CB	CB (USD-MXN-CAD)	Usa-Canada-Mexico	515
19059024	12-0020	CC	CC (CNY-TWD-HKD)	China-Taiwan-Hong Kong	515
19059026	12-0021	CD	CD (TRY-PLN)	Turkey-Poland	515
19059025	12-0022	CE	CE (AUD-NZD-JPY)	Australia - New Zealand - Japan	515
19059027	12-0023	CF	CF (RUB-ROB-CZK)	Russia - Romania - Czech Republic	515
19059028	12-0024	CH	CH (MYR-SGD-IDR) II	Malaysia - Singapore - Indonesia	515
19059029	12-0026	CI	CI (ARS-CLP-BRL)	Argentina - Chile - Brazil	515
19059030	12-0027	CJ	CJ (VEF-PEN-COP)	Venezuela - Peru - Colombia	515
19059031	12-0028	CK	CK (MAD-DZD-TND)	Morocco - Algeria - Tunisia	515
19059032	12-0029	CL	CL (KRW-PHP-THB)	Korea - Philippines - Thailand	515
19059035	12-0030	CN	CN (Euros mechanic)		300
19059034	12-0017	CT	CT (Token mechanic)		275
19059735	12-0016	CP	CP Central pay		115

### Coin box options

CODE	CODE WITH OPTIONS	ABREV.	DESCRIPTION	€
19045296	14-0001	A	Coin box (Key A)	120
19045297	14-0002	B	Coin box (Key B)	120
19045298	14-0003	C	Coin box (Key C)	120
19045299	14-0004	D	Coin box (Key D)	120
19045300	14-0005	E	Coin box (Key E)	120
19045301	14-0006	F	Coin box (Key F)	120
19045302	14-0007	G	Coin box (Key G)	120
19045303	14-0008	H	Coin box (Key H)	120
19045304	14-0009	I	Coin box (Key I)	120
19045305	14-0010	J	Coin box (Key J)	120
19011224	13-0012	CT	100 Token	185

## Codes for different voltages and frequencies

### High spin washers

	400V III+N 50 HZ	230V III 50 HZ	230V I+N 50 HZ	400V III+N 60 HZ	230V III 60 HZ	230V I+N 60 HZ	MARINE 440V III 60 HZ WITHOUT N
LA-11 TP2 E	STD	STD	STD	STD	STD	STD	OPT
LA-11 TP2 HW	N/A	N/A	STD	N/A	N/A	STD	OPT
LA-14 TP2 E	STD	STD	STD	STD	STD	STD	OPT
LA-14 TP2 HW	N/A	N/A	STD	N/A	N/A	STD	OPT
LA-18 TP2 E	STD	STD	STD	STD	STD	STD	OPT
LA-18 TP2 HW	N/A	N/A	STD	N/A	N/A	STD	OPT
LA-22 TP2 E	STD	STD	STD	STD	STD	STD	OPT
LA-22 TP2 HW	N/A	N/A	STD	N/A	N/A	STD	OPT
LA-28 TP2 E	STD	OPT	N/A	STD	OPT	N/A	OPT
LA-28 TP2 HW	N/A	OPT	STD	N/A	OPT	STD	OPT
LA-35C TP2 E	STD	OPT	N/A	STD	OPT	N/A	OPT
LA-35C TP2 HW	STD	OPT	N/A	STD	OPT	N/A	OPT
LA-45C TP2 E	STD	OPT	N/A	STD	OPT	N/A	OPT
LA-45C TP2 HW	STD	OPT	N/A	STD	OPT	N/A	OPT
LA-60C TP2 E	STD	OPT	N/A	STD	OPT	N/A	OPT
LA-60C TP2 HW	STD	OPT	N/A	STD	OPT	N/A	OPT
LA-80C TP2 E	STD	OPC	NO	STD	OPC	NO	OPC
LA-80C TP2 HW	STD	OPC	NO	STD	OPC	NO	OPC
LA-100C TP2 HW	STD	OPT	N/A	STD	OPT	N/A	OPT
LA-120C TP2 HW	STD	OPT	N/A	STD	OPT	N/A	OPT

### Normal spin washers

	400V III+N 50 HZ 50 HZ	230V III 50 HZ	230V I+N 50 HZ	400V III+N 60 HZ	230V III 60 HZ	230V I+N 60 HZ	MARINE 440V III 60 HZ WITHOUT N
LN-11 TP2 E	STD	STD	STD	STD	STD	STD	OPT
LN-11 TP2 HW	N/A	N/A	STD	N/A	N/A	STD	OPT
LN-14 TP2 E	STD	STD	STD	STD	STD	STD	OPT
LN-14 TP2 HW	N/A	N/A	STD	N/A	N/A	STD	OPT
LN-18 TP2 E	STD	STD	STD	STD	STD	STD	OPT
LN-18 TP2 HW	N/A	N/A	STD	N/A	N/A	STD	OPT
LN-22 TP2 E	STD	STD	STD	STD	STD	STD	OPT
LN-22 TP2 HW	N/A	N/A	STD	N/A	N/A	STD	OPT
LN-28 TP2 E	STD	OPT	N/A	STD	OPT	N/A	OPT
LN-28 TP2 HW	N/A	OPT	STD	N/A	OPT	STD	OPT
LN-35C TP2 E	STD	OPT	N/A	STD	OPT	N/A	OPT
LN-35C TP2 HW	N/A	N/A	STD	N/A	N/A	STD	OPT
LN-45C TP2 E	STD	OPT	N/A	STD	OPT	N/A	OPT
LN-45C TP2 HW	STD	OPT	N/A	STD	OPT	N/A	OPT
LN-60C TP2 E	STD	OPT	N/A	STD	OPT	N/A	OPT
LN-60C TP2 HW	STD	OPT	N/A	STD	OPT	N/A	OPT
LN-80C TP2 E	STD	OPC	NO	STD	OPC	NO	OPC
LN-80C TP2 HW	STD	OPC	NO	STD	OPC	NO	OPC

N/A: Not available  
OPT: Optional  
STD: Standard







Convenience and efficiency at your service.



Access to the web



Commercial brochure

# Dryers

Single pocket dryers.....	204
Stack dryers.....	211
Heat pump dryers.....	216

Special models or any other variant on the standard model are to be assembled in factory, and carry a supplement over the price indicated for the standard model.

Please consult Fagor Professional for any other variant or option not reflected on this list.

## Product range

## Single pocket dryers



CONTROL TYPE	HEATING	Capacity					
		11-12 kg	14-15 kg	17-18 kg	22-24 kg	27-31 kg	33-37 kg
Touch Plus Control (TP2) Easy Control (M) SELF-SERVICE	Electric Gas	SR-11 TP2	SR-14 TP2	SR-18 TP2	SR-22 TP2	SR-28 TP2	SR-35 TP2



CONTROL TYPE	HEATING	Capacity					
		11-12 kg	14-15 kg	17-18 kg	22-24 kg	27-31 kg	33-37 kg
Easy Control (M) SELF-SERVICE	Electric Gas	SR-11 M	SR-14 M	SR-18 M	SR-22 M	SR-28 M	SR-35 M

## Economic Line

CONTROL TYPE	HEATING	Capacity					
		11-12 kg	14-15 kg	17-18 kg	22-24 kg	27-31 kg	33-37 kg
Easy Control (M) SELF-SERVICE	Electric Gas	SC-11 M	SC-14 M	SC-18 M	SC-22 M	SC-28 M	SC-35 M

NOTE: All models up to SR-35 are convertible to self-service mode, with a coin mechanism, tokens or for central payment, etc.

## Stack dryers




CONTROL TYPE	HEATING	Capacity				Capacity			
		11-12 kg	14-15 kg	17-18 kg	22-24 kg	11-12 kg	14-15 kg	17-18 kg	22-24 kg
Touch Plus Control (TP2) Easy Control (M)	Electric Gas	SR-2-11 TP2	SR-2-14 TP2	SR-2-18 TP2	SR-2-22 TP2	SR-2-11 M	SR-2-14 M	SR-2-18 M	SR-2-22 M

## Economic Line

CONTROL TYPE	HEATING	Capacity			
		11-12 kg	14-15 kg	17-18 kg	22-24 kg
Touch Plus Control (TP2) Easy Control (M)	Electric Gas	SC-2-11 M	SC-2-14 M	SC-2-18 M	SC-2-22 M

NOTE: All models are convertible to self-service mode, with a coin mechanism, tokens or for central payment, etc.

## Heat pump dryers



CONTROL TYPE	HEATING	CAPACITY		
		8-12 kg	13-18 kg	18-26 kg
Touch Plus Control (TP2)	Heat pump	SR-11 TP2 PLUS HP	SR-16 TP2 PLUS HP	SR-23 TP2 PLUS HP

NOTE: All models are convertible to self-service mode, with a coin mechanism, tokens or for central payment, etc.

# Single pocket dryers

ADVANCE, CONCEPT and ECONOMIC LINE models can be acquired in Self-Service versions, keeping the same features as the standard versions. Therefore, Fagor dryers offer a great versatility as the self-service versions can easily be adapted to different paying options.

 ADVANCE

CONCEPT

ECONOMIC-LINE



# Single pocket dryers

11 - 14 - 18 - 22 - 28 - 35 kg

 FagorKconnect  
Laundry



SR-11 TP2

SR-35 TP2

## General characteristics

- FagorKconnect - Standard IOT connectivity.
- Green flow system: air recirculation system that allows air to be reused for greater energy savings and improved airflow.
- iDry System (Intelligent moisture sensor + temperature control at the drum entrance).
- Double skin that provides thermal insulation for the best possible energy efficiency.
- Fully Programmable Touch Plus Control Processor (TP2) with 7" touchscreen.
- Total Flow: Optimised axial-radial airflow.
- External steel casing with grey coating (skinplate), stainless steel, easy to clean finish.
- Stainless steel drum.
- Drum with stamped perforations to guarantee the gentle treatment of fabrics.
- Automatic reverse rotation of the drum.
- Frequency inverter for smoother operation.
- Double-glazed door with a large opening.
- Fire Kare System (Integrated fire prevention system).
- Motion transmission by geared motor on models up to 22 kg, by pulley and Poly-V belts with the drum supported by wheel on models between 28 and 80 kg.
- Models available with electric, gas or steam heating.
- Standard gas models for propane gas (natural gas on request)

MODEL (#)	CODE (*)		CAPACITY KG.		PRODUCTION KG/H	DOOR Ø (MM)	HEATING TYPE	POWER KW		VOLT (**)	DIMENSIONS MM	€
	STANDARD	WITH OPTIONS	(1:18)	(1:20)				HEATING	TOTAL ELEC.			
SR-11 TP2 E	19071860	18003083	11,7	10,5	22	574	Elec	12	12,67	V	785x855x1.694	5.050
SR-11 TP2 G	19071861	18003084	11,7	10,5	31	574	Gas	20,51	0,67	M	785x855x1.694	5.180
SR-14 TP2 E	19084977	18003880	15	13,5	29	574	Elec	18	18,67	V	785x989x1.694	5.180
SR-14 TP2 G	19084978	18003881	15	13,5	33	574	Gas	20,51	0,67	M	785x989x1.694	5.300
SR-18 TP2 E	19071872	18003094	18,3	16,5	30	574	Elec	18	18,67	V	785x1.125x1.694	5.300
SR-18 TP2 G	19071873	18003095	18,3	16,5	34	574	Gas	20,51	0,67	M	785x1.125x1.694	5.430
SR-22 TP2 E	19071882	18003105	24,4	22	40	574	Elec	24	24,97	V	890x1.255x1.812	6.075
SR-22 TP2 G	19071883	18003106	24,4	22	45	574	Gas	31	0,97	M	890x1.255x1.812	6.205
SR-28 TP2 E	19071893	18003116	30,6	27,5	52	802	Elec	30	31,15	V	985x1.054x1.975	6.850
SR-28 TP2 G	19071894	18003117	30,6	27,5	61	802	Gas	41	1,15	M	985x1.054x1.975	6.920
SR-35 TP2 E	19071902	18003125	36,7	33	64	802	Elec	36	37,15	V	985x1.210x1.975	7.550
SR-35 TP2 G	19071359	18003126	36,7	33	73	802	Gas	41	1,15	M	985x1.210x1.975	7.610

(\*) : STANDARD Code: Use this code for orders of machines which do not include any option or version different to standard. The retail price is as indicated in the table.  
WITH OPTIONS Code: Use this code for orders of machines which include any option or options from the table OPTIONS FOR DRYERS.  
The retail price is calculated by adding the price increases for each option to the retail price of the standard code.

(#): MODEL : Heating Systems.  
E : Resistance heating.  
G : Gas heating system. Ignition system. (Butane, Propane, Natural, etc.).

(\*\*): T : Code for 230 V III / 400 V III +N (Three-phase) 50/60 Hz.  
M : SINGLE PHASE Model (230 V 1+N), 230 V III (Three-phase) - 400 V III +N (Three-phase) 50/60 Hz.  
V : Code for 400 V III +N (Three-phase) 50 Hz. (Optional, 230 V III) 50 Hz.  
FOR BOATS : Only models with electric heating. Voltage for boats 440 V III - without neutral - 60 Hz.

## Options for **ADVANCE** dryers 11 - 14 - 18 - 22 - 28 - 35 kg

Versions and options available to include in configurable codes "18".

Factory assembly for machines ordered with their configurable code.

CODE	CODE WITH OPTIONS	ABBREVIATION	DESCRIPTION	€
19072542	0005-0001	IMC	iDRY Humidity sensor	660
-	0003-0001	DG	Double doorglass SR-11-22	120
-	0003-0002	DG	Double doorglass SR-28-35	175
-	0004-0001	FEX	Fire extinguisher SR-11/14/18	220
-	0004-0002	FEX	Fire extinguisher SR-22/28	220
-	0004-0003	FEX	Fire extinguisher SR-35	220
-	0001-0001	RD	Opposite door opening SR-11-35	0
-	0035-0001	TR	Tropicalized model	125
-	0038-0001	DS	Dosing-spraying	680
-	0034-0001	AF	Back panel with air filter	190
-	0033-0002	F06	Fluff filter with grid 0,6 mm (standard is 0,3 mm)	0
-	0033-0003	F12	Fluff filter with grid 1,2 mm (standard is 0,3 mm)	0
-	0077-0001	RP	Reduced power (12 kW instead of 18 kW) SR-14/18 Electric	0
-	0412-0002	NG	NG (Natural Gas) option	0

New

### Packing options

CODE WITH OPTIONS	ABBREV.	DESCRIPTION	€
0006-0001	WB	Maritime wooden packing SR-11	450
0006-0002	WB	Maritime wooden packing SR-14/18	470
0006-0003	WB	Maritime wooden packing SR-22	510
0006-0004	WB	Maritime wooden packing SR-28	565
0006-0005	WB	Maritime wooden packing SR-35	585

### Voltage options

CODE WITH OPTIONS	ABBREVIATION	DESCRIPTION	€
0008-0005	400V 3N 60 Hz	400V 3N 60 Hz SR 11-35	190
0008-0025	230V 3~ 50 Hz	230V 3~ 50 Hz SR 11/18 E	245
0008-0035	230V 3~ 50 Hz	230V 3~ 50 Hz SR 22-35 E	315
0008-0045	230V 3~ 60 Hz	230V 3~ 60 Hz SR 11/18 E	315
0008-0050	230V 3~ 60 Hz	230V 3~ 60 Hz SR 22-35 E	505
0008-0055	230V 3~ 60 Hz	230V 3~ 60 Hz SR 11/35 G/V	190
0008-0080	230V 1N 50 Hz	230V 1N 50 Hz SR 11 E	470
0008-0105	440/480V 3~ 60 Hz	440/480V 3~ 60 Hz SR 11/18	580
0008-0115	440/480V 3~ 60 Hz	440/480V 3~ 60 Hz SR 22-35	1.065

### Outer casing options

CODE WITH OPTIONS	ABBREV.	DESCRIPTION	€
0002-0001	SSC	Stainless steel front and side panels 11	300
0002-0002	SSC	Stainless steel front and side panels 14/18	300
0002-0003	SSC	Stainless steel front and side panels 22	350
0002-0004	SSC	Stainless steel front and side panels 28	370
0002-0005	SSC	Stainless steel front and side panels 35	370
0002-0020	SSF	Front panel in stainless steel 11/14/18	120
0002-0021	SSF	Front panel in stainless steel 22	170
0002-0022	SSF	Front panel in stainless steel 28/35	180

### Coiners and payment systems kits options

CODE	CODE WITH OPTIONS	ABREV.	DESCRIPTION	SPECIFIC COUNTRIES	€
19059022	30-0018	CA	CA (EUR-GBP)	Euro-UK	515
19059023	30-0019	CB	CB (USD-MXN-CAD)	Usa-Canada-Mexico	515
19059024	30-0020	CC	CC (CNY-TWD-HKD)	China-Taiwan-Hong Kong	515
19059026	30-0021	CD	CD (TRY-PLN)	Turkey-Poland	515
19059025	30-0022	CE	CE (AUD-NZD-JPY)	Australia - New Zealand - Japan	515
19059027	30-0023	CF	CF (RUB-ROB-CZK)	Russia - Romania - Czech Republic	515
19059028	30-0024	CH	CH (MYR-SGD-IDR) II	Malaysia- Singapore - Indonesia	515
19059029	30-0026	CI	CI (ARS-CLP-BRL)	Argentina - Chile - Brazil	515
19059030	30-0027	CJ	CJ (VEF-PEN-COP)	Venezuela - Peru - Colombia	515
19059031	30-0028	CK	CK (MAD-DZD-TND)	Morocco - Algeria - Tunisia	515
19059032	30-0029	CL	CL (KRW-PHP-THB)	Korea - Philippines - Thailand	515
19059035	30-0030	CN	CN (Euros mechanic)		300
19059034	30-0017	CT	CT (Token mechanic)		275
19059735	30-0016	CP	CP Central pay		115

### Coin box options

CODE	CODE WITH OPTIONS	ABREV.	DESCRIPTION	€
19045296	14-0011	A	Coin box (Key A)	120
19045297	14-0012	B	Coin box (Key B)	120
19045298	14-0013	C	Coin box (Key C)	120
19045299	14-0014	D	Coin box (Key D)	120
19045300	14-0015	E	Coin box (Key E)	120
19045301	14-0016	F	Coin box (Key F)	120
19045302	14-0017	G	Coin box (Key G)	120
19045303	14-0018	H	Coin box (Key H)	120
19045304	14-0019	I	Coin box (Key I)	120
19045305	14-0020	J	Coin box (Key J)	120
19011224	-	CT	100 Token	185

# Single pocket dryers

11 - 14 - 18 - 22 - 28 - 35 kg

## General characteristics



SR-11 M

SR-35 M


- Easy Control Processor (M) with time and temperature control.
- External steel casing with grey coating (skinplate), stainless steel, easy to clean finish.
- Stainless steel drum.
- Axial-radial airflow, resulting in greater drying efficiency.
- Drum with stamped perforations for the gentle treatment of fabrics.
- Lint filter at the bottom, more ergonomic, larger and improved airflow.
- Automatic reverse rotation of the drum.
- Frequency inverter for smoother operation.
- Ergonomic door with a large opening and the option of double glazing.
- Anti-wrinkle system.
- End of cycle tone.
- Emergency stop button and security micro magnet to stop operation.
- Motion transmission by geared motor on models up to 22 kg, by pulley and Poly-V belts with the drum supported by wheel on models between 28 and 35 kg.
- Standard gas models for propane gas (natural gas on request)

MODEL (#)	CODE (*)		CAPACITY KG.		PRODUCTION KG/H	DOOR Ø (MM)	HEATING TYPE	POWER KW		VOLT (**)	DIMENSIONS MM	€
	STANDARD	WITH OPTIONS	(1:18)	(1:20)				HEATING	TOTALELEC.			
SR-11 M E	19071857	18003080	11,7	10,5	22	574	Elec	12	12,67	V	785x855x1.694	4.580
SR-11 M G	19071858	18003081	11,7	10,5	31	574	Gas	20,51	0,67	M	785x855x1.694	4.835
SR-14 M E	19084974	18003877	15	13,5	29	574	Elec	18	18,67	V	785x989x1.694	4.705
SR-14 M G	19084975	18003878	15	13,5	33	574	Gas	20,51	0,67	M	785x989x1.694	4.895
SR-18 M E	19071868	18003091	18,3	16,5	30	574	Elec	18	18,67	V	785x1.125x1.694	4.835
SR-18 M G	19071870	18003092	18,3	16,5	34	574	Gas	20,51	0,67	M	785x1.125x1.694	4.955
SR-22 M E	19071880	18003102	24,4	22	40	574	Elec	24	24,97	V	890x1.255x1.812	5.590
SR-22 M G	19071361	18003103	24,4	22	45	574	Gas	31	0,97	M	890x1.255x1.812	5.835
SR-28 M E	19071890	18003113	30,6	27,5	52	802	Elec	30	31,15	V	985x1.054x1.975	6.595
SR-28 M G	19071891	18003114	30,6	27,5	61	802	Gas	41	1,15	M	985x1.054x1.975	6.660
SR-35 M E	19071899	18003122	36,7	33	64	802	Elec	36	37,15	V	985x1.210x1.975	7.275
SR-35 M G	19071900	18003123	36,7	33	73	802	Gas	41	1,15	M	985x1.210x1.975	7.345

(\*) : STANDARD Code: Use this code for orders of machines which do not include any option or version different to standard. The retail price is as indicated in the table.  
WITH OPTIONS Code: Use this code for orders of machines which include any option or options from the table OPTIONS FOR DRYERS.  
The retail price is calculated by adding the price increases for each option to the retail price of the standard code.

(#): MODEL : Heating Systems.  
E : Resistance heating.  
G : Gas heating system. Ignition system. (Butane, Propane, Natural, etc.).

(\*\*): T : Code for 230 V III / 400 V III +N (Three-phase) 50/60 Hz.  
M : SINGLE PHASE Model (230 V 1+N), 230 V III (Three-phase) - 400 V III +N (Three-phase) 50/60 Hz.  
V : Code for 400 V III +N (Three-phase) 50 Hz. (Optional, 230 V III) 50 Hz.  
FOR BOATS : Only models with electric heating. Voltage for boats 440 V III - without neutral - 60 Hz.



New display option for M electronic control (models from 11 to 35 kg) that allows to display time, temperature and program.



## Options for **CONCEPT** dryers 11 - 14 - 18 - 22 - 28 - 35 kg

Versions and options available to include in configurable codes "18".

Factory assembly for machines ordered with their configurable code.

CODE WITH OPTIONS	ABBREVIATION	DESCRIPTION	€
0003-0001	DG	Double doorglass SR-11-28	120
0003-0002	DG	Double doorglass SR-35	175
0001-0001	RD	Opposite door opening SR-11-35	0
0049-0001	BMS	M programmer display for 11 to 35kg	185
0034-0001	AF	Back panel with air filter	190
0033-0002	F06	Fluff filter with grid 0,6 mm (standard is 0,3 mm)	0
0033-0003	F12	Fluff filter with grid 1,2 mm (standard is 0,3 mm)	0
0077-0001	RP	Reduced power (12 kW instead of 18 kW) SR-14/18 Electric	0
0412-0002	NG	NG (Natural Gas) option	0

New

### Packing options

CODE WITH OPTIONS	ABBREVIATION	DESCRIPTION	€
0006-0001	WB	Maritime wooden packing SR-11	450
0006-0002	WB	Maritime wooden packing SR-14/18	470
0006-0003	WB	Maritime wooden packing SR-22	510
0006-0004	WB	Maritime wooden packing SR-28	565
0006-0005	WB	Maritime wooden packing SR-35	585

### Voltage options

CODE WITH OPTIONS	ABBREVIATION	DESCRIPTION	€
0008-0005	400V 3N 60 Hz	400V 3N 60 Hz, SR-11-35	190
0008-0025	230V 3~ 50 Hz	230V 3~ 50 Hz, SR-11/14/18 E	245
0008-0035	230V 3~ 50 Hz	230V 3~ 50 Hz, SR-22-35 E	315
0008-0045	230V 3~ 60 Hz	230V 3~ 60 Hz, SR-11/14/18 E	315
0008-0050	230V 3~ 60 Hz	230V 3~ 60 Hz, SR-22,35 E	505
0008-0055	230V 3~ 60 Hz	230V 3~ 60 Hz, SR-11-35 G/V	190
0008-0080	230V 1N 50 Hz	230V 1N 50 Hz, SR-11 E	470
0008-0105	440/480V 3~ 60 Hz	440/480V 3~ 60 Hz, SR-11/14/18	580
0008-0115	440/480V 3~ 60 Hz	440/480V 3~ 60, Hz SR-22-35	1.065

### Outer casing options

CODE WITH OPTIONS	ABBREVIATION	DESCRIPTION	€
0002-0001	SSC	Stainless steel front and side panels 11	300
0002-0002	SSC	Stainless steel front and side panels 14/18	300
0002-0003	SSC	Stainless steel front and side panels 22	350
0002-0004	SSC	Stainless steel front and side panels 28	370
0002-0005	SSC	Stainless steel front and side panels 35	370
0002-0020	SSF	Front panel in stainless steel 11/14/18	120
0002-0021	SSF	Front panel in stainless steel 22	170
0002-0022	SSF	Front panel in stainless steel 28/35	180

### Coiners and payment systems kits options

CODE	CODE WITH OPTIONS	ABREV.	DESCRIPTION	SPECIFIC COUNTRIES	€
19059022	30-0018	CA	CA (EUR-GBP)	Euro-UK	515
19059023	30-0019	CB	CB (USD-MXN-CAD)	Usa-Canada-Mexico	515
19059024	30-0020	CC	CC (CNY-TWD-HKD)	China-Taiwan-Hong Kong	515
19059026	30-0021	CD	CD (TRY-PLN)	Turkey-Poland	515
19059025	30-0022	CE	CE (AUD-NZD-JPY)	Australia - New Zealand - Japan	515
19059027	30-0023	CF	CF (RUB-ROB-CZK)	Russia - Romania - Czech Republic	515
19059028	30-0024	CH	CH (MYR-SGD-IDR) II	Malaysia - Singapore - Indonesia	515
19059029	30-0026	CI	CI (ARS-CLP-BRL)	Argentina - Chile - Brazil	515
19059030	30-0027	CJ	CJ (VEF-PEN-COP)	Venezuela - Peru - Colombia	515
19059031	30-0028	CK	CK (MAD-DZD-TND)	Morocco - Algeria - Tunisia	515
19059032	30-0029	CL	CL (KRW-PHP-THB)	Korea - Philippines - Thailand	515
19059035	30-0030	CN	CN (Euros mechanic)		300
19059034	30-0017	CT	CT (Token mechanic)		275
19059735	30-0016	CP	CP Central pay		115


### Coin box options

CODE	CODE WITH OPTIONS	ABREV.	DESCRIPTION	€
19045296	14-0011	A	Coin box (Key A)	120
19045297	14-0012	B	Coin box (Key B)	120
19045298	14-0013	C	Coin box (Key C)	120
19045299	14-0014	D	Coin box (Key D)	120
19045300	14-0015	E	Coin box (Key E)	120
19045301	14-0016	F	Coin box (Key F)	120
19045302	14-0017	G	Coin box (Key G)	120
19045303	14-0018	H	Coin box (Key H)	120
19045304	14-0019	I	Coin box (Key I)	120
19045305	14-0020	J	Coin box (Key J)	120
19011224	-	CT	100 Token	185

Economic line

# Single pocket dryers

11 - 14 - 18 - 22 - 28 - 35 kg



## General characteristics


- Easy Control Processor (M) with time and temperature control.
  - Galvanised drum.
  - Panels painted white.
  - Automatic reverse rotation of the drum.
  - Lint filter at the bottom, more ergonomic, larger and improved airflow.
  - Frequency inverter for smoother operation.
  - Ergonomic door with large opening.
  - Anti-wrinkle system.
- Standard gas models for propane gas (natural gas on request)

MODEL (#)	CODE (*)		CAPACITY KG.		PRODUCTION KG/H	DOOR Ø (MM)	HEATING TYPE	POWER KW		VOLT (**)	DIMENSIONS MM	€
	STANDARD	WITH OPTIONS	(1:18)	(1:20)				HEATING	TOTAL ELEC.			
SC-11 M E	19071866	18003089	11,7	10,5	20	574	Elec	12	12,67	V	785x855x1.694	4.165
SC-11 M G	19071867	18003090	11,7	10,5	29	574	Gas	20,51	0,67	M	785x855x1.694	4.295
SC-14 M E	19084983	18003886	15	13,5	27	574	Elec	18	18,67	V	785x989x1.694	4.295
SC-14 M G	19084984	18003887	15	13,5	30	574	Gas	20,51	0,67	M	785x989x1.694	4.415
SC-18 M E	19071878	18003100	18,3	16,5	28	574	Elec	18	18,67	V	785x1.125x1.694	4.415
SC-18 M G	19071879	18003101	18,3	16,5	32	574	Gas	20,51	0,67	M	785x1.125x1.694	4.540
SC-22 M E	19071888	18003111	24,4	22	34	574	Elec	24	24,97	V	890x1.255x1.812	5.055
SC-22 M G	19071889	18003112	24,4	22	40	574	Gas	31	0,97	M	890x1.255x1.812	5.185
SC-28 M E	19084985	18003888	30,6	27,5	48	802	Elec	30	31,15	V	985x1.054x1.975	6.100
SC-28 M G	19084986	18003889	30,6	27,5	59	802	Gas	41	1,15	M	985x1.054x1.975	6.160
SC-35 M E	19084987	18003890	36,7	33	60	802	Elec	36	37,15	V	985x1.210x1.975	6.790
SC-35 M G	19084988	18003891	36,7	33	64	802	Gas	41	1,15	M	985x1.210x1.975	6.850

(\*) : STANDARD Code: Use this code for orders of machines which do not include any option or version different to standard. The retail price is as indicated in the table.  
 WITH OPTIONS Code: Use this code for orders of machines which include any option or options from the table OPTIONS FOR DRYERS.  
 The retail price is calculated by adding the price increases for each option to the retail price of the standard code.

(#): MODEL : Heating Systems.  
 E : Resistance heating.  
 G : Gas heating system. Ignition system. (Butane, Propane, Natural, etc.).

(\*\*): E : 50 Hz -Optional 60 Hz.  
 G - S: 50 Hz - 60 Hz  
 M : SINGLE PHASE (230 V 1+N). 230 V III (Three-phase) -400 V III +N (Three phase)  
 V : 400 V III +N (Three-phase) (Optional, 230 V III)



New display option for M electronic control (models from 11 to 35 kg) that allows to display time, temperature and program.

## Options for **ECONOMIC LINE** dryers 11 - 14 - 18 - 22 - 28 - 35 kg

Versions and options available to include in configurable codes "18".

Factory assembly for machines ordered with their configurable code.

CODE WITH OPTIONS	ABBREVIATURA	DESCRIPTION	€
0001-0001	RD	Opposite door opening 11-35	0
0034-0001	AF	Back panel with air filter	190
0049-0001	BMS	M programmer display for 11 to 35kg	185
0077-0001	RP	Reduced power (12 kW instead of 18 kW) SR-14/18 Electric	0
<b>New</b> 0412-0002	NG	NG (Natural Gas) option	0

### Packing options

CODE WITH OPTIONS	ABBREVIATION	DESCRIPTION	€
0006-0001	WB	Maritime wooden packing SC-11	450
0006-0002	WB	Maritime wooden packing SC-14/18	470
0006-0003	WB	Maritime wooden packing SC-22	510
0006-0004	WB	Maritime wooden packing SC-28	565
0006-0005	WB	Maritime wooden packing SC-35	585

### Voltage options

CODE WITH OPTIONS	ABBREVIATION	DESCRIPTION	€
0008-0005	400V 3N 60 Hz	400V 3N 60 Hz, SC-11-35	190
0008-0025	230V 3~ 50 Hz	230V 3~ 50 Hz, SC-11/14/18 E	245
0008-0035	230V 3~ 50 Hz	230V 3~ 50 Hz, SC-22	315
0008-0045	230V 3~ 60 Hz	230V 3~ 60 Hz, SC-11/14/18 E	315
0008-0050	230V 3~ 60 Hz	230V 3~ 60 Hz, SC-22-28	505
0008-0055	230V 3~ 60 Hz	230V 3~ 60 Hz, SC-11-35 G/V	190
0008-0080	230V 1N 50 Hz	230V 1N 50 Hz, SC-11 E	470
0008-0105	440/480V 3~ 60 Hz	440/480V 3~ 60 Hz, SC-11/14/18	580
0008-0115	440/480V 3~ 60 Hz	440/480V 3~ 60 Hz, SC-22-35	1.065

### Coiners and payment systems kits options

CODE	CODE WITH OPTIONS	ABREV.	DESCRIPTION	SPECIFIC COUNTRIES	€
19059022	30-0018	CA	CA (EUR-GBP)	Euro-UK	515
19059023	30-0019	CB	CB (USD-MXN-CAD)	Usa-Canada-Mexico	515
19059024	30-0020	CC	CC (CNY-TWD-HKD)	China-Taiwan-Hong Kong	515
19059026	30-0021	CD	CD (TRY-PLN)	Turkey-Poland	515
19059025	30-0022	CE	CE (AUD-NZD-JPY)	Australia - New Zealand - Japan	515
19059027	30-0023	CF	CF (RUB-ROB-CZK)	Russia - Romania - Czech Republic	515
19059028	30-0024	CH	CH (MYR-SGD-IDR) II	Malaysia- Singapore - Indonesia	515
19059029	30-0026	CI	CI (ARS-CLP-BRL)	Argentina - Chile - Brazil	515
19059030	30-0027	CJ	CJ (VEF-PEN-COP)	Venezuela - Peru - Colombia	515
19059031	30-0028	CK	CK (MAD-DZD-TND)	Morocco - Algeria - Tunisia	515
19059032	30-0029	CL	CL (KRW-PHP-THB)	Korea - Philippines - Thailand	515
19059035	30-0030	CN	CN (Euros mechanic)		300
19059034	30-0017	CT	CT (Token mechanic)		275
19059735	30-0016	CP	CP Central pay		115

### Coin box options

CODE	CODE WITH OPTIONS	ABREV.	DESCRIPTION	€
19045296	14-0011	A	Coin box (Key A)	120
19045297	14-0012	B	Coin box (Key B)	120
19045298	14-0013	C	Coin box (Key C)	120
19045299	14-0014	D	Coin box (Key D)	120
19045300	14-0015	E	Coin box (Key E)	120
19045301	14-0016	F	Coin box (Key F)	120
19045302	14-0017	G	Coin box (Key G)	120
19045303	14-0018	H	Coin box (Key H)	120
19045304	14-0019	I	Coin box (Key I)	120
19045305	14-0020	J	Coin box (Key J)	120
19011224	-	CT	100 Token	185

# Stack dryers

Optimise space with stack dryers

Fagor double drum dryers are compact machines ideal for laundries with little available space and, while they have been designed with the self-service sector in mind, they are also available for hotels, small laundries, etc.

Equipped with all the characteristics of the ADVANCE, CONCEPT and ECONOMIC LINE models.

 ADVANCE

CONCEPT

Economic-line



01.

## Versatility

With two drums and greater versatility thanks to two sets of controls, the new stack dryers offer a greater operating capacity and space optimisation.

02.

## Ease

There is one single connection and extraction tube. Installation and maintenance are therefore quicker and easier.

03.

## Self-service

This type of dryer is specially designed for the self-service sector.

# Stack dryers



## General characteristics

- **FagorKconnect** - Standard IOT connectivity.
- Fully programable Touch Plus Control "TP2" with 7" colour touchscreen.
- External construction in grey skinplate, aesthetic stainless steel.
- Large loading door (180° opening).
- Automatic reverse rotation of the drum.
- Mixed Flow: axial-radial mixed flow.
- Soft Touch: perforated drum.
- Lint filter at the bottom, more ergonomic, larger and improved airflow.
- Anti-wrinkle system.
- Standard gas models for propane gas (natural gas on request)

MODEL (#)	CODE (*)		CAPACITY KG.		PRODUCTION KG/H	DOOR Ø (MM)	HEATING TYPE	POWER KW		VOLT (**)	DIMENSIONS MM	€
	STANDARD	WITH OPTIONS	(1:18)	(1:20)				HEATING	TOTAL ELEC.			
SR-2-11 TP2 E	19071933	18003158	2x11,7	2x10,5	32	574	Elec	12 x 2	25,34	V	785x972x1.980	10.025
SR-2-11 TP2 G	19071934	18003159	2x11,7	2x10,5	31	574	Gas	12 x 2	1,34	M	785x972x1.980	10.150
SR-2-14 TP2 E	19101273	18007099	2x15	2x13,5	34	574	Elec	12 x 2	25,34	V	785x1.106x1.980	10.335
SR-2-14 TP2 G	19101274	18007100	2x15	2x13,5	34	574	Gas	12 x 2	1,34	M	785x1.106x1.980	10.460
SR-2-18 TP2 E	19071939	18003164	2x18,3	2x16,5	36	574	Elec	12 x 2	25,34	V	785x1.242x1.980	10.660
SR-2-18 TP2 G	19071362	18003165	2x18,3	2x16,5	36	574	Gas	12 x 2	1,34	M	785x1.242x1.980	10.790
SR-2-18 TP2 G POWERED	19071945	18003170	2x18,3	2x16,5	71	574	Gas	24 x 2	1,94	M	785x1.443x1.980	11.880
SR-2-22 TP2 G	19101279	18007105	2x24,3	2x21,9	88	574	Gas	30 x 2	1,94	M	870x1.312x2.118	12.465

## Options for stack dryers ADVANCE

CODE	CODE WITH OPTIONS	ABBREVIATION	DESCRIPTION	€
19072543	0005-0002	IMC	iDRY for STACK (order 1 unit per column)	1.320
-	0003-0003	DG	Double doorglass (order 1 unit per column)	235
-	0004-0006	SFEX	Fire extinguisher STACK	445
-	0035_0002	TR	Tropicalized model	245
-	0001-0002	RD	Opposite door opening (order 1 unit per column)	65
-	0038-0002	DS	Dosing-spraying (1 unit x column)	1.360
-	0034-0002	AF	Back panel with air filter (STACK)	370
-	0033-0001	F03	Fluff filter with grid 0,3 mm (standard in STACK is 0,6 mm)	0
-	0412-0002	NG	NG (Natural Gas) option	0



## Outer casing options

CODE WITH OPTIONS	ABBREV.	DESCRIPTION	€
0002-0009	SSC	Stainless steel front and side panels SR-2-11	350
0002-0055	SSC	Stainless steel front and side panels SR-2-14	350
0002-0010	SSC	Stainless steel front and side panels SR-2-18	350
0002-0056	SSC	Stainless steel front and side panels SR-2-22	380
0002-0024	SSF	Front panel in stainless steel SR-2-11/18	140
0002-0057	SSF	Front panel in stainless steel SR-2-22	170

## Voltage options

CODE WITH OPTIONS	ABBREVIATION	DESCRIPTION	€
0008-0095	400V 3~ 50 Hz	400V 3~ 50 Hz 11-18	710
0008-0010	400V 3~ 60 Hz	400V 3N 60 Hz 11-18	370
0008-0070	230V 3~ 60 Hz	230V 3~ 60 Hz 11/18 G	370
0008-0075	230V 3~ 60 Hz	230V 3~ 60 Hz 11/18 E	630
0008-0170	440V/480V 3~ 60 Hz	440V/480V 3~ 60 Hz 11-18	580

## Packing options

CODE WITH OPTIONS	ABBREVIATION	DESCRIPTION	€
0006-0009	WB	Maritime wooden packing SR-2-11	575
0006-0015	WB	Maritime wooden packing SR-2-14	585
0006-0010	WB	Maritime wooden packing SR-2-18	610
0006-0016	WB	Maritime wooden packing SR-2-22	725

# Stack dryers



## General characteristics

- Easy control "M" with the possibility to control the time and the temperature.
- Outer casing in grey skinplate, stainless steel look.
- Large loading door (opening 180°).
- Autoreverse drum, standard in all models.
- Souft touch: perforated drum with stamped holes.
- Lint filter with grid 0,6mm as standard, larger and improved airflow.
- Anti-crease system.
- Stainless Steel drum.
- Mixed flow: Axial-Radial Flow
- Standard gas models for propane gas (natural gas on request)

MODEL (#)	CODE (*)		CAPACITY KG.		PRODUCTION KG/H	DOOR Ø (MM)	HEATING TYPE	POWER KW		VOLT (**)	DIMENSIONS MM	€
	STANDARD	WITH OPTIONS	(1:18)	(1:20)				HEATING	TOTAL ELEC.			
SR-2-11 M E	19071935	18003160	2x11,7	2x10,5	32	574	Elec	12 x 2	25,34	V	785x972x1.980	9.450
SR-2-11 M G	19071936	18003161	2x11,7	2x10,5	31	574	Gas	12 x 2	1,34	M	785x972x1.980	9.585
SR-2-14 M E	19101275	18007101	2x15	2x13,5	34	574	Elec	12 x 2	25,34	V	785x1.106x1.980	9.760
SR-2-14 M G	19101276	18007102	2x15	2x13,5	34	574	Gas	12 x 2	1,34	M	785x1.106x1.980	9.895
SR-2-18 M E	19071940	18003166	2x18,3	2x16,5	36	574	Elec	12 x 2	25,34	V	785x1.242x1.980	10.080
SR-2-18 M G	19071941	18003167	2x18,3	2x16,5	36	574	Gas	12 x 2	1,34	M	785x1.242x1.980	10.205
SR-2-18 M G POWERED	19071946	18003171	2x18,3	2x16,5	71	574	Gas	24 x 2	1,94	M	785x1.443x1.980	11.290
SR-2-22 M G	19101280	18007106	2x24,3	2x21,9	88	574	Gas	30 x 2	1,94	M	870x1.312x2.118	11.795

## Options for stack dryers CONCEPT

CODE WITH OPTIONS	ABBREVIATION	DESCRIPTION	€
0003-0003	DG	Double doorglass (order 1 unit per column)	235
0049-0002	BMS	Screen in M programmer (2 units)	365
0033-0001	AF	Fluff filter with grid 0,3 mm (standard in STACK is 0,6 mm)	0
0034-0002	AF	Back panel with air filter (STACK)	370
<b>New</b> 0412-0002	NG	NG (Natural Gas) option	0

## Outer casing options

CODE WITH OPTIONS	ABBREV.	DESCRIPTION	€
0002-0009	SSC	Stainless steel front and side panels SR-2-11	350
0002-0055	SSC	Stainless steel front and side panels SR-2-14	350
0002-0010	SSC	Stainless steel front and side panels SR-2-18	350
0002-0056	SSC	Stainless steel front and side panels SR-2-22	380
0002-0024	SSF	Front panel in stainless steel SR-2-11/18	140
0002-0057	SSF	Front panel in stainless steel SR-2-22	170

## Voltage options

CODE WITH OPTIONS	ABBREVIATION	DESCRIPTION	€
0008-0095	400V 3~ 50 Hz	400V 3~ 50 Hz 11-18	710
0008-0010	400V 3~ 60 Hz	400V 3N 60 Hz 11-18	370
0008-0070	230V 3~ 60 Hz	230V 3~ 60 Hz 11/18 G	370
0008-0075	230V 3~ 60 Hz	230V 3~ 60 Hz 11/18 E	630
0008-0170	440V/480V 3~ 60 Hz	440V/480V 3~ 60 Hz 11-18	580

## Packing options

CODE WITH OPTIONS	ABBREVIATION	DESCRIPTION	€
0006-0009	WB	Maritime wooden packing SR-2-11	575
0006-0015	WB	Maritime wooden packing SR-2-14	585
0006-0010	WB	Maritime wooden packing SR-2-18	610
0006-0016	WB	Maritime wooden packing SR-2-22	725

Economic line

# Stack dryers



## General characteristics

- Easy control "M" with the possibility to control the time and the temperature.
- White painted panels.
- Large loading door (opening 180°).
- Autoreverse drum, standard in all models.
- Galvanized Steel drum.
- Lint filter with grid 0,6mm as standard, larger and improved airflow.
- Anti-crease system.
- Standard gas models for propane gas (natural gas on request)

MODEL (#)	CODE (*)		CAPACITY KG.		PRODUCTION KG/H	DOOR Ø (MM)	HEATING TYPE	POWER KW		VOLT (**)	DIMENSIONS MM	€
	STANDARD	WITH OPTIONS	(1:18)	(1:20)				HEATING	TOTAL ELEC.			
SC-2-11 M E	19071937	18003162	2x11,7	2x10,5	32	574	Elec	12 x 2	25,34	V	785x972x1.980	9.085
SC-2-11 M G	19071938	18003163	2x11,7	2x10,5	31	574	Gas	12 x 2	1,34	M	785x972x1.980	9.215
SC-2-14 M E	19101277	18007103	2x15	2x13,5	34	574	Elec	12 x 2	25,34	V	785x1106x1980	9.330
SC-2-14 M G	19101278	18007104	2x15	2x13,5	34	574	Gas	12 x 2	1,34	M	785x1106x1980	9.360
SC-2-18 M E	19071942	18003168	2x18,3	2x16,5	36	574	Elec	12 x 2	25,34	V	785x1.242x1.980	9.585
SC-2-18 M G	19071943	18003169	2x18,3	2x16,5	36	574	Gas	12 x 2	1,34	M	785x1.242x1.980	9.710
SC-2-18 M G POWERED	19071947	18003172	2x18,3	2x16,5	71	574	Gas	24 x 2	1,94	M	785x1.443x1.980	10.925
SC-2-22 M G	19101281	18007107	2x24,3	2x21,9	88	574	Gas	30 x 2	1,94	M	870x1.312x2.118	11.210

## Options for stack dryers ECONOMIC-LINE

CODE WITH OPTIONS	ABBREVIATION	DESCRIPTION	€
0049-0002	BMS	Screen in M programmer (2 units)	365
0033-0001	F03	Fluff filter with grid 0,3 mm (standard in STACK is 0,6 mm)	0
0034-0002	AF	Back panel with air filter (STACK)	370
<b>New</b> 0412-0002	NG	NG (Natural Gas) option	0

## Packing options

CODE WITH OPTIONS	ABBREVIATION	DESCRIPTION	€
0006-0009	WB	Maritime wooden packing SC-2-11	575
0006-0015	WB	Maritime wooden packing SC-2-14	585
0006-0010	WB	Maritime wooden packing SC-2-18	610
0006-0016	WB	Maritime wooden packing SC-2-22	725

## Voltage options

CODE WITH OPTIONS	ABBREVIATION	DESCRIPTION	€
0008-0095	400V 3~ 50 Hz	400V 3~ 50 Hz 11-18	710
0008-0010	400V 3~ 60 Hz	400V 3N 60 Hz 11-18	370
0008-0070	230V 3~ 60 Hz	230V 3~ 60 Hz 11/18 G	370
0008-0075	230V 3~ 60 Hz	230V 3~ 60 Hz 11/18 E	630
0008-0170	440V/480V 3~ 60 Hz	440V/480V 3~ 60 Hz 11-18	580

(\*) : STANDARD Code: Use this code for orders of machines which do not include any option or version different to standard. The retail price is as indicated in the table.  
 WITH OPTIONS Code: Use this code for orders of machines which include any option or options from the table OPTIONS FOR DRYERS.  
 The retail price is calculated by adding the price increases for each option to the retail price of the standard code.

(#) : MODEL : Heating Systems  
 E : Resistance heating.  
 G : Gas heating system. Ignition system. (Butane, Propane, Natural, etc.).

(\*\*) : E : 50 Hz -Optional 60 Hz.  
 G - S: 50 Hz - 60 Hz  
 M : SINGLE PHASE (230 V 1+N), 230 V III (Three-phase) -400 V III +N (Three phase)  
 V : 400 V III +N (Three-phase) (Optional, 230 V III)

## Coiners and payment systems kits options

CODE	CODE WITH OPTIONS	ABREV.	DESCRIPTION	SPECIFIC COUNTRIES	€
19059022	30-0033	CA	CA (EUR-GBP)	Euro-UK	1.030
19059023	30-0034	CB	CB (USD-MXN-CAD)	Usa-Canada-Mexico	1.030
19059024	30-0035	CC	CC (CNY-TWD-HKD)	China-Taiwan-Hong Kong	1.030
19059026	30-0036	CD	CD (TRY-PLN)	Turkey-Poland	1.030
19059025	30-0037	CE	CE (AUD-NZD-JPY)	Australia - New Zealand - Japan	1.030
19059027	30-0038	CF	CF (RUB-ROB-CZK)	Russia - Romania - Czech Republic	1.030
19059028	30-0040	CH	CH (MYR-SGD-IDR) II	Malaysia- Singapore - Indonesia	1.030
19059029	30-0041	CI	CI (ARS-CLP-BRL)	Argentina - Chile - Brazil	1.030
19059030	30-0042	CJ	CJ (VEF-PEN-COP)	Venezuela - Peru - Colombia	1.030
19059031	30-0043	CK	CK (MAD-DZD-TND)	Morocco - Algeria - Tunisia	1.030
19059032	30-0044	CL	CL (KRW-PHP-THB)	Korea - Philippines - Thailand	1.030
19059035	30-0045	CN	CN (Euros mechanic)		585
19059034	30-0032	CT	CT (Token mechanic)		540
19059735	30-0016	CP	CP Central pay		115

## Coin box options

CODE	CODE WITH OPTIONS	ABREV.	DESCRIPTION	€
19045296	14-0011	A	Coin box (Key A)	235
19045297	14-0012	B	Coin box (Key B)	235
19045298	14-0013	C	Coin box (Key C)	235
19045299	14-0014	D	Coin box (Key D)	235
19045300	14-0015	E	Coin box (Key E)	235
19045301	14-0016	F	Coin box (Key F)	235
19045302	14-0017	G	Coin box (Key G)	235
19045303	14-0018	H	Coin box (Key H)	235
19045304	14-0019	I	Coin box (Key I)	235
19045305	14-0020	J	Coin box (Key J)	235
19011224	-	CT	100 Token	185

## Different payment options

### Electronic Coiner Kit:

Lets you choose between coins or tokens, and comes prepared for the currencies indicated in the table, by country and zone.

### Pay Station kit:

The machine, in the form it arrives as standard, can work with any pay station system...

If you wish to remove the emergency stop push button, you can request the kit "Pay station without STOP push button".

### Token or Euro mechanism kit:

Allows operation with:

- Tokens only.
- Euro coin.
- Payment and other options using **FagorKonnnect** Laundry app for Self-Service laundries.





# Heat pump dryers

## Efficient technology

Fagor presents their range of dryers with «high efficiency» and the greatest energy savings. The new heat pump dryers are a revolution in drying, allowing energy savings of up to 60%.

Its technology makes it ideal for installation in places without access to the exterior of the building and for the self-service sector, and its design considerably simplifies installation.

 **100%**

Ricircolo  
dell'aria



Without external  
extraction

 **ADVANCE +**



# Heat pump dryers

11 - 16 - 23 kg



## General characteristics

- TOUCH PLUS CONTROL: 7" colour touchscreen.
- External steel casing with grey coating (skinplate), stainless steel, easy to clean finish.
- Large loading door (180° opening).
- Double glazed door as standard.
- The iDRY function, the intelligent moisture detector, as standard.
- Reverse spin as standard on all models.
- Stainless steel drum as standard.
- Soft Touch: Axially and radially perforated drum for the gentle treatment of fabrics, and achieving improved air circulation.
- Lint filter at the bottom, more ergonomic, larger and improved airflow.
- Anti-crease system.
- 100% air recirculation: Advance + dryers do not require a vapour outlet to the outside. These models use water for refrigeration, which can be reused during washing. Low energy consumption.

MODEL	CODE (*)		CAPACITY KG.		PRODUC. KG/H	DOOR Ø (MM)	POWER KW				VOLT (**)	DIMENSIONS MM	€
	STANDARD	WITH OPTIONS	(1:18)	(1:25)			MOTOR	FAN	HEAT.	TOTAL			
SR-11 TP2 PLUS HP	19071951	18003176	11,7	10,5	16	574	0,37	0,55	7,8	8,77	T	785x1.255x1.694	15.645
SR-16 TP2 PLUS HP	19071952	18003177	18,3	16,5	20	574	0,37	0,55	7,8	8,77	T	785x1.525x1.694	16.030
SR-23 TP2 PLUS HP	19071953	18003178	24,3	21,9	22	574	0,37	0,55	7,8	8,77	T	890x1.595x1.812	17.205

## Options for HEAT PUMP DRYERS de 11 - 16 - 23 kg

CODE WITH OPTIONS	ABBREVIATION	DESCRIPTION	€
0001-0001	RD	Opposite door opening SR-11-23	0
0035-0001	TR	Tropicalized model	125

## Outer casing options

CODE WITH OPTIONS	ABBR.	DESCRIPTION	€
0002-0011	SSC	Stainless steel front and side panels 11 HP	350
0002-0012	SSC	Stainless steel front and side panels 16 HP	350
0002-0013	SSC	Stainless steel front and side panels 23 HP	370
0002-0020	SSF	Front panel in stainless steel 11/16 HP	120
0002-0021	SSF	Front panel in stainless steel 23 HP	170

## Packing options

CODE WITH OPTIONS	ABBREVIATION	DESCRIPTION	€
0006-0001	WB	Maritime wooden packing 11 HP	525
0006-0002	WB	Maritime wooden packing 16 HP	575
0006-0003	WB	Maritime wooden packing 23 HP	615

(\*) : STANDARD Code: Use this code for orders of machines which do not include any option or version different to standard. The retail price is the one shown in the table.

Code WITH OPTIONS: Use this code for orders of machines which include any option or options from the table OPTIONS FOR WASHERS. The retail price is calculated by adding the price increases for each option to the retail price of the standard code.

(\*\*) T: 230 V III 50 Hz - 400V III +N 50 Hz

Coiners and payment systems kits options

CODE	CODE WITH OPTIONS	ABREV.	DESCRIPTION	SPECIFIC COUNTRIES	€
19059022	30-0018	CA	CA (EUR-GBP)	Euro-UK	515
19059023	30-0019	CB	CB (USD-MXN-CAD)	Usa-Canada-Mexico	515
19059024	30-0020	CC	CC (CNY-TWD-HKD)	China-Taiwan-Hong Kong	515
19059026	30-0021	CD	CD (TRY-PLN)	Turkey-Poland	515
19059025	30-0022	CE	CE (AUD-NZD-JPY)	Australia - New Zealand - Japan	515
19059027	30-0023	CF	CF (RUB-ROB-CZK)	Russia - Romania - Czech Republic	515
19059028	30-0024	CH	CH (MYR-SGD-IDR) II	Malaysia- Singapore - Indonesia	515
19059029	30-0026	CI	CI (ARS-CLP-BRL)	Argentina - Chile - Brazil	515
19059030	30-0027	CJ	CJ (VEF-PEN-COP)	Venezuela - Peru - Colombia	515
19059031	30-0028	CK	CK (MAD-DZD-TND)	Morocco - Algeria - Tunisia	515
19059032	30-0029	CL	CL (KRW-PHP-THB)	Korea - Philippines - Thailand	515
19059035	30-0030	CN	CN (Euros mechanic)		300
19059034	30-0017	CT	CT (Token mechanic)		275
19059735	30-0016	CP	CP Central pay		115

Coin box options

CODE	CODE WITH OPTIONS	ABREV.	DESCRIPTION	€
19045296	14-0011	A	Coin box (Key A)	120
19045297	14-0012	B	Coin box (Key B)	120
19045298	14-0013	C	Coin box (Key C)	120
19045299	14-0014	D	Coin box (Key D)	120
19045300	14-0015	E	Coin box (Key E)	120
19045301	14-0016	F	Coin box (Key F)	120
19045302	14-0017	G	Coin box (Key G)	120
19045303	14-0018	H	Coin box (Key H)	120
19045304	14-0019	I	Coin box (Key I)	120
19045305	14-0020	J	Coin box (Key J)	120
19011224	-	CL	100 Token	185

Codes for different voltages and frequencies

Voltages to be connected single pocket: **ADVANCE / CONCEPT**

MODEL	230V I + N	230V I + N	230V III	230V III	400V III+N	400V III+N	400V III	400V III	440-480V III
	50 Hz	60 Hz	50 Hz	60 Hz	50 Hz	60 Hz	50 Hz	60 Hz	60 Hz
SR-11 TP2 E / SR-11 M E	OPT	OPT	OPT	OPT	STD	OPT	OPT	OPT	OPT
SR-11 TP2 G / SR-11 M G	STD	STD	STD	N/A	N/A	N/A	OPT	OPT	OPT
SR-11 TP2 S / SR-11 M S	STD	STD	STD	N/A	N/A	N/A	OPT	OPT	OPT
SR-14 TP2 E / SR-14 M E	N/A	N/A	OPT	OPT	STD	OPT	OPT	OPT	OPT
SR-14 TP2 G / SR-14 M G	STD	STD	STD	N/A	N/A	N/A	OPT	OPT	OPT
SR-14 TP2 S / SR-14 M S	STD	STD	STD	N/A	N/A	N/A	OPT	OPT	OPT
SR-18 TP2 E / SR-18 M E	N/A	N/A	OPT	OPT	STD	OPT	OPT	OPT	OPT
SR-18 TP2 G / SR-18 M G	STD	STD	STD	N/A	N/A	N/A	OPT	OPT	OPT
SR-18 TP2 S / SR-18 M S	STD	STD	STD	N/A	N/A	N/A	OPT	OPT	OPT
SR-22 TP2 E / SR-22 M E	N/A	N/A	OPT	OPT	STD	OPT	OPT	OPT	OPT
SR-22 TP2 G / SR-22 M G	STD	STD	STD	N/A	N/A	N/A	OPT	OPT	OPT
SR-22 TP2 S / SR-22 M S	STD	STD	STD	N/A	N/A	N/A	OPT	OPT	OPT
SR-28 TP2 E / SR-28 M E	N/A	N/A	OPT	OPT	STD	OPT	OPT	OPT	OPT
SR-28 TP2 G / SR-28 M G	STD	STD	STD	N/A	N/A	N/A	OPT	OPT	OPT
SR-28 TP2 S / SR-28 M S	STD	STD	STD	N/A	N/A	N/A	OPT	OPT	OPT
SR-35 TP2 E / SR-35 M E	N/A	N/A	OPT	OPT	STD	OPT	OPT	OPT	OPT
SR-35 TP2 G / SR-35 M G	STD	STD	STD	N/A	N/A	N/A	OPT	OPT	OPT
SR-35 TP2 S / SR-35 M S	STD	STD	STD	N/A	N/A	N/A	OPT	OPT	OPT
SR-45 TP2 E / SR-45 M E	N/A	N/A	OPT	OPT	STD	OPT	OPT	OPT	OPT
SR-45 TP2 G / SR-45 M G	N/A	N/A	OPT	OPT	STD	OPT	OPT	OPT	OPT
SR-45 TP2 S / SR-45 M S	N/A	N/A	OPT	OPT	STD	OPT	OPT	OPT	OPT
SR-60 TP2 E / SR-60 M E	N/A	N/A	OPT	OPT	STD	OPT	OPT	OPT	OPT
SR-60 TP2 G / SR-60 M G	N/A	N/A	OPT	OPT	STD	OPT	OPT	OPT	OPT
SR-60 TP2 S / SR-60 M S	N/A	N/A	OPT	OPT	STD	OPT	OPT	OPT	OPT
SR-80 TP2 E / SR-80 M E	N/A	N/A	OPT	OPT	STD	OPT	OPT	OPT	OPT
SR-80 TP2 G / SR-80 M G	N/A	N/A	OPT	OPT	STD	OPT	OPT	OPT	OPT
SR-80 TP2 S / SR-80 M S	N/A	N/A	OPT	OPT	STD	OPT	OPT	OPT	OPT

N/A: Not available  
 OPT: Optional  
 STD: Standard

## Codes for different voltages and frequencies

### Voltages to be connected single pocket: **ECONOMIC LINE**

MODEL	230V I + N	230V I + N	230V III	230V III	400V III+N	400V III+N	400V III	400V III	440-480V III
	50 Hz	60 Hz	50 Hz	60 Hz	50 Hz	60 Hz	50 Hz	60 Hz	60 Hz
SC-11 M E	OPT	OPT	OPT	OPT	STD	OPT	OPT	OPT	OPT
SC-11 M G	STD	STD	N/A	N/A	N/A	N/A	OPT	OPT	OPT
SC-14 M E	N/A	N/A	OPT	OPT	STD	OPT	OPT	OPT	OPT
SC-14 M G	STD	STD	N/A	N/A	N/A	N/A	OPT	OPT	OPT
SC-18 M E	N/A	N/A	OPT	OPT	STD	OPT	OPT	OPT	OPT
SC-18 M G	STD	STD	N/A	N/A	N/A	N/A	OPT	OPT	OPT
SC-22 M E	N/A	N/A	OPT	OPT	STD	OPT	OPT	OPT	OPT
SC-22 M G	STD	STD	N/A	N/A	N/A	N/A	OPT	OPT	OPT
SC-28 M E	N/A	N/A	OPT	OPT	STD	OPT	OPT	OPT	OPT
SC-28 M G	STD	STD	N/A	N/A	N/A	N/A	OPT	OPT	OPT
SC-35 M E	N/A	N/A	OPT	OPT	STD	OPT	OPT	OPT	OPT
SC-35 M G	STD	STD	N/A	N/A	N/A	N/A	OPT	OPT	OPT

### Voltages to be connected stack: **ADVANCE , CONCEPT & ECONOMIC LINE**

MODEL	230V I + N	230V I + N	230V III	230V III	400V III+N	400V III+N	400V III	400V III	440-480V III
	50 Hz	60 Hz	50 Hz	60 Hz	50 Hz	60 Hz	50 Hz	60 Hz	60 Hz
SR-2-11 TP2 E	N/A	N/A	OPT	OPT	STD	OPT	OPT	OPT	OPT
SR-2-11 TP2 G	STD	STD	STD	STD	STD	STD	OPT	OPT	OPT
SR-2-11 M E	N/A	N/A	OPT	OPT	STD	OPT	OPT	OPT	OPT
SR-2-11 M G	STD	STD	STD	STD	STD	STD	OPT	OPT	OPT
SC-2-11 M E	N/A	N/A	OPT	OPT	STD	OPT	OPT	OPT	OPT
SC-2-11 M G	STD	STD	STD	STD	STD	STD	OPT	OPT	OPT
SR-2-14 TP2 E	N/A	N/A	OPT	OPT	STD	OPT	OPT	OPT	OPT
SR-2-14 TP2 G	STD	STD	STD	STD	STD	STD	OPT	OPT	OPT
SR-2-14 M E	N/A	N/A	OPT	OPT	STD	OPT	OPT	OPT	OPT
SR-2-14 M G	STD	STD	STD	STD	STD	STD	OPT	OPT	OPT
SC-2-14 M E	N/A	N/A	OPT	OPT	STD	OPT	OPT	OPT	OPT
SC-2-14 M G	STD	STD	STD	STD	STD	STD	OPT	OPT	OPT
SR-2-18 TP2 E	N/A	N/A	OPT	OPT	STD	OPT	OPT	OPT	OPT
SR-2-18 TP2 G	STD	STD	STD	STD	STD	STD	OPT	OPT	OPT
SR-2-18 M E	N/A	N/A	OPT	OPT	STD	OPT	OPT	OPT	OPT
SR-2-18 M G	STD	STD	STD	STD	STD	STD	OPT	OPT	OPT
SC-2-18 E	N/A	N/A	OPT	OPT	STD	OPT	OPT	OPT	OPT
SC-2-18 G	STD	STD	STD	STD	STD	STD	OPT	OPT	OPT
SR-2-18 TP2 G POWERED	STD	STD	STD	STD	STD	STD	OPT	OPT	OPT
SR-2-18 M G POWERED	STD	STD	STD	STD	STD	STD	OPT	OPT	OPT
SC-2-18 M G POWERED	STD	STD	STD	STD	STD	STD	OPT	OPT	OPT
SR-2-22 TP2 G	STD	STD	STD	STD	STD	STD	OPT	OPT	OPT
SR-2-22 M G	STD	STD	STD	STD	STD	STD	OPT	OPT	OPT
SC-2-22 M G	STD	STD	STD	STD	STD	STD	OPT	OPT	OPT

N/A: Not available  
OPT: Optional  
STD: Standard

Voltages to be connected single pocket: **ADVANCE PLUS HEAT PUMP**

MODEL	230V I + N	230V I + N	230V III	230V III	400V III+N	400V III+N	400V III	400V III	440-480V III
	50 Hz	60 Hz	50 Hz	60 Hz	50 Hz	60 Hz	50 Hz	60 Hz	60 Hz
SR-11 TP2 PLUS HP	NO	NO	NO	NO	STD	NO	NO	NO	NO
SR-16 TP2 PLUS HP	NO	NO	NO	NO	STD	NO	NO	NO	NO
SR-23 TP2 PLUS HP	NO	NO	NO	NO	STD	NO	NO	NO	NO

N/A: Not available  
 OPT: Optional  
 STD: Standard

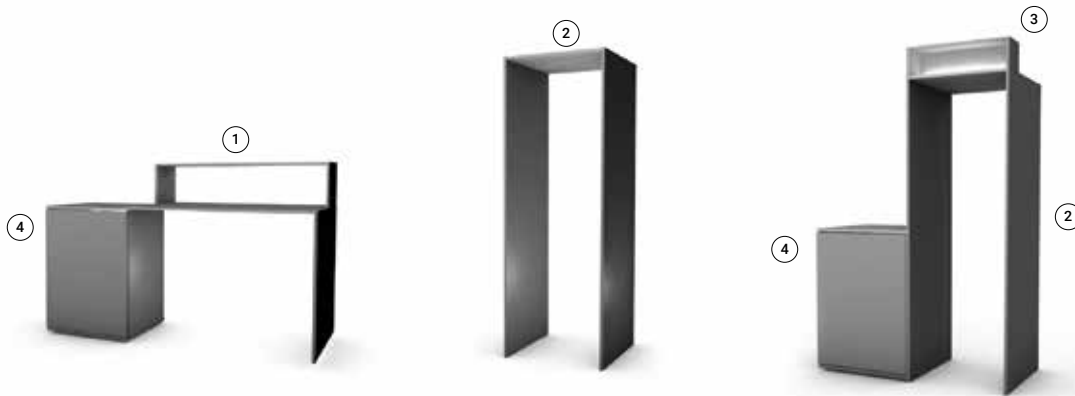
# Accessories for self-service



# Self-service furniture



CODE	COMPONENTS	€
19074101	1 - Folding top panel	370
19074102	2 - Vended frame for stacked units	665
19074103	3 - LED sign	515




CODE	COMPONENTS	€
19074089	4 - Dosing cupboard	855
<b>New</b> 19079305	DQ-2 Dosing pump kit- 2 pumps and support (ready for 4 pumps)	235
<b>New</b> 19096561	Extra dosing pump kit - DB-1	135



**New**

Dosing pump kits



# Our solutions for your small businesses

## Self-Service

---

Hostels

Apartments

Campsites

Colleges, residences and universities

Neighbor communities

Mobile containers

Self-service laundry





## 1+1 Professional Pack

Includes:

LAP-10 TP2 E P + SRP-10 TP2 E

+ 2 Coiners + 2 Coin box + Pump kit + Table + Cupboard

€

11.225

---



## Professional Stack pack

Includes:

Stack LAP-10 E P + SRP-10 TP2 E

+ 2 Coiners + 2 Coin box + Pump kit + Stack frame

+ Cupboard + LED display

€

12.700

---



## Professional Double Stack Pack

Includes:

2 Stack LAP-10 EP + SRP-10 TP2 E + 4 COINERS

+ 4 Coin box + 2 Pump kit + 2 Frames + Cupboard

+ LED display

€

22.465

---





Mobility  
for laundry.



Access to the web

# Laundry2go Compact

## Applications

PETROL STATIONS  
CAR WASH TUNNELS  
SERVICE AREA MOTORWAYS  
PUBLIC CAR PARKS

MASS EVENTS SUPERMARKETS  
CAMPSITES  
INVESTORS  
MILITARY PERFORMANCES

TEMPORARY LAUNDRETTES



## Dimensions / Transport type



**Maritime transport**  
A: 2.35 m



**Land transport**  
B: 3 m x 12 m  
(more common)

Compact transport dimensions: 3,000x2,105x2,580

The only unit on the market to allow the loading of 4 compact containers per 12-metre long truck.

# Laundry2go Compact



## General features

- Compact laundry container consisting of:
    - 18 kg washer
    - 8 kg washer
    - 18 kg dryer
    - Electric hot water boiler with 80 litre capacity
    - 6 liquid detergent pumps
  - Reduced installation power, only 17 kW  
(1 electrical connection point only)
  - Voltage option 400 V 3N 50Hz.
  - CP option, equipment ready for connection to central payment centre.
  - Standard Ethernet connection point in washers and dryer, for management through FagorKconnect.\*
- \* Router and Internet connection not included, to be managed by the owner

CODE	CODE WITH OPTIONS	DESCRIPTION	POWER KW	DIMENSIONS MM	€
19108063	18007872	COMPACT LAUNDRY BOX	17	2.877 x 1.974 x 2.235	39.000

\*Code WITH OPTIONS: Use this code for orders of machines that include any option or options from the table. The retail price is calculated by adding the price increases for each option to the retail price of the standard code.

## Options

Versions and options available to include in configurable codes "18".

CODE WITH OPTIONS	ABBREV.	DESCRIPTION	€
0013-0050	WP	Winter Pack	320
0013-0051	SP	Solar panels	4.000
0013-0052	FL	Front backlit	480
0013-0053	RL	Backlit rear	480
0013-0054	MP	Container packaging	1.200
0013-0055	PD	Domotic system	1.050
0020-0050	230V 3 60Hz	230V 3~ 60Hz BOX	1.000

- SP option, solar panels, includes 2 solar panels on the roof, adjustable in orientation by 45° on 2 axes.
- PD option, home automation pack, includes:
  - External video surveillance camera
  - Remote kiosk on/off switch
  - Detergent level control
  - Service door sensor
  - Boiler temperature control
  - System check sensor
- WP option, for ambient temperatures down to -10°C.

## Coin/token payment options

CODE WITH OPTIONS	ABBREV.	DESCRIPTION	SPECIFIC COUNTRIES	€
12-0035	CA	CA (EUR-GBP)	Europe - UK	1.545
12-0036	CB	CB (USD-MXN-CAD)	USA - Canada - Mexico	1.545
12-0037	CC	CC (CNY-TWD-HKD)	China - Taiwan - Hong Kong	1.545
12-0038	CD	CD (TRY-PLN)	Turkey - Poland	1.545
12-0039	CE	CE (AUD-NZD-JPY)	Australia - New Zealand - Japan	1.545
12-0040	CF	CF (RUB-ROB-CZK)	Russia - Romania - Czech Republic	1.545
12-0042	CH	CH (MYR-SGD-IDR) II	Malaysia - Singapore - Indonesia	1.545
12-0043	CI	CI (ARS-CLP-BRL)	Argentina - Chile - Brazil	1.545
12-0044	CJ	CJ (VEF-PEN-COP)	Venezuela - Peru - Colombia	1.545
12-0045	CK	CK (MAD-DZD-TND)	Morocco - Algeria - Tunisia	1.545
12-0046	CL	CL (KRW-PHP-THB)	Korea - Philippines - Thailand	1.545
12-0047	CN	CN (Euros mechanical)		1.545
12-0034	CT	CT (Token mechanical)		825

\* NOTE: 3 units included per code

## Centralised payment options - KIOSK

CODE WITH OPTIONS	ABBREV.	DESCRIPTION	€
13-0048	PO	Onnera central payment centre KIOSK 12"	3.400



**My Laundry Tome KIOSK-12"**  
Built into Compact laundry BOX

## Coin box options

CODE WITH OPTIONS	ABBREV.	DESCRIPTION	€
14-0021	A	Box (Key A)	360
14-0022	B	Box (Key B)	360
14-0023	C	Box (Key C)	360
14-0024	D	Box (Key D)	360
14-0025	E	Box (Key E)	360
14-0026	F	Box (Key F)	360
14-0027	G	Box (Key G)	360
14-0028	H	Box (Key H)	360
14-0029	I	Box (Key I)	360
14-0030	J	Box (Key J)	360

\* NOTE: 3 units included per code

## Remote payment options

My Laundry Time app: New remote payment software for self-service laundrettes.

\* Check availability in your country



**My Laundry Time**  
Available for iOS and Android



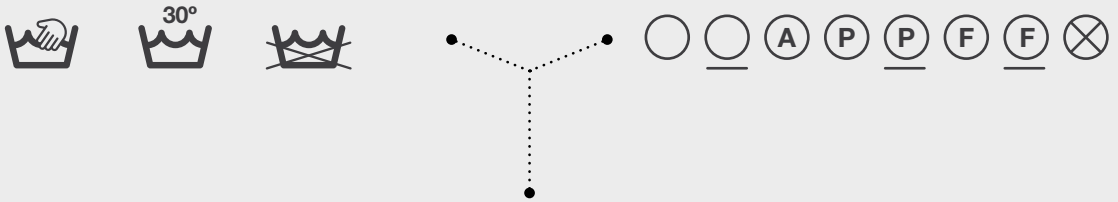


Wet cleaning



Hand washing

Dry cleaning



Professional  
Wet Cleaning

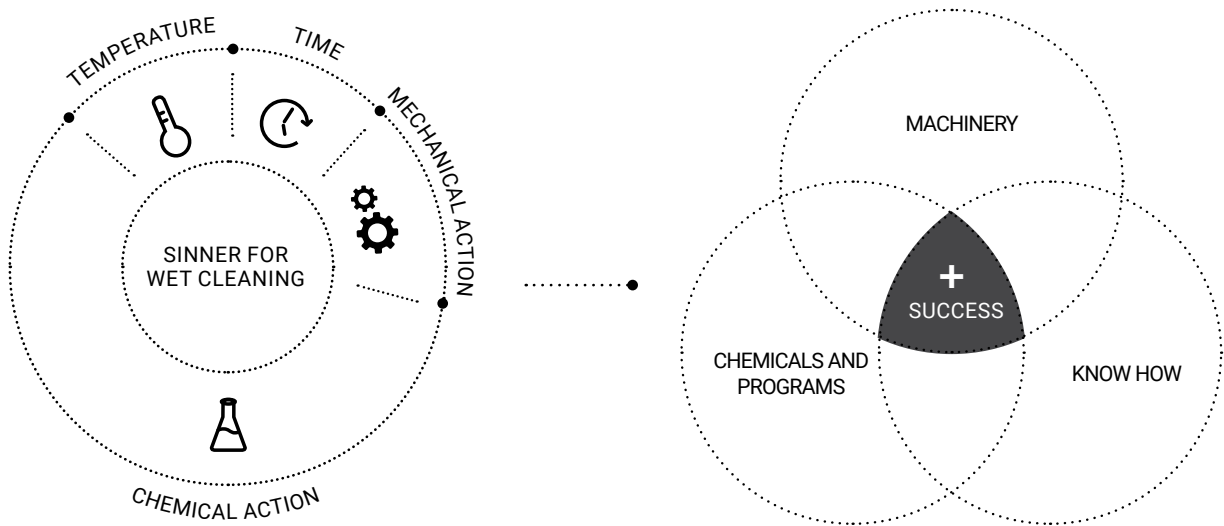
Delicate  
Wet Cleaning

Very delicate  
Wet Cleaning



# The optimal and balanced process for the professional washing.

## SINNER DIAGRAM



## WET CLEANING IS THE BEST SOLUTION FOR ITS EFFICACY

80 %

80 % of stains nowadays are soluble in water. Then...  
Why is the market still using which is only prepared for 20 % of stains?  
The solution is Wet Cleaning.

20 %

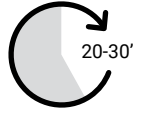
Only 20 % of stains are not soluble in water  
(Dry Cleaning concept).

DRY vs WET comparison in most common stains:

TYPE OF STAIN	DRY CLEANING	WET CLEANING
Sweat	2	5
Proteins	1	5
grease	5	4
body odors	1	5
shrinking	3,5	3



# WETCLEANING WASHING



## PROFESSIONAL PACK



PLACE	GOAL	DAILY GARMENTS	WASHER MODEL	FAGOR PACK	KG
Small shops	Dry cleaning substitution. Wet cleaning beginner.	66	LAP-08 TP2	PACK 8	5
Small shops	Dry cleaning substitution. Additional machinery. Wet cleaning beginner.	83	LAP-10 TP2	PACK 10	6

## INDUSTRIAL PACK



PLACE	GOAL	DAILY GARMENTS	WASHER MODEL	FAGOR PACK	KG
Small shops	Dry cleaning substitution.	129	LA-11 TP2	PACK 11 advanced	6
Medium size shops New shops	Dry cleaning substitution. New shop.	168	LA-14 TP2	PACK 14	8,5
Medium size shops (Shopping centre) New shops	Dry cleaning substitution. New shop.	233	LA-18 TP2	PACK 18	11
Large shops (Shopping centre)	Dry cleaning substitution. Large shop. Big potential, important growth.	323	LA-22 TP2	KIT 22	13,5
Large shops (Shopping centre)	Dry cleaning substitution. Large shop. Big potential, important growth.	364	LA-28 TP2	KIT 28	17
Laundries Large shops (Shopping centre)	Factories.	452	LA-35 TP2	KIT 35	22

### Full flow

Wash water recirculation kit to enhance its use. Increases the effectiveness without mechanical action, for the best care for the clothes.

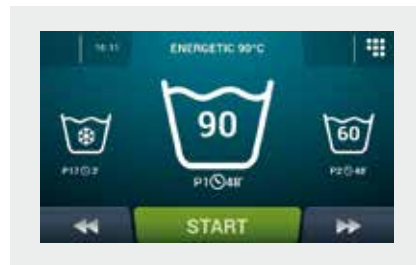
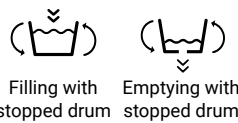
- Can be activated at any phase of the wash.
- Can be applied to any model of washer.
- Lower mechanical action of the pump.
- Greater flow of water with chemical product.
- All the water of the wash is used, including the water not usually used which is in the drain tube.
- Improved mixing of the chemical product.
- Clothes rapidly compacted.



### Total control with touch plus control

Easy programming through icons, with touchscreen directly on the machine or with the computer and Wash Control software.

Important icons for Wet Cleaning:



### Hot & Cold Mix

Automatic water mixing system at different temperatures.

### Liquid dosing

Dosing at the right time, with the necessary amount, gives us security during the process and homogeneity in the result.

And the most important thing: tranquility.

8 dosis signals as standard + 6 extra signals (dosing time, delay, start selection) for all models.



### Efficient drum

Through a series of perforations in the paddles of the drum, a water cascade effect is achieved which considerably increases the mechanical action.



# WET CLEANING DRYING

## PROFESSIONAL PACK

DRYER MODEL	CYCLE GARMENTS	DAILY CYCLES	MACHINE FREE FOR OTHER USES	ADVANTAGES	KG	VENTAJAS
SRP-08 TP2	7	9	55%	PACK 8	5	Very low investment. Ideal pack for beginners. Low operation costs. Perfect for small production batches.
SRP-10 TP2	9	9	55%	PACK 10	6	Very low investment. Ideal pack for beginners. Low operation costs. Ideal for doing only Wet Cleaning.



## INDUSTRIAL PACK

DRYER MODEL	CYCLE GARMENTS	DAILY CYCLES	MACHINE FREE FOR OTHER USES	ADVANTAGES	KG	VENTAJAS
SR-11 TP2	9	14	30%	PACK 11 advanced	6	Low investment. Shops with small Wet Cleaning batches but working long hours. Flexibility. Compromise flexibility vs production.
SR-14 TP2	12	14	30%	KIT 14	8,5	Perfect pack for shops (Wet cleaning and normal garments). A good solution for bedspreads, covers and other large garments. Versatile.
SR-18 TP2	17	14	30%	KIT 18	11	Perfect pack for shops (Wet cleaning and normal garments) Productivity. Able to wash large covers.
SR-22 TP2	21	14	30%	KIT 22	13,2	Perfect pack for large shops (Wet cleaning and normal garments). Wet Cleaning productivity. Laundry productivity.
SR-28 TP2	26	14	30%	KIT 28	17	Perfect pack for large shops (Wet cleaning and normal garments). Wet Cleaning productivity. Laundry productivity.
SR-35 TP2	32	14	30%	KIT 35	22	Perfect pack for laundries (Wet cleaning and normal garments). Wet Cleaning productivity. Laundry productivity.



### Stainless steel drum

Drum in mirror-polished stainless steel.

### Green flow system

Hot air recovery system.

### Temperature control

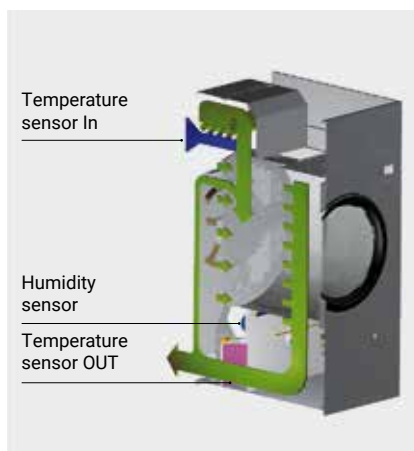
Temperature and air-flow control result in the perfect drying for delicate garments.

The humidity sensor helps to shorten the drying process, thus ensuring the appropriate humidity level for the subsequent ironing of garments.



### Mixed flow

Axial-radial mixed flow system with complementary air inputs, achieving an even better optimised flow and dry



### Soft touch

The perforated drum with inbuilt holes prevents textile wear and lengthens the life of the clothes.

### Double skin

The whole circuit in contact with the hot air of the dryer has been thermally insulated; double-glazed door.

### Reverse drum

Reverse spin.

### iDRY

The new intelligent humidity sensor.

# Application fields

HOTEL INDUSTRY | CARE HOMES | DRY CLEANER'S | RESIDENCES...



## The professional Stacking

The easiest and most economical way to get started in the Wet Cleaning process. The professional Stacking is the most accessible solution of Wet Cleaning for 8 and 10 kg machines, that is to say, 4.5 and 6 kg of delicate garments.

As well as industrial machines, the professional Stacking includes easy programming Touch Plus Control to obtain a better functionality and performance.

# Finishing

## Mannequins

- Automated working cycles.
- Electronic card.
- Possibility to set nine different cycles, and regulation of steaming and drying time.
- Adjustable shoulder width and height of the dummy. Rotation 360° of dummy support (frame) and controls.
- MA-360 C without boiler - to be connected to a central steam supply.
- MA-360 A autonomous, with built-in steam boiler, and automatic water feeding and pressure control.



## Ironed / Restructured

- Vacuum, up-steaming and blowing ironing tables.
- Available either with built-in electric steam boiler and vacuum unit, or to be connected to an external steam and vacuum supply. It can be supplied in the following versions:
  - MRP - VAS: with built-in steam boiler of 7 litres-capacity, with standard board (1200 x 400 x 250 mm).
  - MRP - VAS C: without boiler, with standard ironing board (1200 x 400 x 250 mm).



## Topper

- Finishing topper for trousers with air-operated waistband and leg stretching device, for central steam and compressed air supply.
- Side waistband stretching device.
- Height adjustable leg stretching carriage and stainless steel leg clamps.
- Built-in three-phase fan; air heating device.
- Electronic card for the setting of nine ironing cycles in total. Ironing cycle controlling: steaming time, steam/air time, drying time.
- Three pressure regulators (for leg clamps, waistband stretcher and leg stretching carriage).
- Switch for the exclusion of the leg stretching carriage.
- Manual size indicator. Mechanical airflow regulator.





# Annexes

# Calculation for a laundry

Guideline tables of linen and weights.

## Hotels

	TOTAL (GRAMS)	CHANGE FACTOR	AVERAGE DAILY WEIGHT (GRAMS)	TYPE OF LINEN
<b>LINEN PER PERSON IN ROOMS</b>				
Two 650 g sheets	1,300	1/2	650	Flat
1 pillow case	150	1/2	75	Flat
1 bath towel	550	1	550	Terry
1 hand towel	200	1	200	Terry
1 bidet towel	50	1	50	Terry
1 fine towel	200	1	200	Flat
1 alfombrín de baño	175	1	175	Terry

## Restaurants

	TOTAL (GRAMS)	CHANGE FACTOR	AVERAGE DAILY WEIGHT (GRAMS)	TYPE OF LINEN
<b>SERVICE PER PLACE</b>				
1/4 of 560 g tablecloth	140	2/7	40	Flat
1/4 of 200 g table overlay	50	1	50	Flat
One 75 g napkin	75	1	75	Flat

## Hospitals

	TOTAL (GRAMS)	CHANGE FACTOR	AVERAGE DAILY WEIGHT (GRAMS)	TYPE OF LINEN
<b>PATIENTS</b>				
Two 650 g sheets	1,300	1	1,300	Flat
1 pillow case	150	1	150	Flat
1 underpad	800	1	800	Terry
1 quilt	1,000	1/7	143	Flat
Two 350 g cot sheets	700	1	700	Flat
1 cot pillow case	100	1	100	Flat
1 cot underpad	400	1	400	Terry
1 cot quilt	400	1/7	57	Flat
1 bath towel	550	1/2	275	Terry
1 hand towel	200	1/2	100	Terry
1 pair of pyjamas	700	1/7	100	Shape
1 set of nappies	300	1	300	Flat
<b>HEALTHCARE STAFF</b>				
Surgical gown	400	1	400	Shape
Gown	400	1/7	57	Shape
Size	400	1/7	57	Shape
Couffant cap-skull cap	30	1/7	57	Shape

## Military barracks

	TOTAL (GRAMS)	CHANGE FACTOR	AVERAGE DAILY WEIGHT (GRAMS)	TYPE OF LINEN
<b>LINEN PER PERSON</b>				
Two 650 g sheets	1,300	1/7	185	Flat
1 pillow case	150	1/7	21	Flat
1 quilt	1,000	1/30	33	Flat
1 set of fatigues	1,300	1/15	87	Shape
1 towel	200	2/7	29	Terry
Two 300 g shirts	600	1/7	87	Shape
One pair or socks	100	1	100	Shape
One T-shirt	150	1	150	Shape
One pair of underpants	100	1	100	Shape
One pair of sports shorts	180	1/7	26	Shape



## Average hourly production

The formula used to calculate the average hourly production ( P ) in a laundry, in kg/h, is as follows:

$$P = \frac{N \times M \times D \times K}{100 \times H} \times R$$

where, in order to calculate the kilograms of linen to wash per hour ( P ), the following values need to be determined for the variables to take into account:

- N** Number of places in the establishment.
- M** Percentage occupation.
- D** Days of occupation per week.
- K** Weight of linen to wash per person and day.
- H** Laundry hours operational per week.
- R** Operational times correction coefficient.

If the exact value of K is not known, the value given in the following tables can be applied in accordance with the type of establishment to project:

TYPE OF ESTABLISHMENT		VALUE K	UNIT
Hotel *	City	1.00	kg/person-day
Hotel **	City	1.20	kg/person-day
Hotel ***	City	1.50	kg/person-day
Hotel ****	City	2.50	kg/person-day
Hotel *****	City	3.00	kg/person-day
Hotel *	Coast	1.00	kg/person-day
Hotel **	Coast	1.20	kg/person-day
Hotel ***	Coast	1.50	kg/person-day
Hotel ****	Coast	2.50	kg/person-day
Hotel *****	Coast	3.00	kg/person-day

TYPE OF ESTABLISHMENT	VALUE K	UNIT
Hostel	1	kg/person-day
Restaurant, low class	0.7	kg/person-day
Restaurant, medium class	1	kg/person-day
Restaurant, high class	1.2	kg/person-day
Colleges and residences	1	kg/person-day
Hospitals	6	kg/person-day
Psychiatric hospitals	2.5	kg/person-day
Military barracks	1.5	kg/person-day
Residences	2.5	kg/person-day
High class residences	4	kg/person-day
Spa	1.20	kg/person-day

TYPE OF ESTABLISHMENT	COEFFICIENT R
Hospitals and clinics	1.3
Rest of establishments	1.15

The coefficient R serves to round out idle time and correct different cycle times depending on the establishment. It is normally applied in accordance with the following table:

### PERCENTAGES OF TYPES OF PIECES

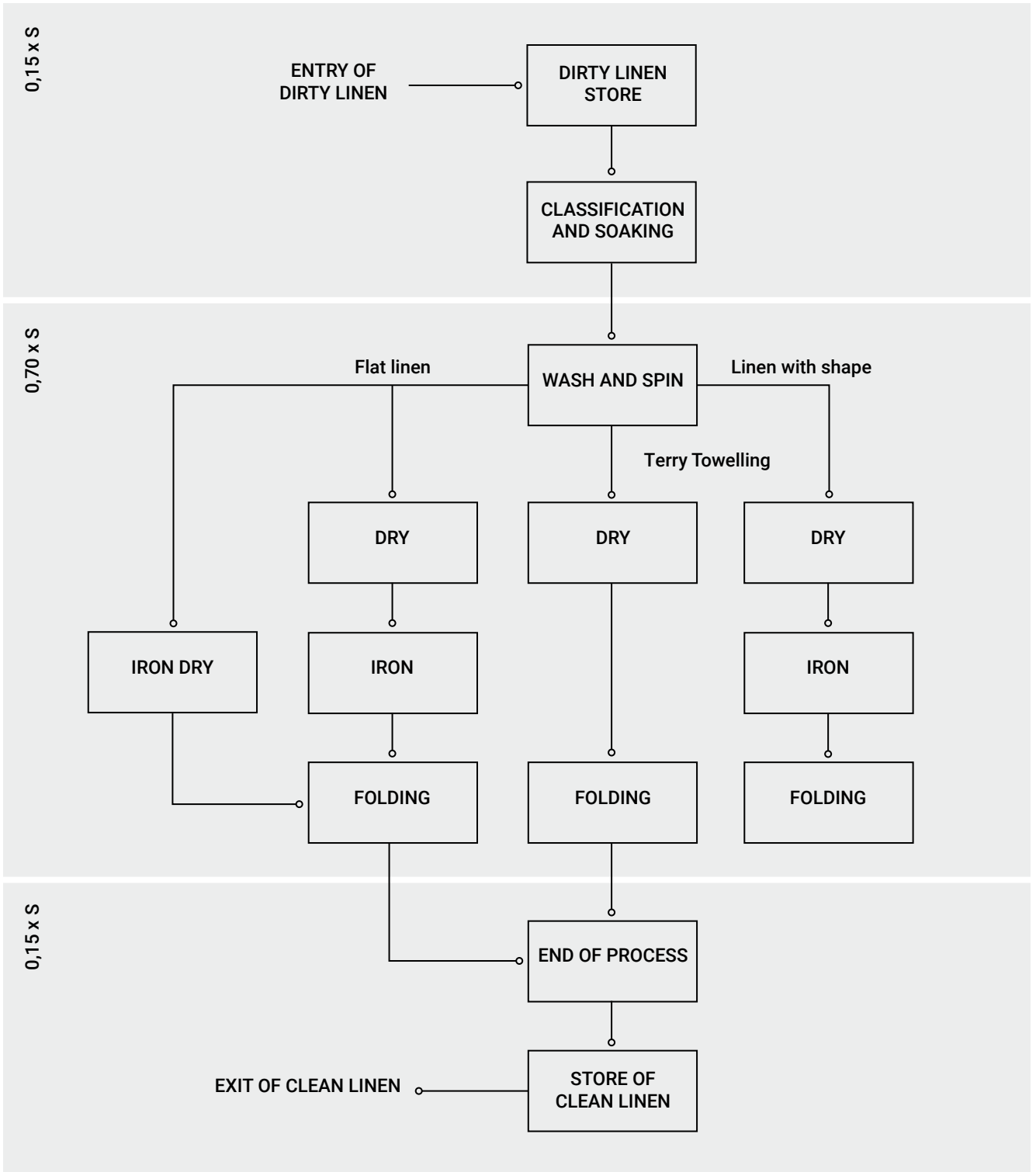
TYPE OF ESTABLISHMENT	PERCENTAGES OF PIECES		
	FLAT	TERRY	SHAPE
Hotel in City	50%	40%	10%
Hotel on Coast	45%	45%	10%
Hostel		60%	40%
Restaurant, low class	90%	10%	
Restaurant, medium class	90%	10%	
Restaurant, high class	80%	10%	10%
Colleges and residences	30%	20%	50%
Hospitals and clinics	65%	20%	15%
Psychiatric hospitals	40%	20%	40%
Military barracks	20%	10%	70%
Residences	35%	40%	25%
High consumption residences	45%	40%	15%
Spa		90%	10%

### OF LINEN BY ESTABLISHMENT

As with the weights, if you do not know the exact composition of the linen to wash, the linen type distribution can be calculated for each individual case using the table attached. This table shows the approximate linen type percentages according to the different types of establishment.

### Laundry flow diagram

S : Surface area of premises in m<sup>2</sup>  
 m<sup>2</sup> premises = kg/h linen to wash



## Conversion factors

### Length and surface area

UNIT	FACTOR	UNIT
cm	0.3937	inch
mm	0.0394	inch
inch	2.54	cm
inch	25.4	mm
m	32.808	feet
foot	0.3048	m
m	10.936	yards
yard	0.9144	m
dm <sup>2</sup>	15.5	inches <sup>2</sup>
inch <sup>2</sup>	0.0645	dm <sup>2</sup>

### Power and work

UNIT	FACTOR	UNIT
kcal/h	1/860	kW
kW	860	kcal/h
kcal/h	4	BTU
BTU	0.25	kcal/h
cal	4.186	J
J	0.2389	cal
kcal	1000	cal
Th	1000	kcal
kW	13.406	H.P.
H.P.	0.746	kW
kW	1.36	C.V.
C.V.	0.7357	kW

### Volume

UNIT	FACTOR	UNIT
gallon	3.785	litre
litre	0.2642	gallons
m <sup>3</sup>	35.31	feet <sup>3</sup>
feet <sup>3</sup>	0.0283	m <sup>3</sup>
inch <sup>3</sup>	16.39	cm <sup>3</sup>
cm <sup>3</sup>	0.061	inches <sup>3</sup>
litre	61	inches <sup>3</sup>
inch <sup>3</sup>	0.0164	litres

### Weight

UNIT	FACTOR	UNIT
lb	453.6	g
g	1/453.6	lb
lb	0.4536	kg
kg	22.045	lb

### Pressure

UNIT	FACTOR	UNIT
kg/cm <sup>2</sup>	14.22	lb/inch <sup>2</sup>
inch <sup>2</sup>	0.07	cm <sup>2</sup>
kg/cm <sup>2</sup>	0.9807	bar
bar	1.020	kg/cm <sup>2</sup>
Pa	10-may	bar
bar	10 5	Pa

### Temperature and heat

$$^{\circ}\text{C} = (5/9) \times (^{\circ}\text{F} - 32)$$

$$^{\circ}\text{F} = (9/5) \times ^{\circ}\text{C} + 32$$

$$^{\circ}\text{K} = 273 ^{\circ}\text{C}$$

$$\text{Thermia } 1000 \text{ kcal}$$



# General sales conditions

## 01. Contents of the present document

The product descriptions contained in this list attempt to account for the most important characteristics of the machines.

Revisions of the manufacturing processes may necessitate the modification of certain values and specifications. The technical data contained in this PRICE LIST is therefore for guidance only, as are the photographs and any drawing or diagram it includes.

Fagor Professional reserves the right to make the modifications to its appliances that it believes necessary without prior notice, as long as this is not detrimental to the main characteristics of the appliances.

Any piece of data or value considered to be of overriding importance upon making an order must be checked by the buyer in advance by contacting Fagor Professional.

The item codes and the prices are subject to change without prior notice. This PRICE LIST cancels and replaces all previous price lists.

## 02. Prices

The prices on the present PRICE LIST are retail prices and are shown in EUROS (€).

The tax rates indicated by current law will be charged on the prices of this LIST and on the resulting amounts corresponding to quotations.

The prices do not include transport, unloading, handling nor installation and start up of the equipment.

If assembly, installation or start up is carried out by our Technical Support Service, the cost of these services will be charged in addition to these prices.

## 03. Packaging

The prices shown on this LIST include the standard FOB packaging at our warehouses. Any other type of packaging will carry a surcharge, and requires prior consultation with Fagor Professional.

## 04. Delivery times

The delivery times are for guidance, subject to Fagor Professional's production load. We will attempt to meet them with as much precision as possible. However, they are not contractual.

The customer shall not have the right to compensation for damages, nor to impose penalties should the delivery not be made on time. Orders shall not be able to be cancelled unless previously agreed with the manufacturer in writing.

## 05. Warranty

The appliances making up the present PRICE LIST are guaranteed for one year from date of invoice, subject to the following criteria:

- 12 months for defective parts attributable to manufacture.
- Extensions of warranty shall be charged separately.

Fagor Professional shall not replace any component nor carry out any repair work under warranty if the defect is due to accident, improper use, negligence, incorrect installation or any other cause not attributable to the company.

Fagor Professional shall not take charge of the repair or replacement of any materials other than those manufactured by itself.

## 06. Modifications, cancellations and returns

An order is considered to have been accepted if there is no counter-order within 24 hours of receipt of the order. No modifications or cancellations shall be accepted once this time has passed.

6.1 Orders cannot be cancelled once they have been accepted and confirmed in writing, especially made-to-measure manufacturing orders (for example, flight or rack type dishwashers, suspended cooking blocks...).

6.2 Fagor Professional may accept the return of goods under exceptional circumstances, following prior authorisation by Sales Management. A return request in writing shall be obligatory to this end.

All expenses incurred by Fagor Professional up to that moment shall be for the customer's account. An indispensable condition for acceptance of the return is that the product is in the same condition as at time of dispatch from our warehouses of origin, and in its original packaging.

Any other good which Fagor Professional accepts as a return and which does not meet these requirements (except products with defects attributable to manufacture), shall be subject to an increase on the invoiced price.

## 07. Transport

Unless agreed upon to the contrary, the goods travel at the buyer's own risk and for the buyer's account at all times. From the moment at which the goods are loaded onto the lorry, the handling and unloading are responsibility of the buyer.

The goods are loaded under insurance cover. The customer must check the state of the goods upon receiving them in order to be able to make a claim in case of damages within 24 hours following delivery of the goods.

Claims related to transport must be processed within 24 hours of receipt of the goods. Any claim not related to transport must be made within a time limit of 5 days from receipt of the material.

## 08. Payments

The payments are to be made in accordance with the time frame defined in the contract or original order, regardless of whether or not the transport, receipt, installation or start up has been delayed or cancelled due to reasons not attributable to Fagor Professional.









**ONNERA GROUP**



ISO 9001



ACTIVELY SUPPORTING

